

DINGLI

Exceed · New Height

Parts Manual

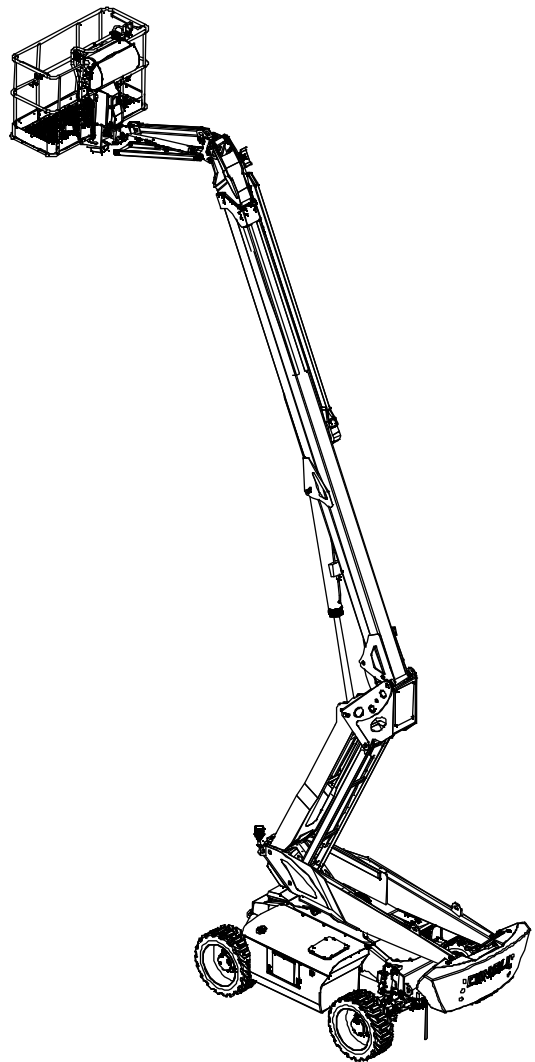
BT22CRT2

BT20CRT2

BT18CRT2

BT16CRT2

From SN BTRC024A00001



Part Number: SM032320123

Version Number: Rev1.3

March 2024 Printing

DINGLI

Version of the Record

Version Number	Create Date
SM032320123_Rev1.0	2023-09
SM032320123_Rev1.1	2023-10
SM032320123_Rev1.2	2024-01
SM032320123_Rev1.3	2024-01

Foreword

We are very appreciated for your interesting with Dingli machine and choosing it for your application. Our priority above all is you can use the machine safely for your application and you can benefit from the Dingli machine mostly. For these reason we hope you can:

1. Comply with employer, job site and local governmental rules.
2. Safeguard your commitment to quality by always using genuine Dingli spare parts. Remember, Dingli cannot accept responsibility for the failure of a separator equipped with non-original spare parts. We guarantee the quality and reliability of our products.
3. All sketch maps of parts shown in this manual are for reference only, it is the practical that counts. This manual includes all the latest information up to the date when it was printed. All responsibilities for the revision and explanation of the manual rest with the Dingli. We also preserve the right to edit the technology characteristic and content of the manual.
4. Anyone who read the manual or used the machine, is encouraged to notify Dingli Machinery Co, Ltd of any errors or send in suggestions for improvement. All communications will be carefully considered for future printings of this and other manuals, certainly if you have any question about the machine, please contact with our team by dialing technical support phone, sending email, or any methods you want, etc. Our contact information as bellow:

If you are in China Mainland, Please contact with:

Zhejiang Dingli Machinery Co.,Ltd. Domestic Office:

Phone: +86 572 8681766
Fax: +86 572 8681700
Email: sales@cndingli.com

If you are out of the China Mainland, Please contact with:

Zhejiang Dingli Machinery Co.,Ltd. International Office:

Phone: +86 572 8681688
Fax: +86 572 8681690
Email: export@cndingli.com

Table of Contents

Section 1 Chassis

1-1	Axle Installations (2WS)	2
1-2	Axle Installations (4WS)	4
1-3	Axle Lockout Cylinder Installations	6
1-4	Tire and Wheel Installations	8
1-5	Slew Drive Assembly Installations	10
1-6	Chassis Components	12
1-7	Front Axle Accessory	14
1-8	Chassis Manifold (2WS)	16
1-9	Chassis Manifold (4WS)	18
1-10	Module Installations	20
1-11	Engine Module Assembly 1	22
1-12	Engine Module Assembly 2	24
1-13	Power Switch Installations	26
1-14	Engine Assembly (Kubota Engine)	28
1-15	Engine Assembly (Perkins Engine)	30
1-16	Engine Cooling System Installations 1 (Kubota Engine)	32
1-17	Engine Cooling System Installations 1 (Perkins Engine)	34
1-18	Engine Cooling System Installations 2 (Kubota Engine)	36
1-19	Engine Cooling System Installations 2 (Perkins Engine)	38
1-20	Engine Cooling System Installations 3 (Kubota Engine)	40
1-21	Engine Cooling System Installations 3 (Perkins Engine)	42
1-22	Engine and Pump Installations (Kubota Engine)	44
1-23	Engine and Pump Installations (Perkins Engine)	47
1-24	Engine Fuel System Installations (Kubota Engine)	50
1-25	Engine Fuel System Installations (Perkins Engine)	52
1-26	Engine Suction System Installations (Kubota Engine)	54
1-27	Engine Suction System Installations (Perkins Engine)	56
1-28	Engine Exhaust System Installations (Kubota Engine)	58
1-29	Engine Exhaust System Installations (Perkins Engine)	60
1-30	Hydraulic Module Assembly 1	62
1-31	Hydraulic Module Assembly 2	65
1-32	Ground Control Box Assembly	67
1-33	Chassis Clamp Installations 1	69

1-34	Chassis Clamp Installations 2.....	71
1-35	Grease System Installations	73
Section 2 Turntable		
2-1	Turntable Accessories Installations 1.....	76
2-2	Turntable Accessories Installations 2.....	78
2-3	PVG Valve Block (Standard).....	80
2-4	PVG Valve Block (Optional).....	82
2-5	Counterweight Installations	85
Section 3 Boom		
3-1	Linkage Installations 1.....	88
3-2	Linkage Installations 2.....	90
3-3	Linkage and Boom Installations.....	92
3-4	Lifting Cylinder Assembly and Boom Installations (BT22CRT2)	94
3-5	Lifting Cylinder Assembly and Boom Installations (BT20CRT2, BT18CRT2, BT16CRT2).....	96
3-6	Telescopic Boom (BT22CRT2)	98
3-7	Telescopic Boom (BT20CRT2, BT18CRT2, BT16CRT2)	100
3-8	Base Boom Sliding Block Installations (BT22CRT2)	102
3-9	Base Boom Sliding Block Installations (BT20CRT2, BT18CRT2, BT16CRT2)	104
3-10	Base Boom Accessories Installations 1 (BT22CRT2).....	106
3-11	Base Boom Accessories Installations 1 (BT20CRT2, BT18CRT2, BT16CRT2)	108
3-12	Base Boom Accessories Installations 2	110
3-13	Second Boom Sliding Block Installations 1 (BT22CRT2)	112
3-14	Second Boom Sliding Block Installations 2 (BT22CRT2)	114
3-15	Second Boom Sliding Block Installations (BT20CRT2, BT18CRT2, BT16CRT2).....	116
3-16	Third Boom Sliding Block Installations (BT22CRT2)	118
3-17	Telescopic System Installations (BT22CRT2)	120
3-18	Telescopic Cylinder Assembly Accessories Installations (BT22CRT2).....	122
3-19	Telescope Cylinder Assembly Installations (BT20CRT2, BT18CRT2, BT16CRT2) ...	124
3-20	Carrier System Installations 1 (BT22CRT2).....	126
3-21	Carrier System Installations 1 (BT20CRT2, BT18CRT2, BT16CRT2)	128
3-22	Carrier System Installations 2 (BT22CRT2).....	131
3-23	Boom Shield Installations (BT22CRT2)	133
3-24	Boom Shield Installations (BT20CRT2, BT18CRT2, BT16CRT2).....	135
3-25	JIB Leveling Cylinder Assembly Installations	137
3-26	Telescopic Boom and Articulating JIB Installations.....	139
3-27	Articulating JIB Installations.....	141

3-28	Rotate Cylinder Assembly Installations	143
3-29	Articulating JIB Valve Block Installations.....	146
3-30	Directional Valve Assembly	148
Section 4 Platform		
4-1	Platform Installations (1.83m×0.79m, Standard)	151
4-2	Platform Installations (2.44m×0.91m, Optional)	153
4-3	Platform Assembly	155
4-4	Gate Assembly	157
4-5	Lift Guard Contact Alarm	159
Section 5 Cylinder		
5-1	Left Axle Lockout Cylinder Assembly	162
5-2	Right Axle Lockout Cylinder Assembly	164
5-3	Lifting Cylinder Assembly (BT22CRT2).....	166
5-4	Lifting Cylinder Assembly (BT20CRT2, BT18CRT2, BT16CRT2).....	168
5-5	Telescope Cylinder Assembly (BT22CRT2)	170
5-6	Telescope Cylinder Assembly (BT20CRT2, BT18CRT2, BT16CRT2)	172
5-7	JIB Leveling Cylinder Assembly.....	174
5-8	JIB Lifting Cylinder Assembly	176
Section 6 Hydraulic System		
6-1	Chassis Circuit 1	179
6-2	Chassis Circuit 2 (2WS)	183
6-3	Chassis Circuit 2 (4WS)	185
6-4	Turntable Circuit.....	187
6-5	JIB Circuit	190
Section 7 Electrical System		
7-1	Electrical Harness	193
7-2	Electrical Installations.....	197
7-3	Power Distribution Module.....	199
7-4	Ground Control Panel Assembly.....	201
7-5	Platform Control Box Assembly	203
Section 8 Decals		
8-1	Decals Installations	207
Section 9 Special Options		
9-1	Ground Control Box Housing Installations	215
9-2	Air Shutoff Valve Installations	217
9-3	Air Intake Flame Trap Installations.....	219

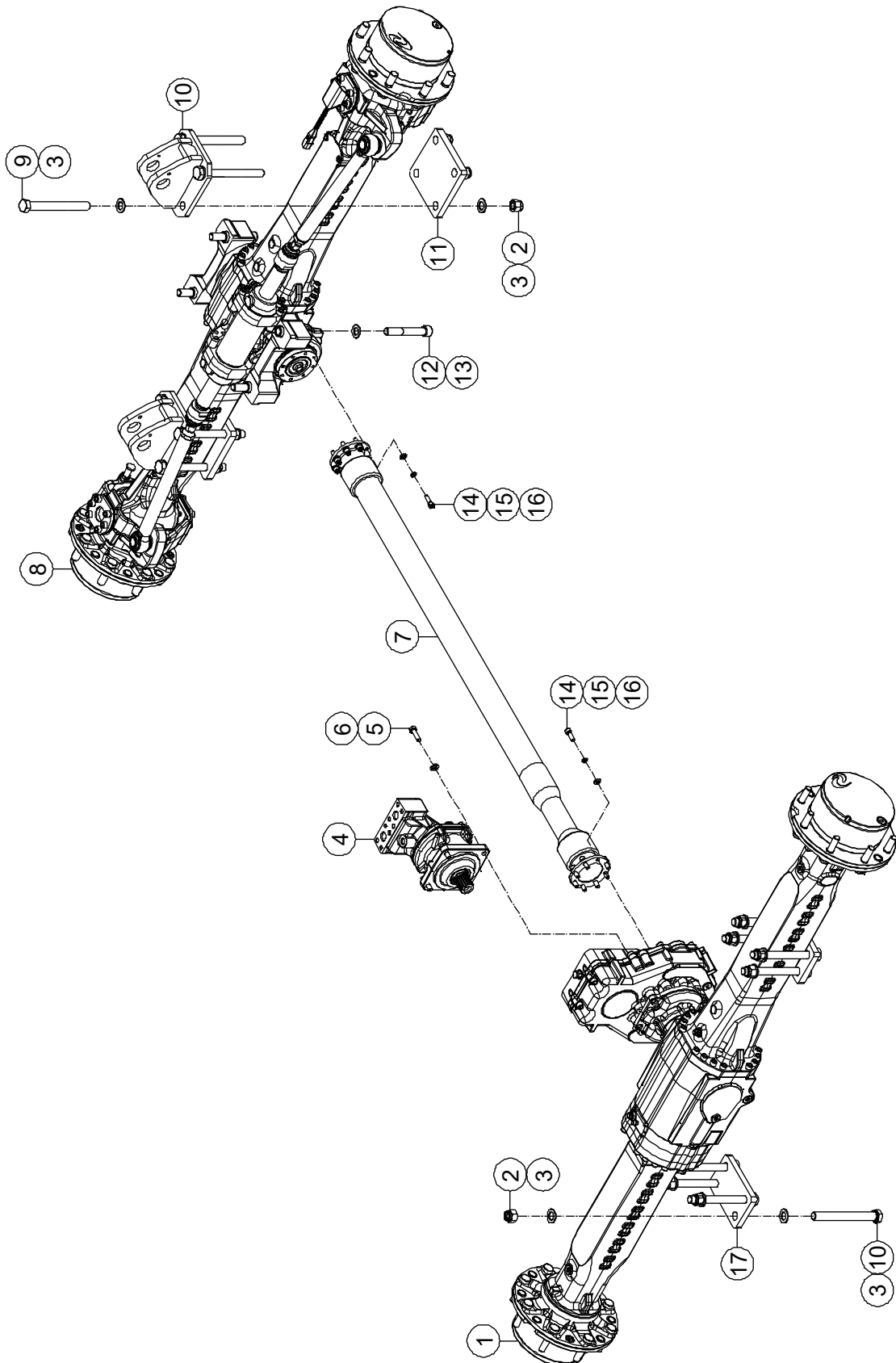
9-4	Alarm Installations.....	221
9-5	GPS Module Installations	223
9-6	Hydraulic Generator Assembly	225
9-7	Generator Manifold	228
9-8	Boom Shield Installations (BT22CRT2)	230
9-9	Boom Shield Installations (BT20CRT2, BT18CRT2, BT16CRT2).....	232
9-10	Platform Accessories 1 (1.83m×0.79m)	234
9-11	Platform Accessories 1 (2.44m×0.91m)	236
9-12	Platform Accessories 2 (1.83m×0.79m)	238
9-13	Platform Accessories 2 (2.44m×0.91m)	240
9-14	Platform Accessories 3 (1.83m×0.79m)	242
9-15	Platform Accessories 3 (2.44m×0.91m)	244
9-16	Platform Accessories 3.....	246
9-17	Lift Guard Contact Alarm	248
9-18	Anti-collision Device Installations 1.....	250
9-19	Anti-collision Device Installations 2.....	252

Section 1 Chassis

1-1 Axle Installations (2WS)

Item	Part Number	Description	Qty.	Remark
1	00009646	Rear Axle Assembly	1	
2	00004487	Nut GB/T 6182 M22	16	
3	00002550	Flat Washer GB/T 97.1 22	32	
4	92046502	Drive Motor Assembly	1	
5	00001055	Bolt GB/T 5783 M12 × 40	4	
6	00000814	Flat Washer GB/T 97.1 12	4	
7	00006270	Propeller Shaft	1	
8	00008669	Front Axle Assembly	1	
9	00006812	Bolt GB/T 5782 M22 × 210	16	
10	90031650	Seat, Axle Lockout Cylinder Assembly	2	
11	90031656	Bracket, Link	2	
12	00008695	Screw GB/T 70 M20 × 130	4	
13	00001050	Flat Washer GB/T 97.1 20	4	
14	00001059	Screw GB/T 70 M10 × 30	16	
15	00000679	Spring Washer GB/T 93 10	16	
16	00000615	Flat Washer GB/T 97.1 10	16	
17	90031649	Bracket, Link	2	

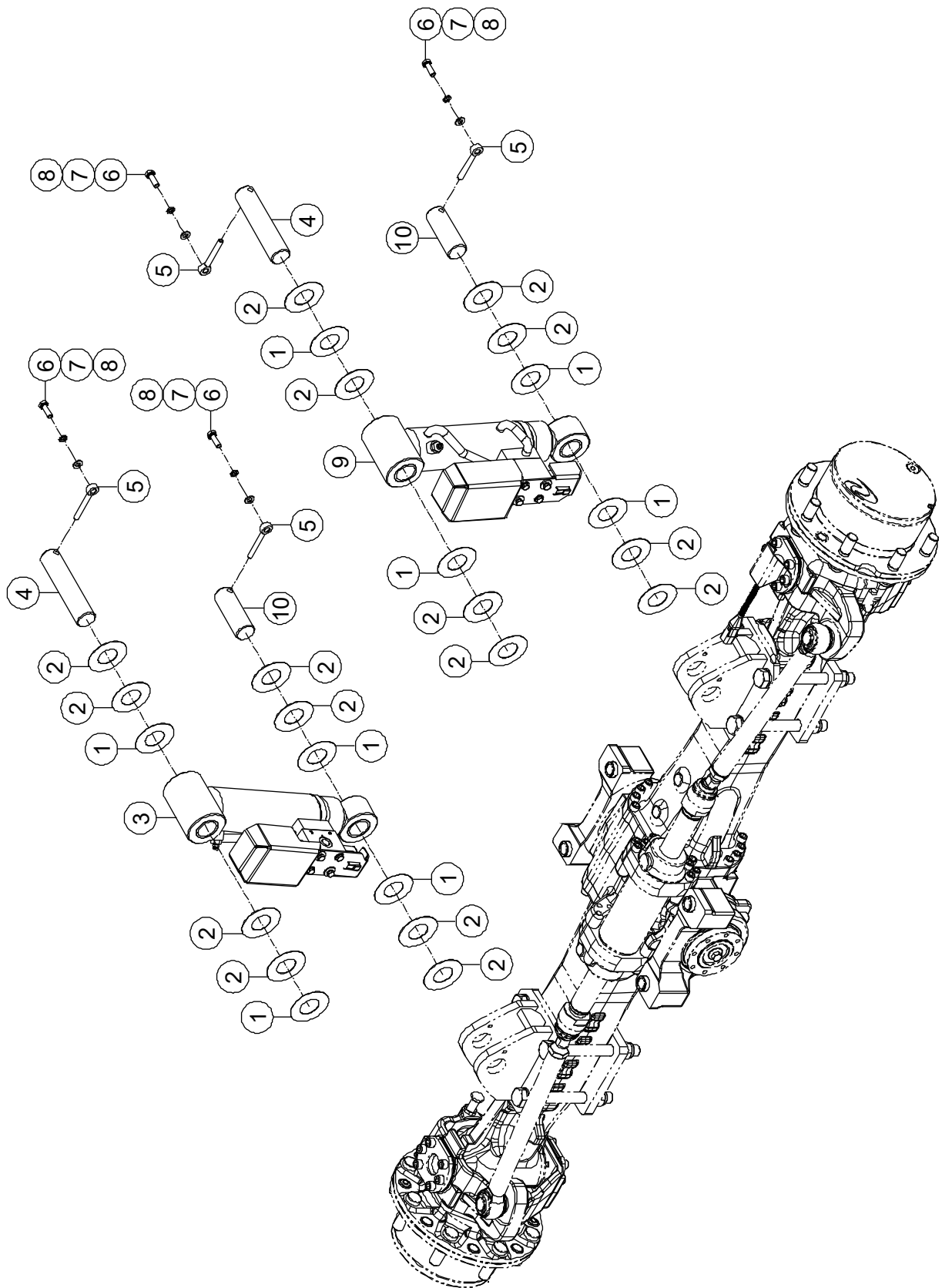
1-2 Axle Installations (4WS)



1-2 Axle Installations (4WS)

Item	Part Number	Description	Qty.	Remark
1	00009650	Rear Axle Assembly	1	
2	00004487	Nut GB/T 6182 M22	16	
3	00002550	Flat Washer GB/T 97.1 22	32	
4	92046502	Drive Motor Assembly	1	
5	00001055	Bolt GB/T 5783 M12 × 40	4	
6	00000814	Flat Washer GB/T 97.1 12	4	
7	00006270	Propeller Shaft	1	
8	00008669	Front Axle Assembly	1	
9	00006812	Bolt GB/T 5782 M22 × 210	16	
10	90031650	Seat, Axle Lockout Cylinder Assembly	2	
11	90031656	Bracket, Link	2	
12	00008695	Screw GB/T 70 M20 × 130	4	
13	00001050	Flat Washer GB/T 97.1 20	4	
14	00001059	Screw GB/T 70 M10 × 30	16	
15	00000679	Spring Washer GB/T 93 10	16	
16	00000615	Flat Washer GB/T 97.1 10	16	
17	90031649	Bracket, Link	2	

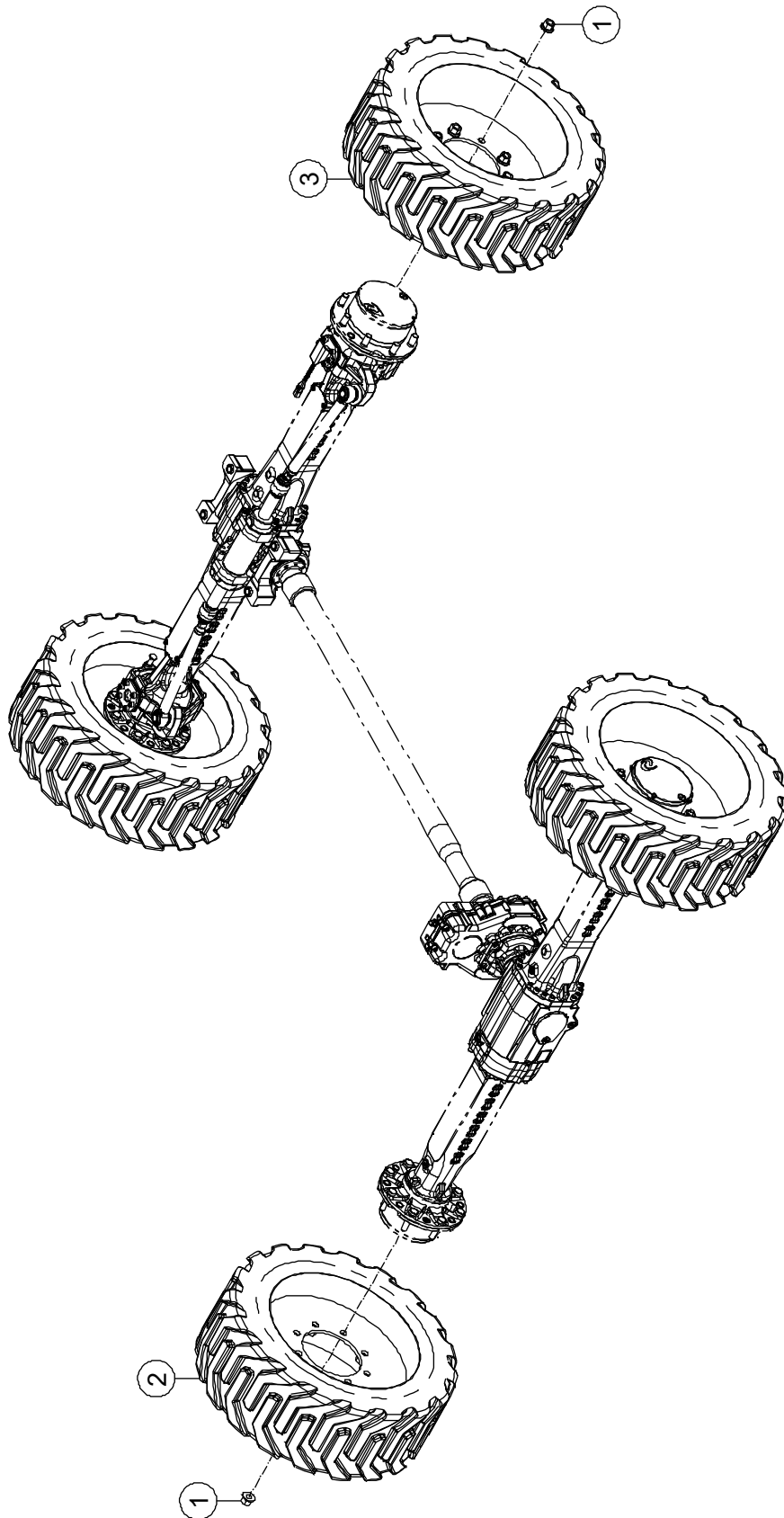
1-3 Axle Lockout Cylinder Installations



1-3 Axle Lockout Cylinder Installations

Item	Part Number	Description	Qty.	Remark
1	90029460	Shim	8	
2	90029459	Shim	16	
3		Left Axle Lockout Cylinder Assembly (Refer to 5-1)	1	
4	90029458	Pin, Pivot	2	
5	00000220	8902-10080 Pin, Lock	4	
6	00000683	Bolt GB/T 5783 M10 × 30	4	
7	00000679	Spring Washer GB/T 93 10	4	
8	00000615	Flat Washer GB/T 97.1 10	4	
9		Right Axle Lockout Cylinder Assembly (Refer to 5-2)	1	
10	90029120	Pin, Pivot	2	

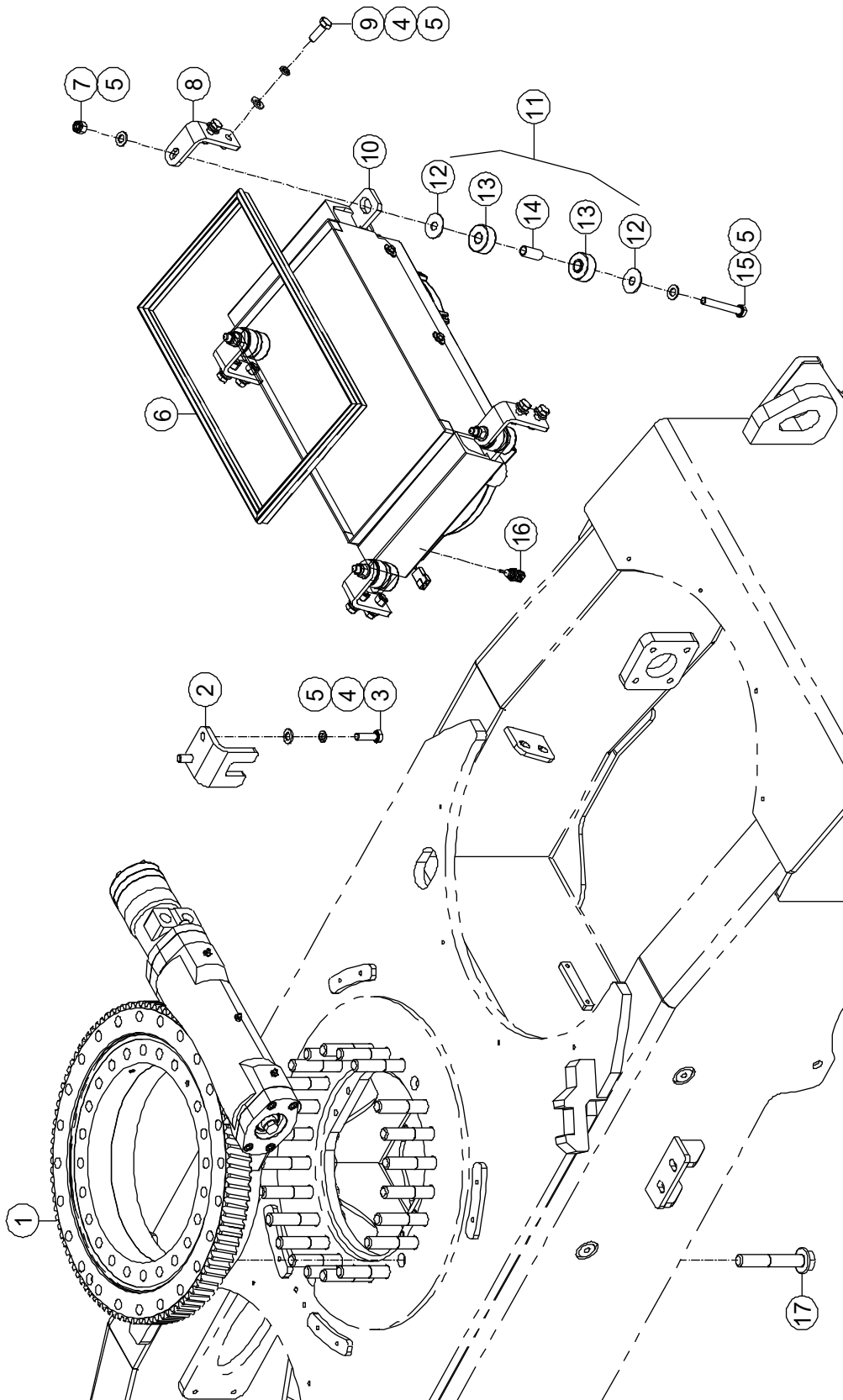
1-4 Tire and Wheel Installations



1-4 Tire and Wheel Installations

Item	Part Number	Description	Qty.	Remark
1	00002650	Nut M22×1.5	32	
2	50009032	Tire and Wheel Assembly (Left Side)	2	
3	50009033	Tire and Wheel Assembly (Right Side)	2	

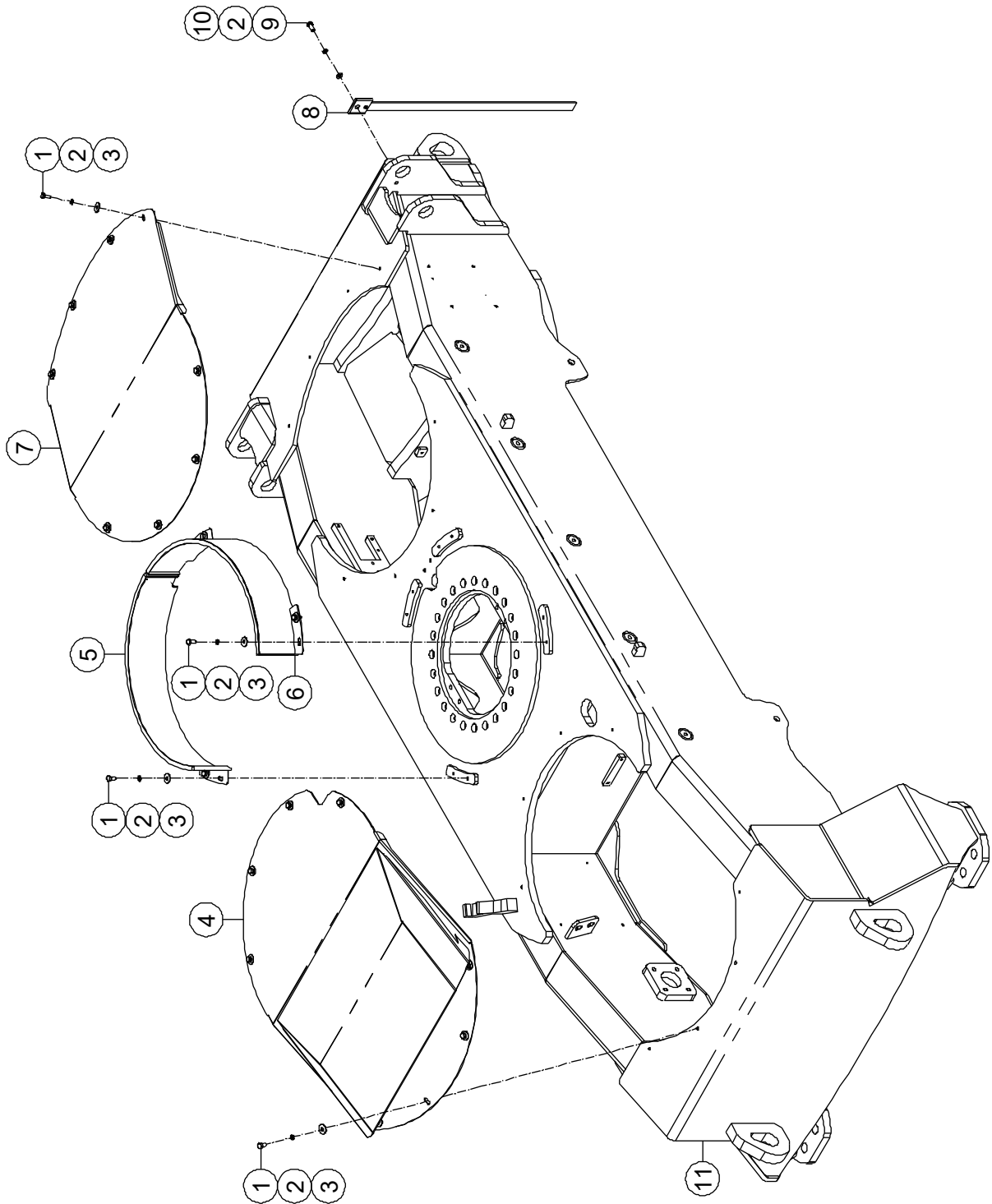
1-5 Slew Drive Assembly Installations



1-5 Slew Drive Assembly Installations

Item	Part Number	Description	Qty.	Remark
1	00010360	Slew Drive Assembly	1	
2	50007642	Plate	2	
3	00001055	Bolt GB/T 5783 M12 × 40	4	
4	00000815	Spring Washer GB/T 93 12	12	
5	00000814	Flat Washer GB/T 97.1 12	20	
6	92049292	Seal	1	
7	00001249	Nut GB/T 6182 M12	4	
8	92049291	Support	4	
9	00002046	Bolt GB/T 5783 M12 × 35	8	
10	92047752	Radiator	1	
11	90001085	Absorber (Include item 12, 13, 14)	4	
12	90011240	Washer	8	
13	90011239	Rubber Ring	8	
14	90011145	Spacer	4	
15	00001300	Bolt GB/T 5782 M12 × 90	4	
16	92049294	Temperature Sensor	1	
17	00010361	Bolt GB/T 5789 M20 × 130	23	

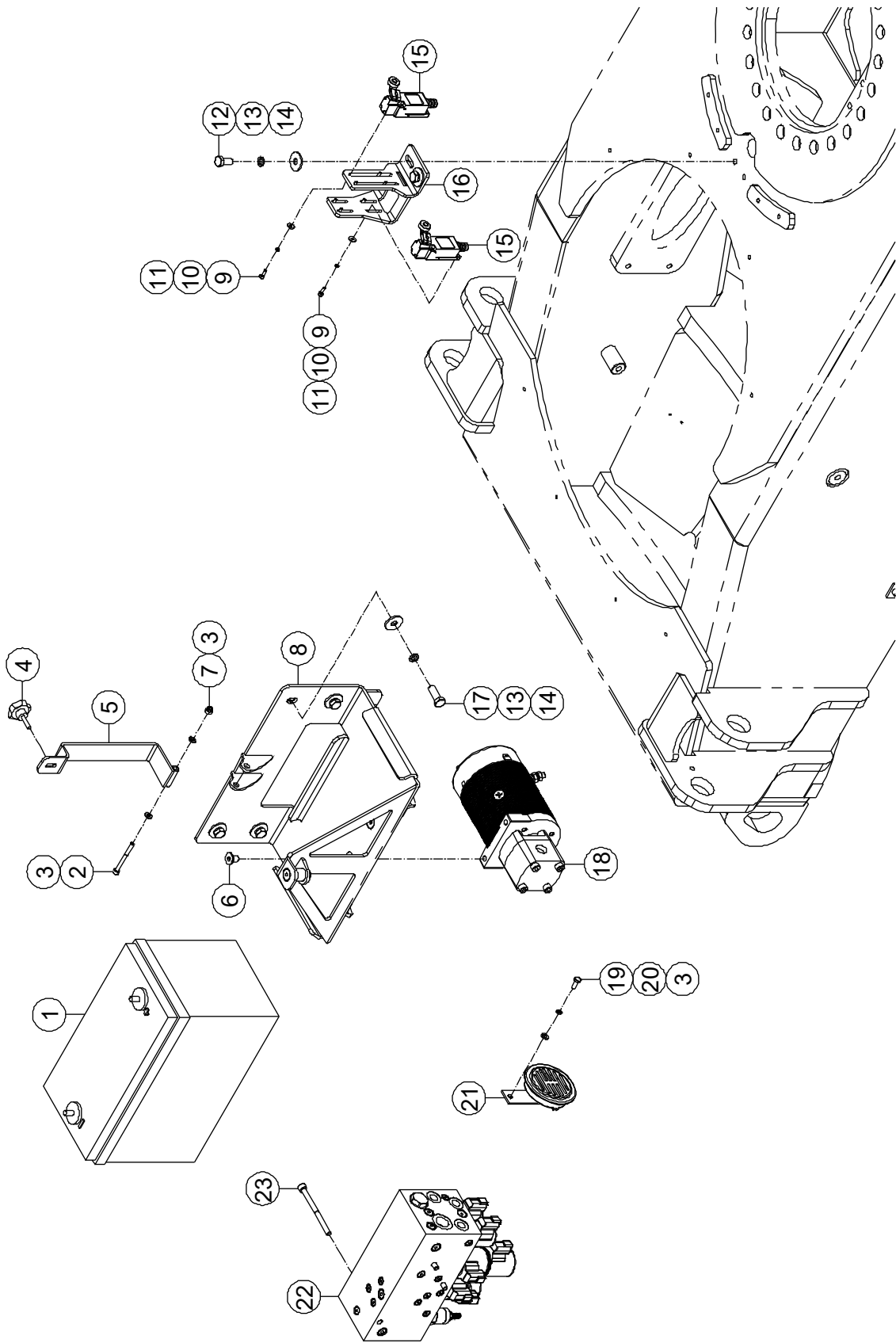
1-6 Chassis Components



1-6 Chassis Components

Item	Part Number	Description	Qty.	Remark
1	00001063	Bolt GB/T 5783 M8 × 16	24	
2	00000609	Spring Washer GB/T 93 8	25	
3	00002000	Flat Washer GB/T 96.1 8	24	
4	50009022	Cover	1	
5	50008683	Housing	1	
6	50008678	Housing	1	
7	50009026	Cover	1	
8	00000669	Ground Strap	1	
9	00000875	Bolt GB/T 5783 M8 × 20	1	
10	00000608	Flat Washer GB/T 97.1 8	1	
11	50009007	Chassis	1	

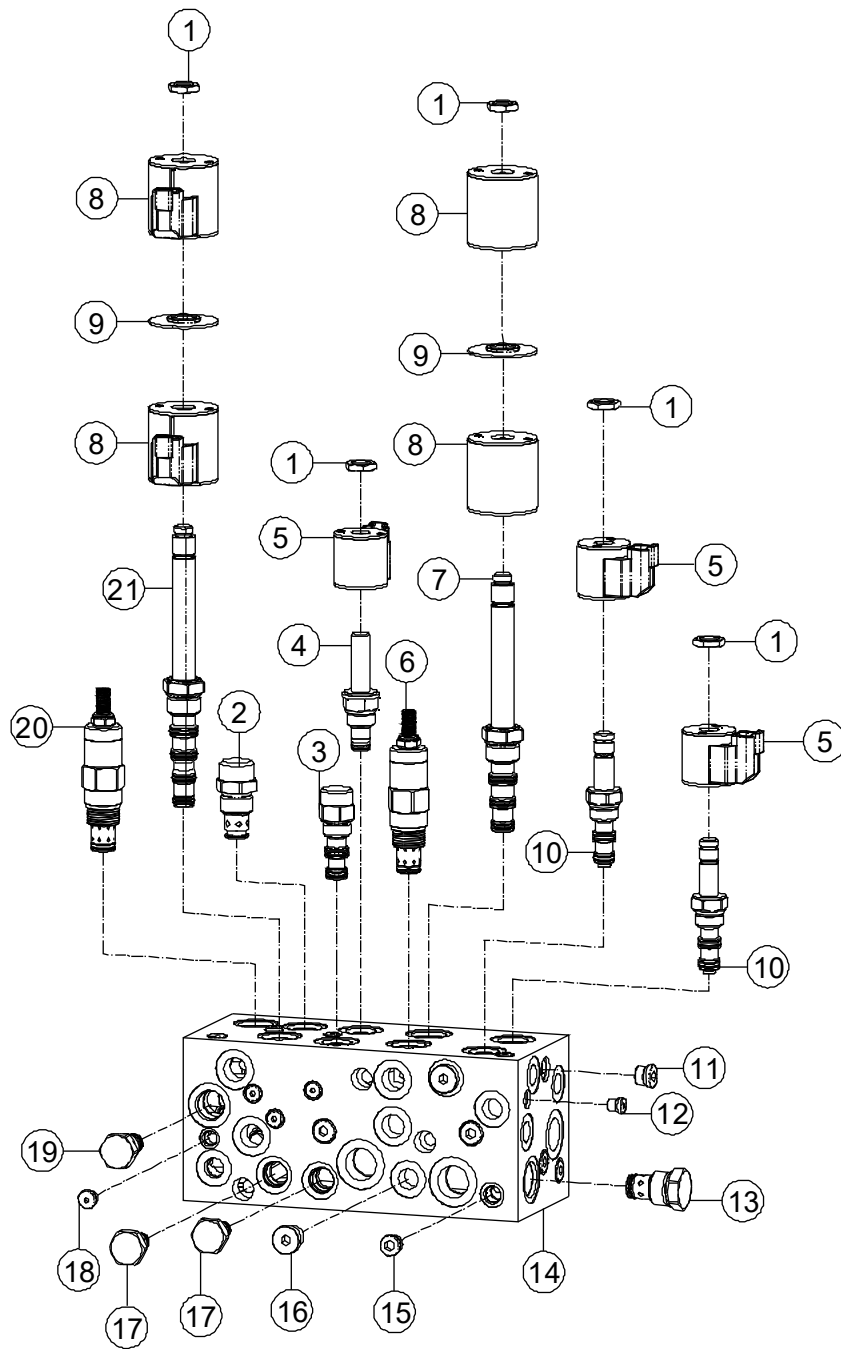
1-7 Front Axle Accessory



1-7 Front Axle Accessory

Item	Part Number	Description	Qty.	Remark
1	00004485	Battery	1	
2	00006392	Screw GB/T 70 M6 × 60	1	
3	00000620	Flat Washer GB/T 97.1 6	3	
4	92009577	Bolt	1	
5	92049239	Retainer	1	
6	00000844	Screw GB/T 70.3 M10×16	2	
7	00001033	Nut GB/T 6182 M6	1	
8	92058013	Support	1	
9	00001252	Screw GB/T 70 M5 × 12	8	
10	00000606	Spring Washer GB/T 93 5	8	
11	00003545	Flat Washer GB/T 96.1 5	8	
12	00000674	Bolt GB/T 5783 M10 × 20	2	
13	00000679	Spring Washer GB/T 93 10	6	
14	00001028	Flat Washer GB/T 96.1 10	6	
15	00000748	Switch, Limit	2	
16	50008814	Support	1	
17	00000683	Bolt GB/T 5783 M10 × 30	4	
18	00006580	Emergency Pump Assembly	1	
--	00006954	Motor	1	
--	00006955	Pump	1	
19	00000818	Bolt GB/T 5783 M6 × 16	1	
20	00000621	Spring Washer GB/T 93 6	1	
21	00002212	Horn	1	
22	00010218	Chassis Manifold (Refer to 1-8)	1	2WS
	00010546	Chassis Manifold (Refer to 1-9)	1	4WS
23	00002497	Screw GB/T 70 M8 × 100	3	

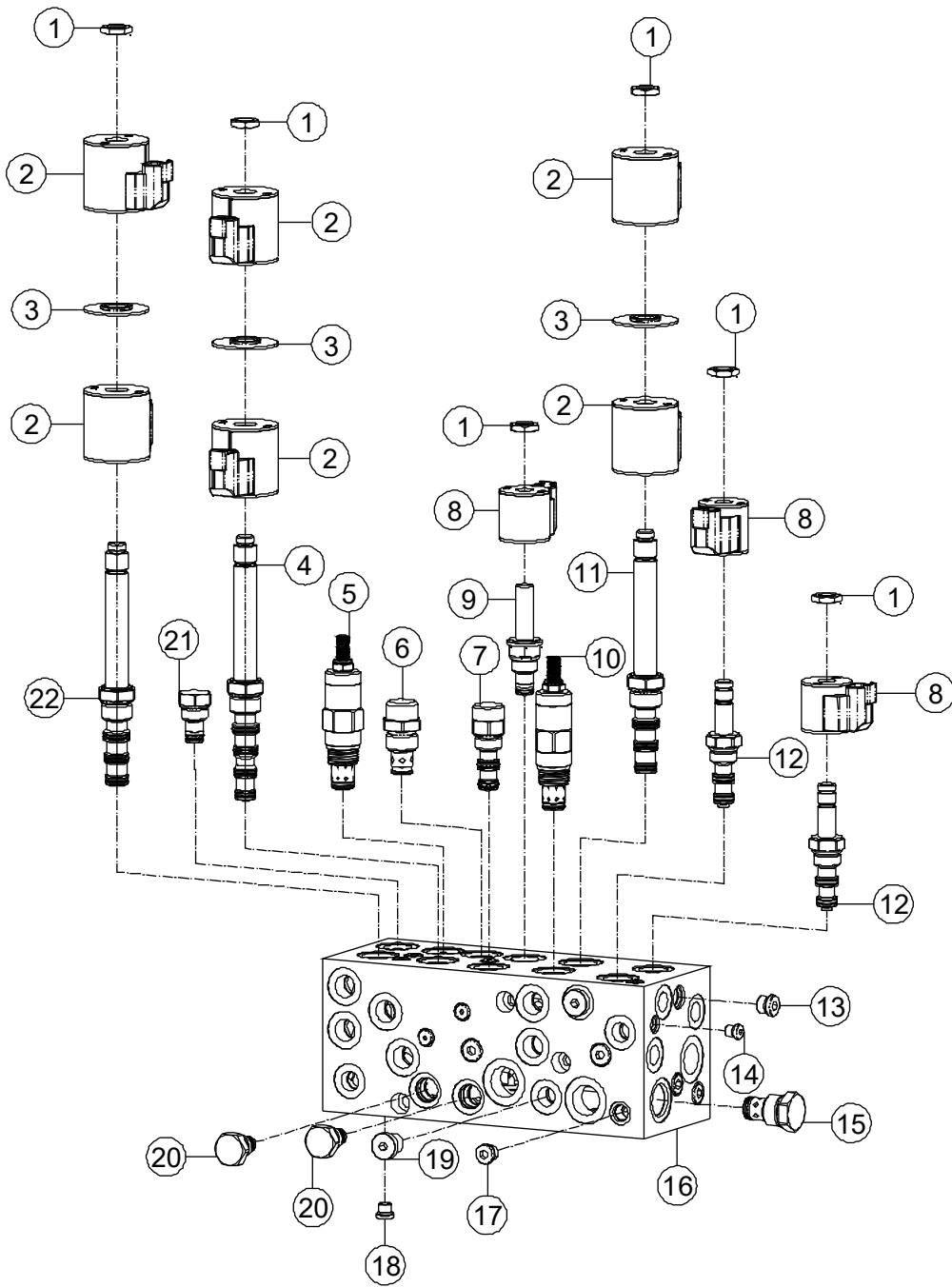
1-8 Chassis Manifold (2WS)



1-8 Chassis Manifold (2WS)

Item	Part Number	Description	Qty.	Remark
1	00003017	Nut	5	
2	00010777	Cartridge, Flow Control Valve	1	
3	00010776	Cartridge, Flow Control Valve	1	
4	00003697	Cartridge, Solenoid Valve	1	
5	00004091	Coil	3	
6	00010533	Cartridge, Relief Valve	1	
7	00004243	Cartridge, Solenoid Valve	1	
8	00006762	Coil	4	
9	00006763	Spacer	2	
10	00004550	Cartridge, Solenoid Valve	2	
11	00004383	Plug	4	
12	00002999	Plug	18	
13	00003998	Cartridge, Check Valve	1	
14	00010773	Body	1	
15	00002998	Plug	8	
16	00001073	Plug	2	
17	00010779	Cartridge, Check Valve	2	
18	00002997	Plug	4	
19	10000404	Cartridge, Check Valve	1	
20	00010780	Cartridge, Relief Valve	1	
21	00010778	Cartridge, Solenoid Valve	1	

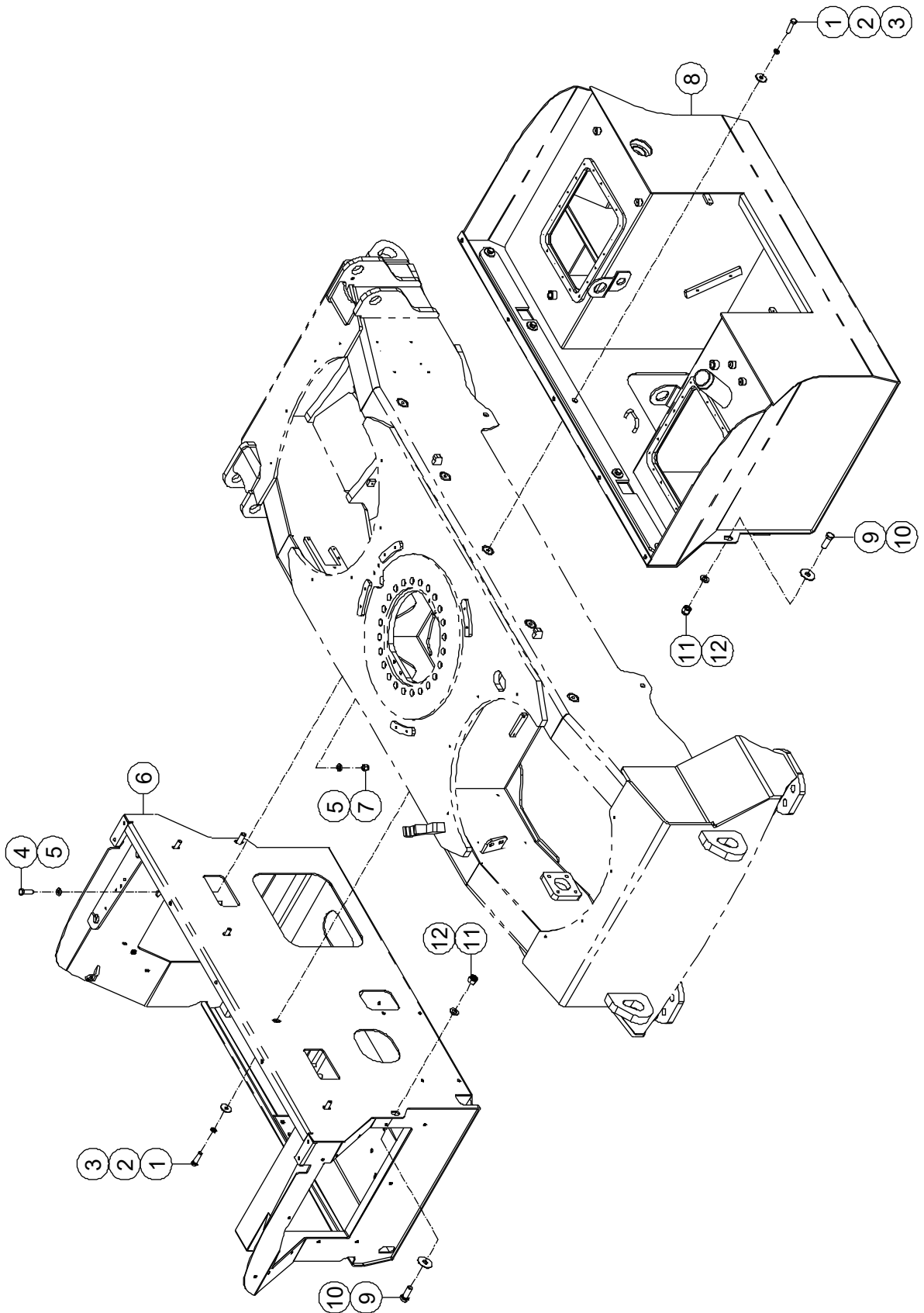
1-9 Chassis Manifold (4WS)



1-9 Chassis Manifold (4WS)

Item	Part Number	Description	Qty.	Remark
1	00003017	Nut	6	
2	00006762	Coil	6	
3	00006763	Spacer	3	
4	00010778	Cartridge, Solenoid Valve	1	
5	00010780	Cartridge, Relief Valve	1	
6	00010777	Cartridge, Flow Control Valve	1	
7	00010776	Cartridge, Flow Control Valve	1	
8	00004091	Coil	3	
9	00003697	Cartridge, Solenoid Valve	1	
10	00010533	Cartridge, Relief Valve	1	
11	00004243	Cartridge, Solenoid Valve	1	
12	00004550	Cartridge, Solenoid Valve	2	
13	00004383	Plug	4	
14	00002999	Plug	18	
15	00003998	Cartridge, Check Valve	1	
16	00011211	Body	1	
17	00002998	Plug	7	
18	00002997	Plug	2	
19	00001073	Plug	2	
20	00010779	Cartridge, Check Valve	2	
21	10000404	Cartridge, Check Valve	1	
22	00011210	Cartridge, Solenoid Valve	1	

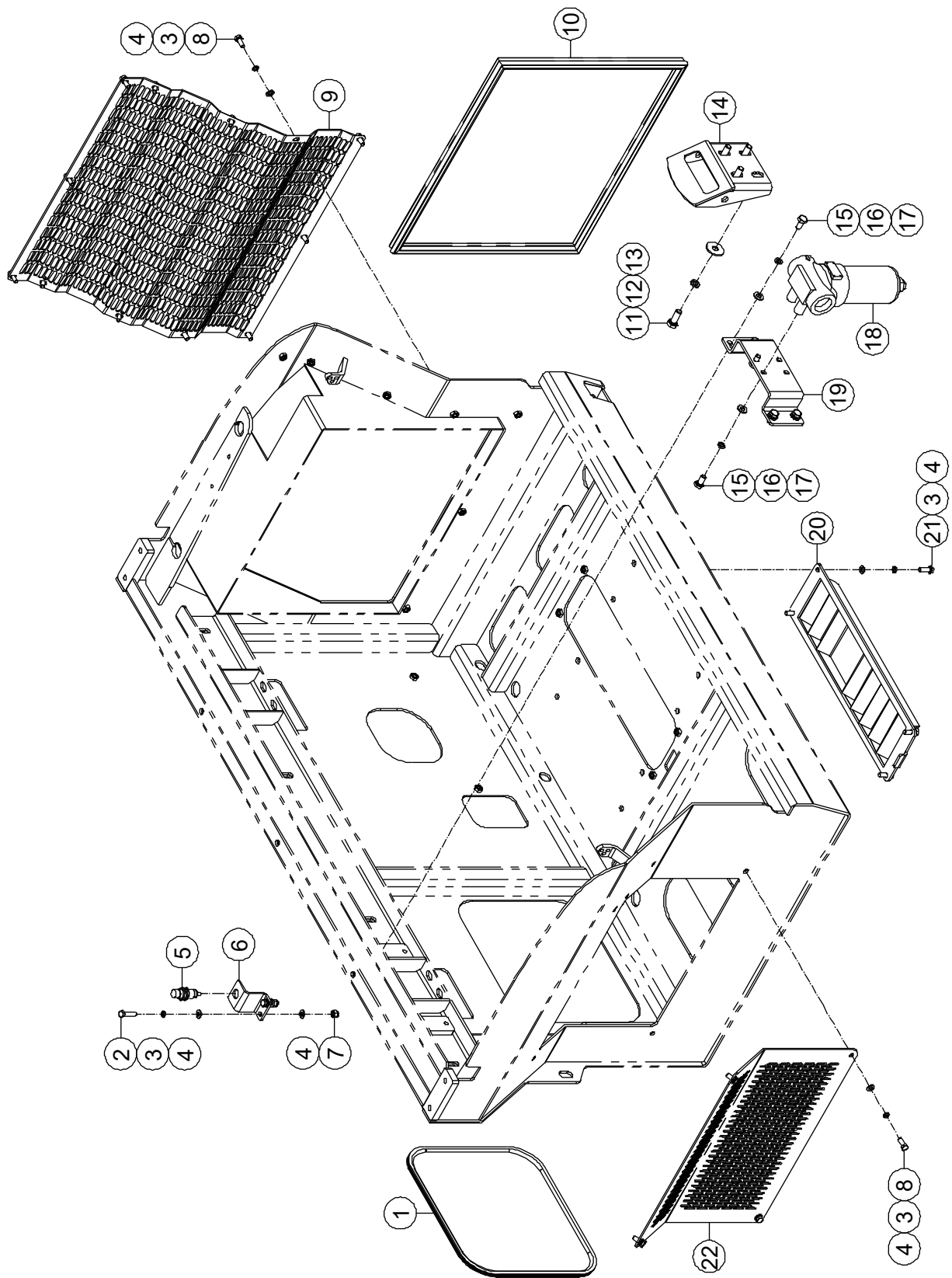
1-10 Module Installations



1-10 Module Installations

Item	Part Number	Description	Qty.	Remark
1	00002452	Bolt GB/T 5783 M12 × 45	9	
2	00000815	Spring Washer GB/T 93 12	9	
3	00002601	Flat Washer GB/T 96.1 12	9	
4	00001055	Bolt GB/T 5783 M12 × 40	4	
5	00000814	Flat Washer GB/T 97.1 12	8	
6	50007610	Engine Module	1	Kubota Engine
	50009063	Engine Module	1	Perkins Engine
7	00001249	Nut GB/T 6182 M12	4	
8	50007634	Tank Module	1	
9	00001057	Bolt GB/T 5783 M16 × 45	4	
10	00003071	Flat Washer GB/T 96.1 16	4	
11	00001257	Nut GB/T 6182 M16	4	
12	00000997	Flat Washer GB/T 97.1 16	4	

1-11 Engine Module Assembly 1



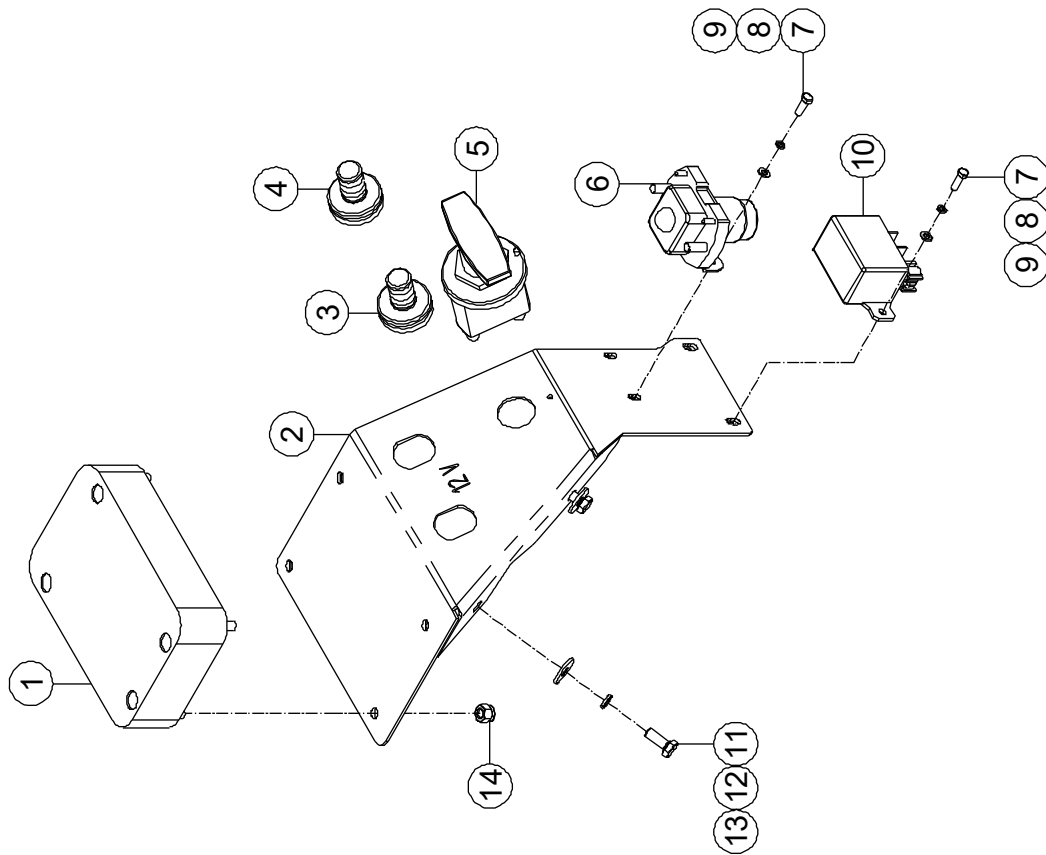
1-11 Engine Module Assembly 1

Item	Part Number	Description	Qty.	Remark
1	92049057	Seal	1	
2	00000995	Bolt GB/T 5783 M8 × 30	2	
3	00000609	Spring Washer GB/T 93 8	22	
4	00000608	Flat Washer GB/T 97.1 8	24	
5	00006642	Switch, Limit	1	
6	50000516	Support	1	
7	00001163	Nut GB/T 6182 M8	2	
8	00000875	Bolt GB/T 5783 M8 × 20	16	
9	50007678	Housing	1	
10	50007599	Seal	1	
11	00002059	Bolt GB/T 5783 M12 × 30	4	
12	00000815	Spring Washer GB/T 93 12	4	
13	00002601	Flat Washer GB/T 96.1 12	4	
14	92029257	Striker	1	
15	00000674	Bolt GB/T 5783 M10 × 20	6	
16	00000679	Spring Washer GB/T 93 10	6	
17	00000615	Flat Washer GB/T 97.1 10	6	
18	00001870	Charge Filter Assembly	1	
19	50007628	Support	1	
20	50007602	Cover	1	Kubota Engine
	50009058	Cover	1	Perkins Engine
21	00000993	Bolt GB/T 5783 M8 × 25	4	
22	92048934	Housing	1	

1-12 Engine Module Assembly 2

Item	Part Number	Description	Qty.	Remark
1	00000816	Bolt GB/T 5783 M12 × 25	4	
2	00000815	Spring Washer GB/T 93 12	4	
3	00000814	Flat Washer GB/T 97.1 12	4	
4	50007598	Cover	1	
5	00000678	Bolt GB/T 5783 M10 × 25	3	
6	00000679	Spring Washer GB/T 93 10	3	
7	00000615	Flat Washer GB/T 97.1 10	3	
8	90029265	Spring, Gas	2	
9	00001163	Nut GB/T 6182 M8	4	
10	00000608	Flat Washer GB/T 97.1 8	4	
11	50007607	Door, Engine Module	1	
12	90008236	Lock	1	
13	90018381	Cam	1	
14	00001033	Nut GB/T 6182 M6	15	
15	00000620	Flat Washer GB/T 97.1 6	30	
16	92000359	Hinge	3	
17	00000743	Bolt GB/T 5783 M6 × 20	15	

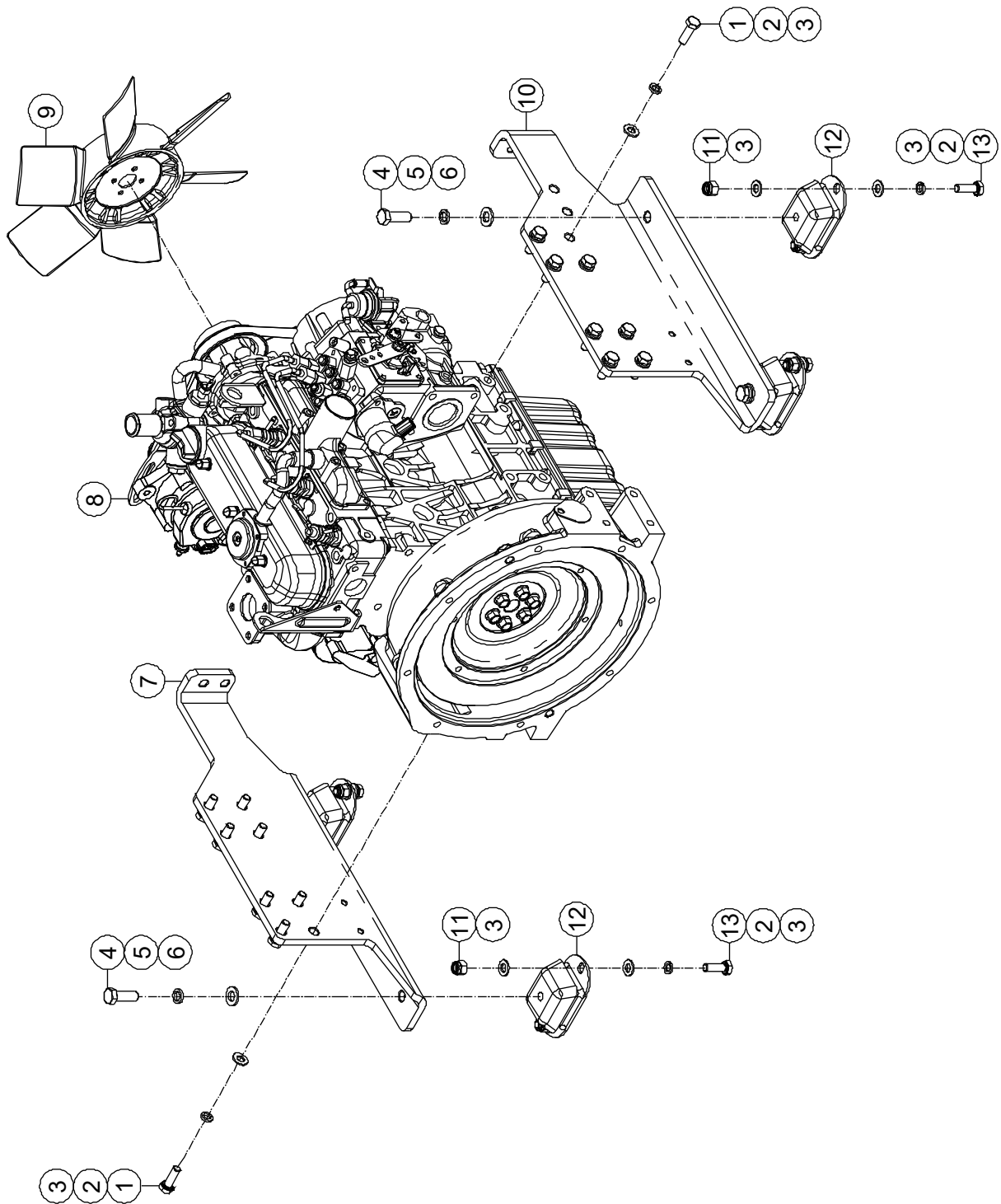
1-13 Power Switch Installations



1-13 Power Switch Installations

Item	Part Number	Description	Qty.	Remark
1	92049380	Fuse Box	1	
--	00006958	Fuse Kit	1	
2	92048846	Bracket	1	
3	92019709	Jump Start Battery Feed Stud, Negative	1	
4	92019710	Jump Start Battery Feed Stud, Positive	1	
5	92049050	Power Switch	1	
6	00002205	DC Contactor	1	
7	00003949	Bolt GB/T 5783 M5 × 16	4	
8	00000606	Spring Washer GB/T 93 5	4	
9	00000605	Flat Washer GB/T 97.1 5	4	
10	00002918	Contactor, Preheat	1	
11	00000875	Bolt GB/T 5783 M8 × 20	2	
12	00000609	Spring Washer GB/T 93 8	1	
13	00002000	Flat Washer GB/T 96.1 8	2	
14	00001163	Nut GB/T 6182 M8	4	

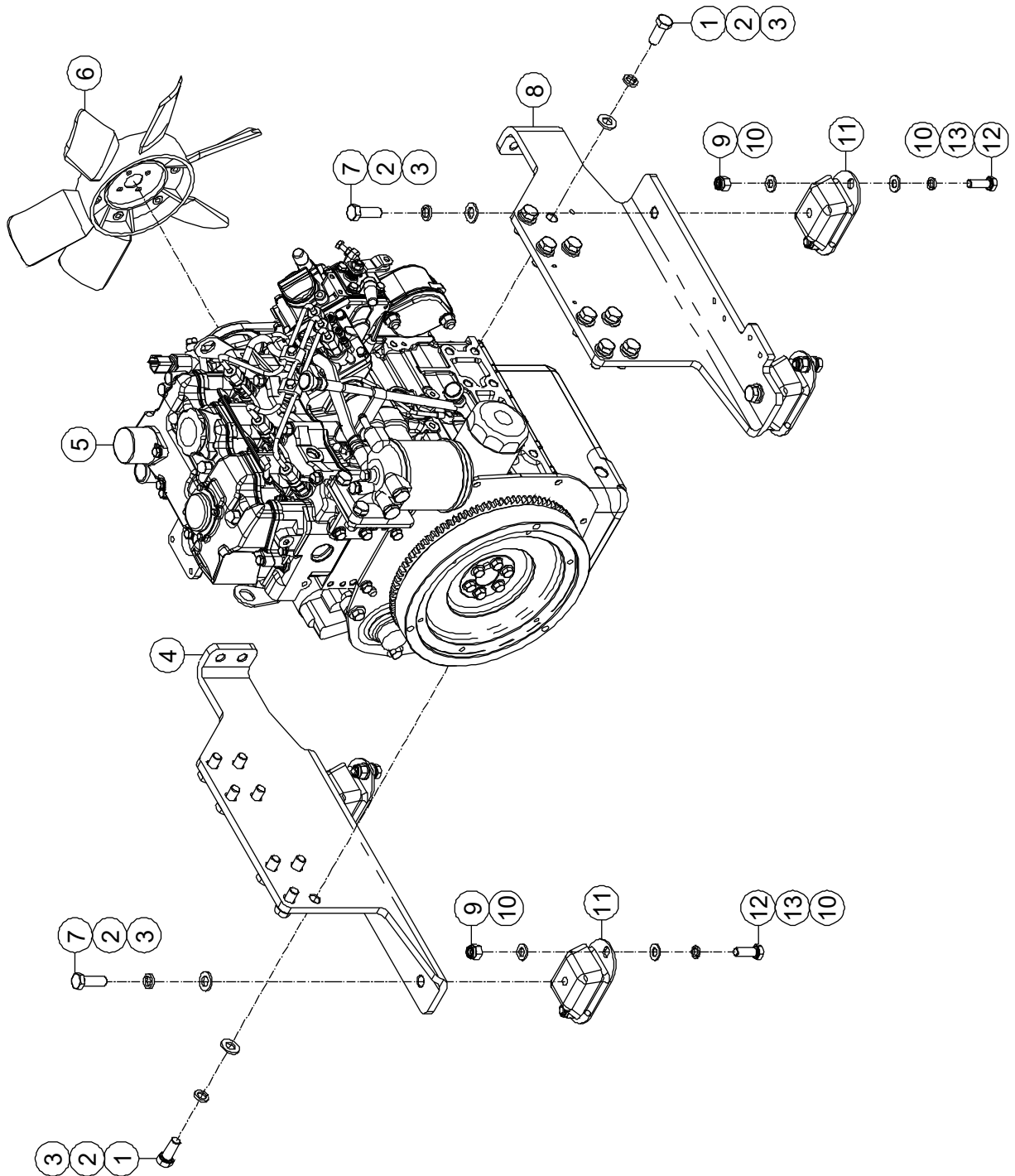
1-14 Engine Assembly (Kubota Engine)



1-14 Engine Assembly (Kubota Engine)

Item	Part Number	Description	Qty.	Remark
1	00005700	Bolt GB/T 5786 M10×1.25 × 30	16	
2	00000679	Spring Washer GB/T 93 10	24	
3	00000615	Flat Washer GB/T 97.1 10	32	
4	00002046	Bolt GB/T 5783 M12 × 35	4	
5	00000815	Spring Washer GB/T 93 12	4	
6	00000814	Flat Washer GB/T 97.1 12	4	
7	10002714	Engine Bracket	1	
8	10002785	Engine	1	
--	10002787	Alternator	1	
--	10002788	Starter Motor	1	
--	10002789	Filter Element, Oil Filter	1	
--	10002790	V-Belt	1	
--	10002530	Washer	1	
--	00004714	Coil	1	
--	00004715	Oil Pressure Switch	1	
--	00004716	Coolant Temperature Switch	1	
--	00010126	Pump	1	
--	00010127	Rectifier	1	
9	00010750	Fan	1	
10	10002715	Engine Bracket	1	
11	00000623	Nut GB/T 6182 M10	8	
12	00002162	Rubber Mounting	4	
13	00000683	Bolt GB/T 5783 M10 × 30	8	

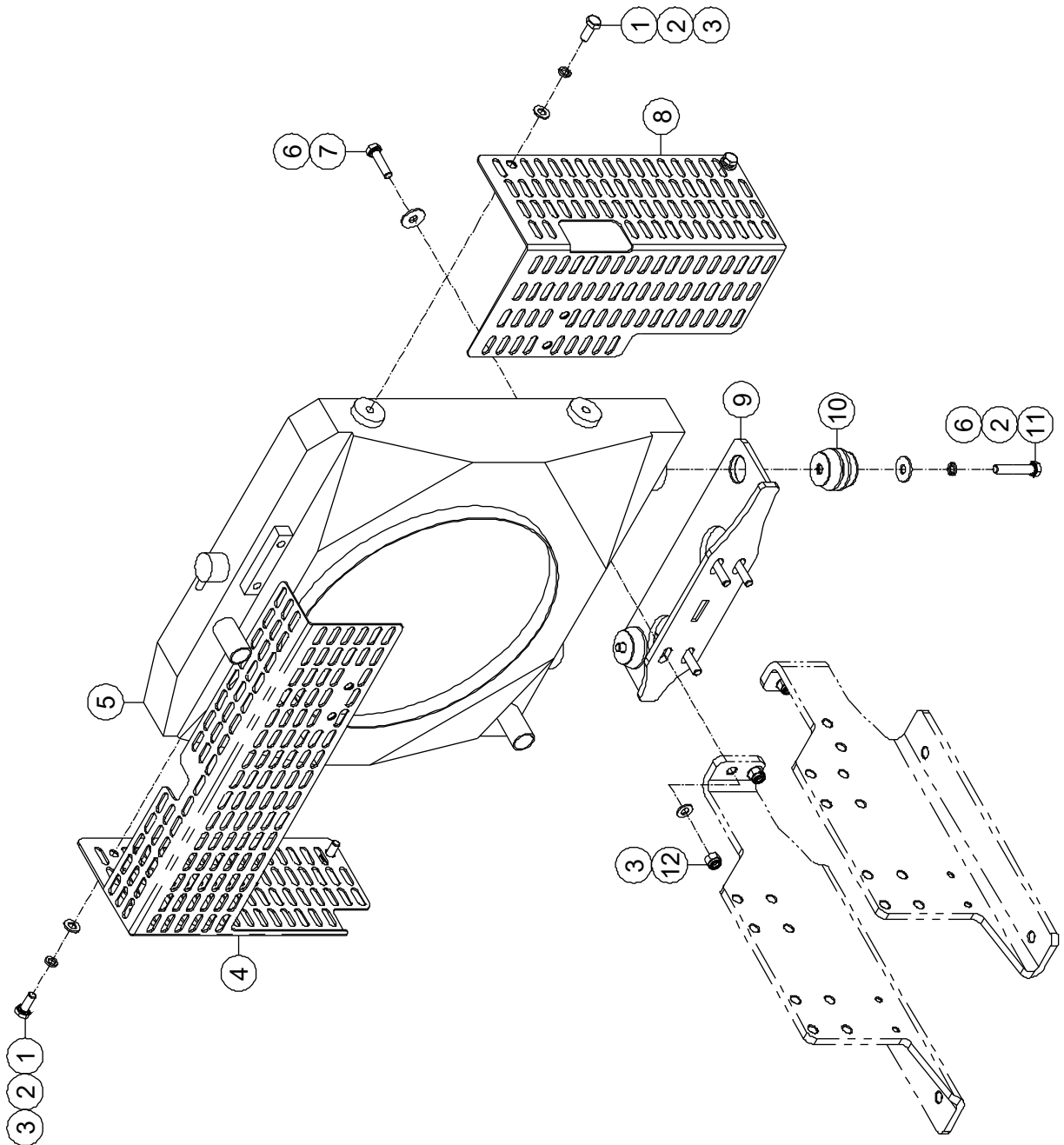
1-15 Engine Assembly (Perkins Engine)



1-15 Engine Assembly (Perkins Engine)

Item	Part Number	Description	Qty.	Remark
1	00006122	Bolt GB/T 5786 M12×1.25 × 30	16	
2	00000815	Spring Washer GB/T 93 12	20	
3	00000814	Flat Washer GB/T 97.1 12	20	
4	50009035	Engine Bracket	1	
5	00010601	Engine	1	
6	00011089	Fan	1	
7	00002046	Bolt GB/T 5783 M12 × 35	4	
8	50009036	Engine Bracket	1	
9	00000623	Nut GB/T 6182 M10	8	
10	00000615	Flat Washer GB/T 97.1 10	16	
11	00002162	Rubber Mounting	4	
12	00000683	Bolt GB/T 5783 M10 × 30	8	
13	00000679	Spring Washer GB/T 93 10	8	

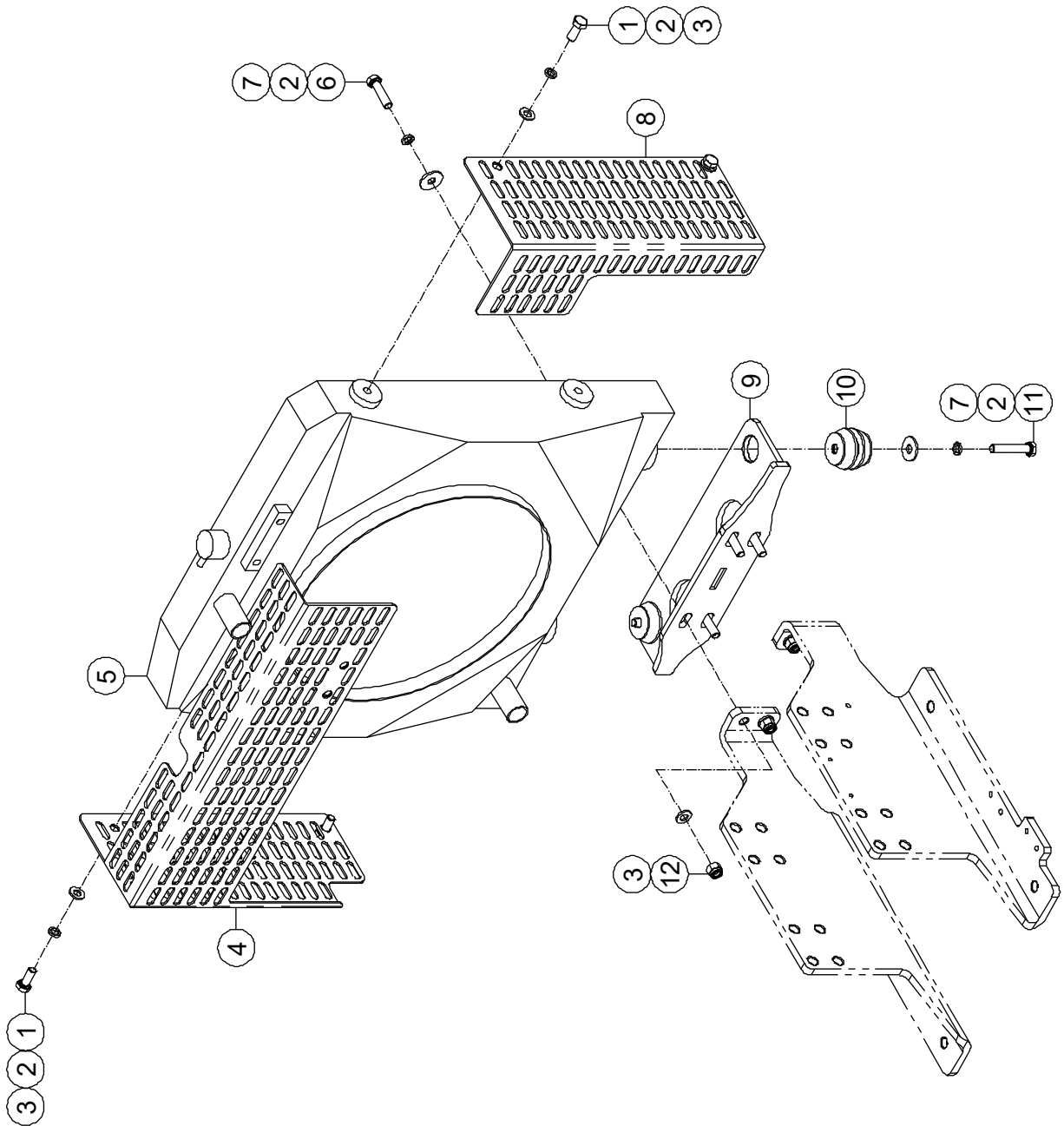
1-16 Engine Cooling System Installations 1 (Kubota Engine)



1-16 Engine Cooling System Installations 1 (Kubota Engine)

Item	Part Number	Description	Qty.	Remark
1	00000678	Bolt GB/T 5783 M10 × 25	4	
2	00000679	Spring Washer GB/T 93 10	6	
3	00000615	Flat Washer GB/T 97.1 10	8	
4	50007656	Housing	1	
5	00010227	Radiator	1	
6	00001028	Flat Washer GB/T 96.1 10	6	
7	00001041	Bolt GB/T 5783 M10 × 40	4	
8	50007657	Housing	1	
9	50007675	Support	1	
10	00002251	Rubber Mounting	2	
11	00000603	Bolt GB/T 5782 M10 × 55	2	
12	00000623	Nut GB/T 6182 M10	4	

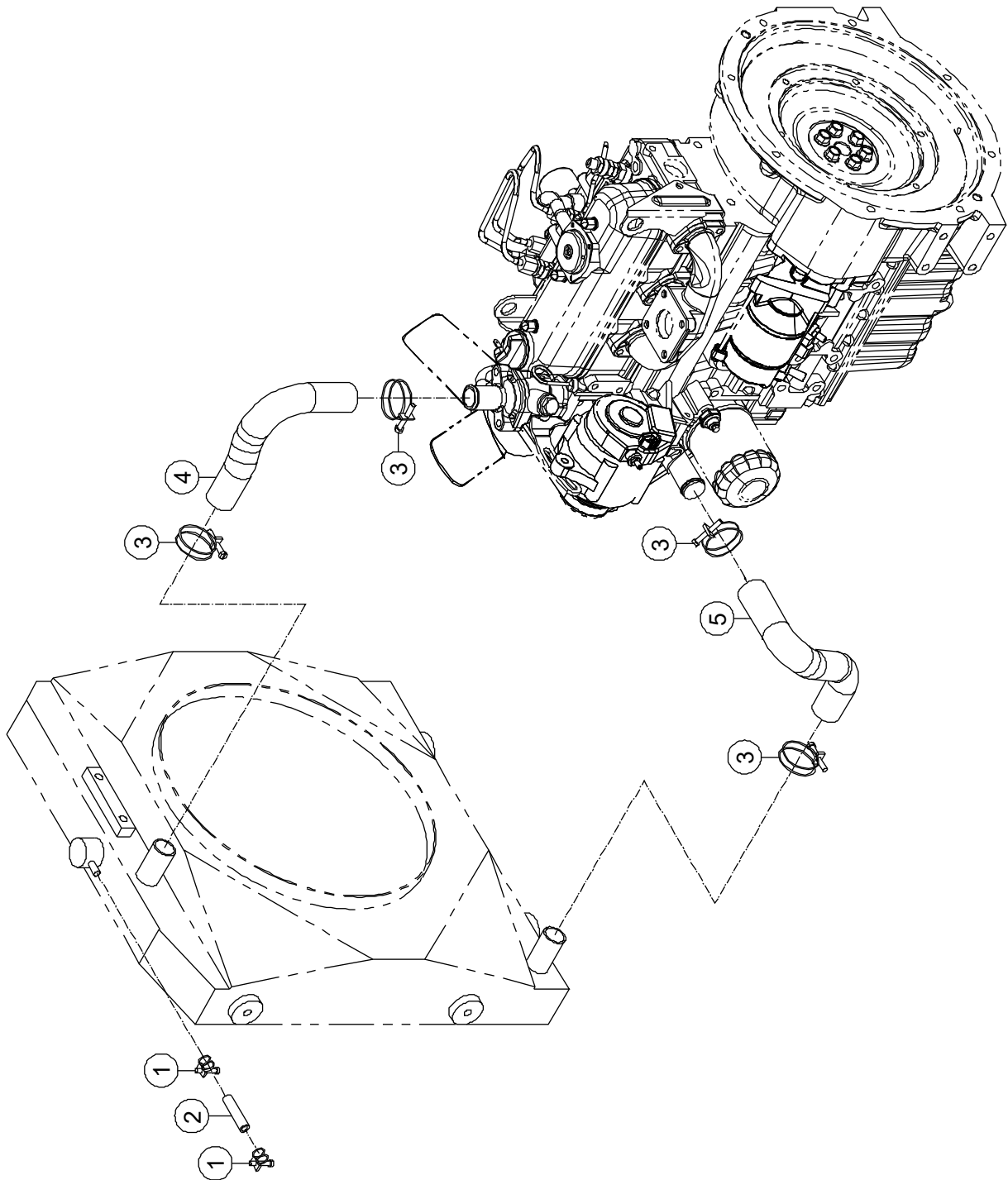
1-17 Engine Cooling System Installations 1 (Perkins Engine)



1-17 Engine Cooling System Installations 1 (Perkins Engine)

Item	Part Number	Description	Qty.	Remark
1	00000678	Bolt GB/T 5783 M10 × 25	4	
2	00000679	Spring Washer GB/T 93 10	10	
3	00000615	Flat Washer GB/T 97.1 10	8	
4	50007656	Housing	1	
5	00010227	Radiator	1	
6	00001041	Bolt GB/T 5783 M10 × 40	4	
7	00001028	Flat Washer GB/T 96.1 10	6	
8	50009049	Housing	1	
9	50009050	Support	1	
10	00002251	Rubber Mounting	2	
11	00000603	Bolt GB/T 5782 M10 × 55	2	
12	00000623	Nut GB/T 6182 M10	4	

1-18 Engine Cooling System Installations 2 (Kubota Engine)



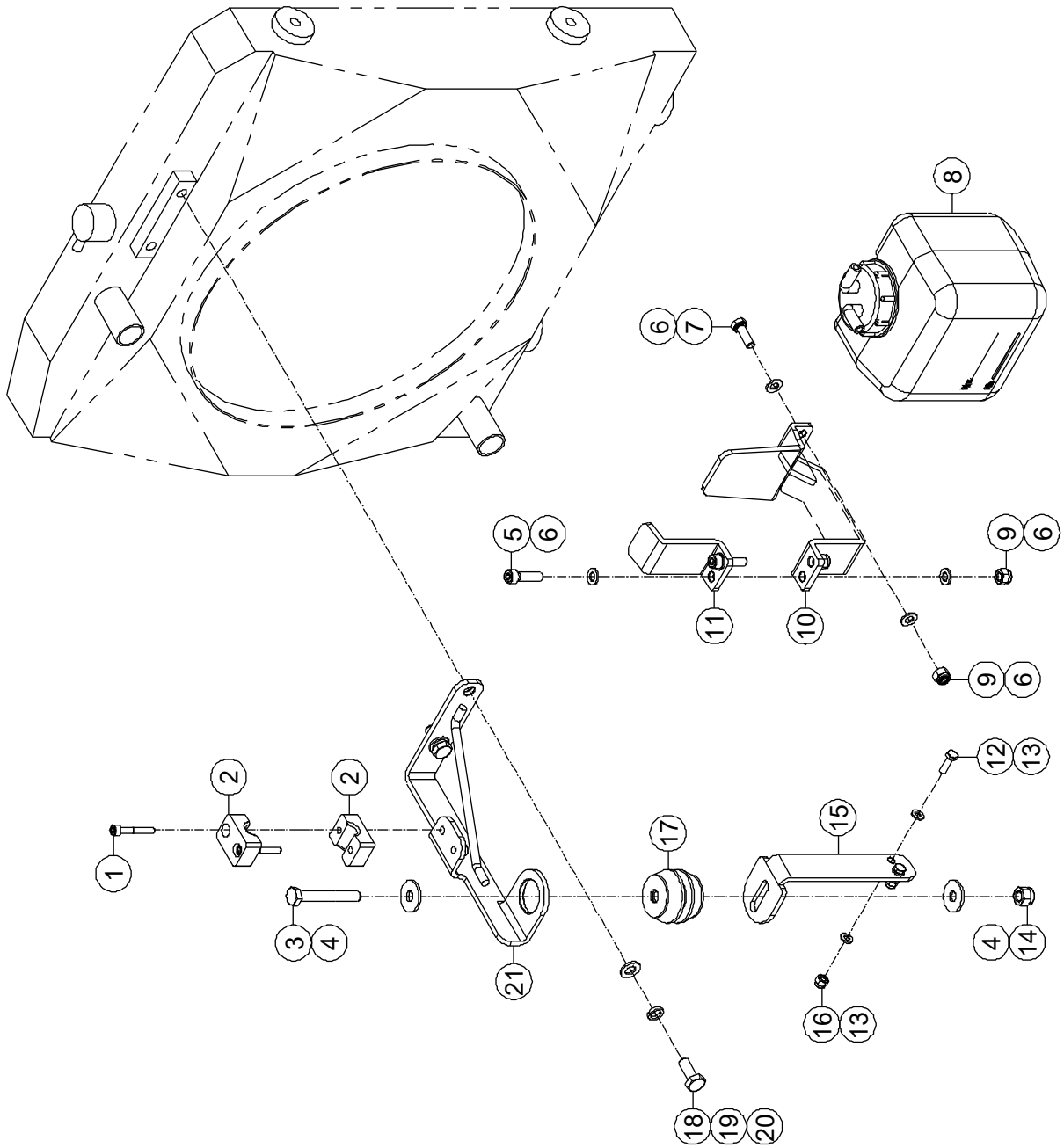
1-18 Engine Cooling System Installations 2 (Kubota Engine)

Item	Part Number	Description	Qty.	Remark
1	50001592	Clamp	2	
2	10003008	Hose	1	
3	50001582	Clamp	4	
4	10002725	Hose	1	
5	50007671	Hose	1	

1-19 Engine Cooling System Installations 2 (Perkins Engine)

Item	Part Number	Description	Qty.	Remark
1	92100158	Clamp	2	
2	50009071	Hose	1	
3	50001582	Clamp	4	
4	50009045	Hose	1	
5	50009046	Hose	1	

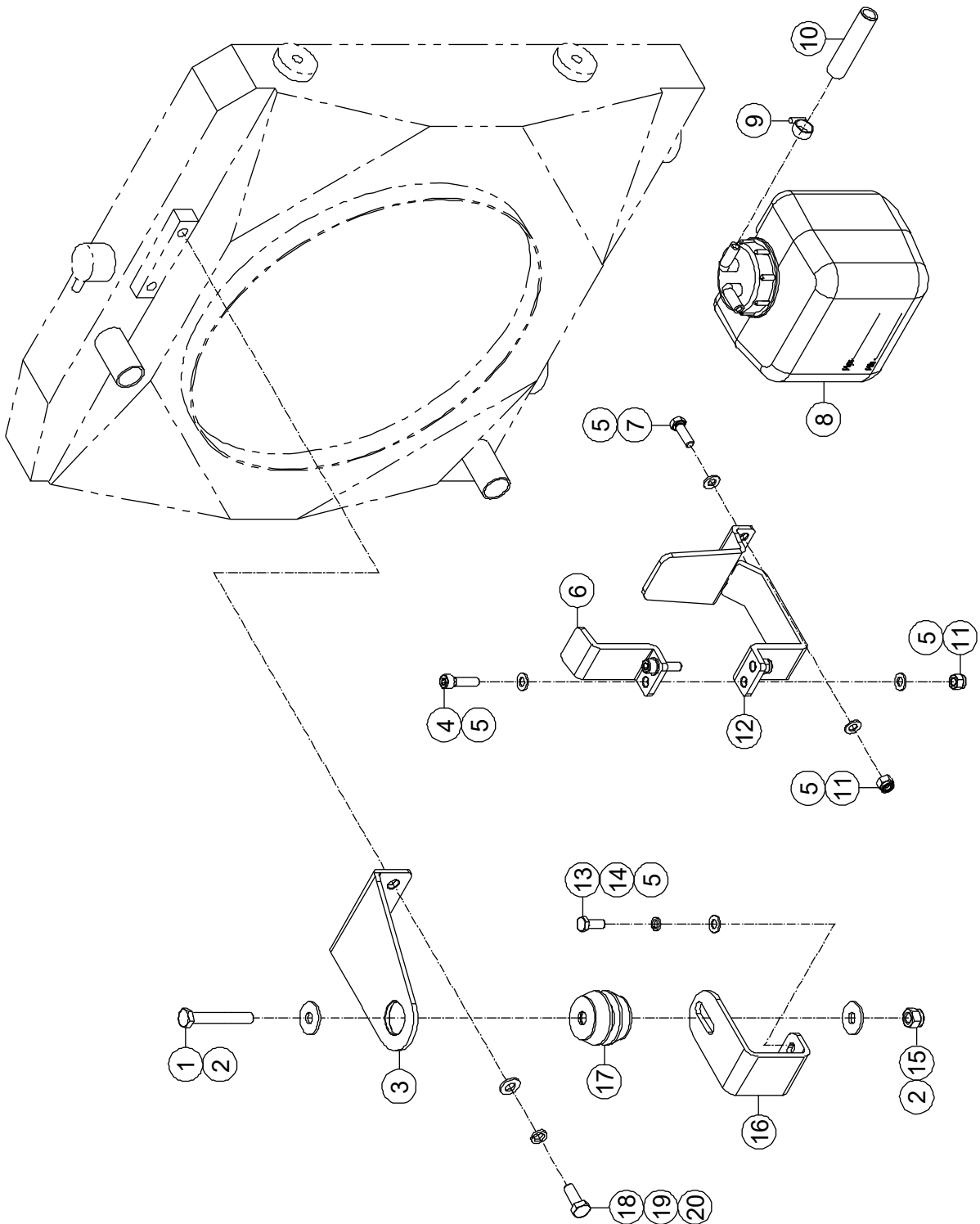
1-20 Engine Cooling System Installations 3 (Kubota Engine)



1-20 Engine Cooling System Installations 3 (Kubota Engine)

Item	Part Number	Description	Qty.	Remark
1	00004418	Screw GB/T 70 M6 × 40	2	
2	50007644	Clamp	2	
3	00002512	Bolt GB/T 5782 M10 × 70	1	
4	00001028	Flat Washer GB/T 96.1 10	2	
5	00002560	Screw GB/T 70 M8 × 30	2	
6	00000608	Flat Washer GB/T 97.1 8	8	
7	00000993	Bolt GB/T 5783 M8 × 25	2	
8	10015262	Container-Coolant Overflow	1	
9	00001163	Nut GB/T 6182 M8	4	
10	10001218	Support	1	
11	10001220	Plate	1	
12	00000743	Bolt GB/T 5783 M6 × 20	2	
13	00000620	Flat Washer GB/T 97.1 6	4	
14	00000623	Nut GB/T 6182 M10	1	
15	10002721	Support	1	
16	00001033	Nut GB/T 6182 M6	4	
17	00002251	Rubber Mounting	1	
18	00000678	Bolt GB/T 5783 M10 × 25	2	
19	00000679	Spring Washer GB/T 93 10	2	
20	00000615	Flat Washer GB/T 97.1 10	2	
21	50008423	Bracket	1	

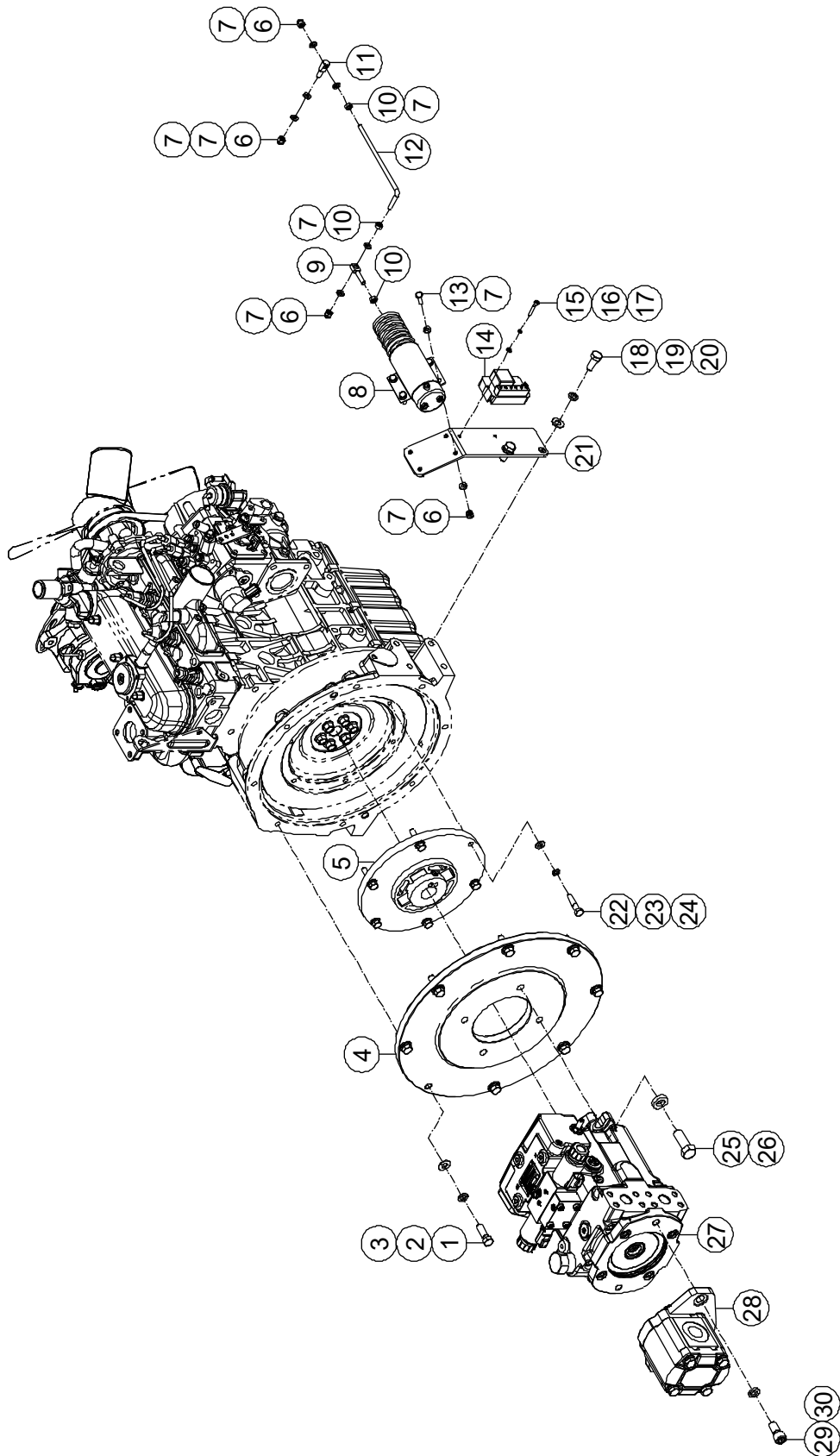
1-21 Engine Cooling System Installations 3 (Perkins Engine)



1-21 Engine Cooling System Installations 3 (Perkins Engine)

Item	Part Number	Description	Qty.	Remark
1	00002512	Bolt GB/T 5782 M10 × 70	1	
2	00001028	Flat Washer GB/T 96.1 10	2	
3	50009048	Bracket	1	
4	00002560	Screw GB/T 70 M8 × 30	2	
5	00000608	Flat Washer GB/T 97.1 8	10	
6	10001220	Plate	1	
7	00000993	Bolt GB/T 5783 M8 × 25	2	
8	10015262	Container-Coolant Overflow	1	
9	92100158	Clamp	1	
10	50009072	Hose	1	
11	00001163	Nut GB/T 6182 M8	4	
12	10001218	Support	1	
13	00000875	Bolt GB/T 5783 M8 × 20	2	
14	00000609	Spring Washer GB/T 93 8	2	
15	00000623	Nut GB/T 6182 M10	1	
16	50009047	Plate	1	
17	00002251	Rubber Mounting	1	
18	00000678	Bolt GB/T 5783 M10 × 25	2	
19	00000679	Spring Washer GB/T 93 10	2	
20	00000615	Flat Washer GB/T 97.1 10	2	

1-22 Engine and Pump Installations (Kubota Engine)



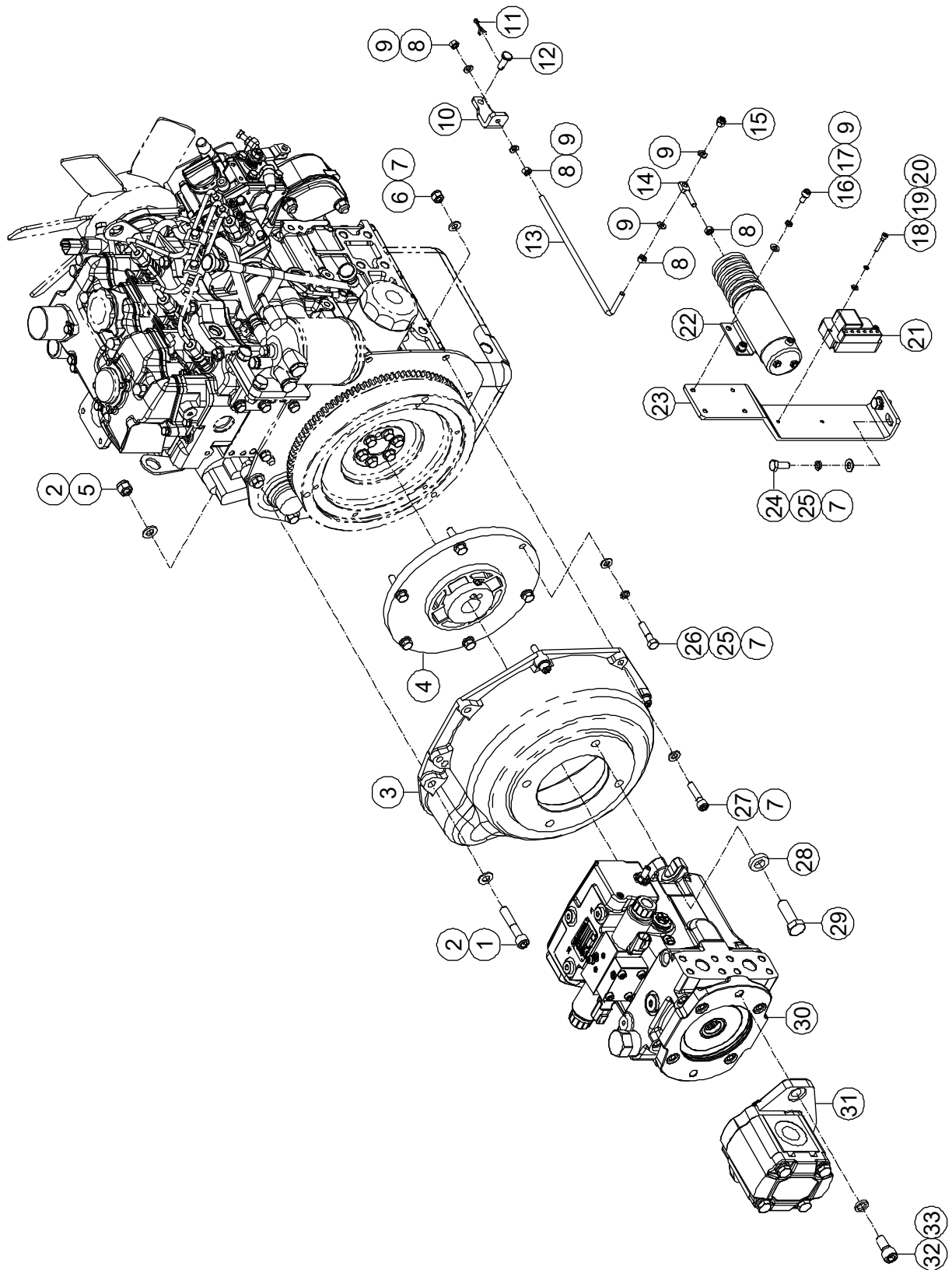
1-22 Engine and Pump Installations (Kubota Engine)

Item	Part Number	Description	Qty.	Remark
1	00003194	3/8-16×1 1/4" Bolt ANSI B18.2.1	8	
2	00005181	Washer ANSI B18.21.1 3/8	8	
3	00005182	Washer ANSI B18.22.1 narrow 3/8	8	
4	50007655	Protection	1	
5	00010219	Flange	1	
6	00001033	Nut GB/T 6182 M6	7	
7	00000620	Flat Washer GB/T 97.1 6	14	
8	00002203	Throttle Solenoid	1	
9	10002730	Throttle Screw	1	
10	00002247	Nut GB/T 6170 M6	3	
11	10002731	Throttle Screw	1	
12	10002729	Throttle Linkage	1	
13	00000743	Bolt GB/T 5783 M6 × 20	4	
14	00002204	Solenoid Module	1	
15	00002228	Screw GB/T 70 M4 × 25	2	
16	00000779	Spring Washer GB/T 93 4	2	
17	00000778	Flat Washer GB/T 97.1 4	2	
18	00000678	Bolt GB/T 5783 M10 × 25	2	
19	00000679	Spring Washer GB/T 93 10	2	
20	00000615	Flat Washer GB/T 97.1 10	2	
21	10002727	Throttle Solenoid Bracket	1	
22	00005719	5/16-18×1 3/8" Bolt ANSI B18.2.1	6	
23	00000609	Spring Washer GB/T 93 8	6	
24	00000608	Flat Washer GB/T 97.1 8	6	
25	00002904	Bolt GB/T 5783 M14 × 40	2	
26	93300873	Washer	2	
27	00010226	Drive Pump Assembly	1	
28	00010229	Function Pump Assembly	1	
29	00004170	Screw GB/T 70 M12 × 25	2	

1-22 Engine and Pump Installations (Kubota Engine) (Continued)

Item	Part Number	Description	Qty.	Remark
30	00000815	Spring Washer GB/T 93 12	2	

1-23 Engine and Pump Installations (Perkins Engine)



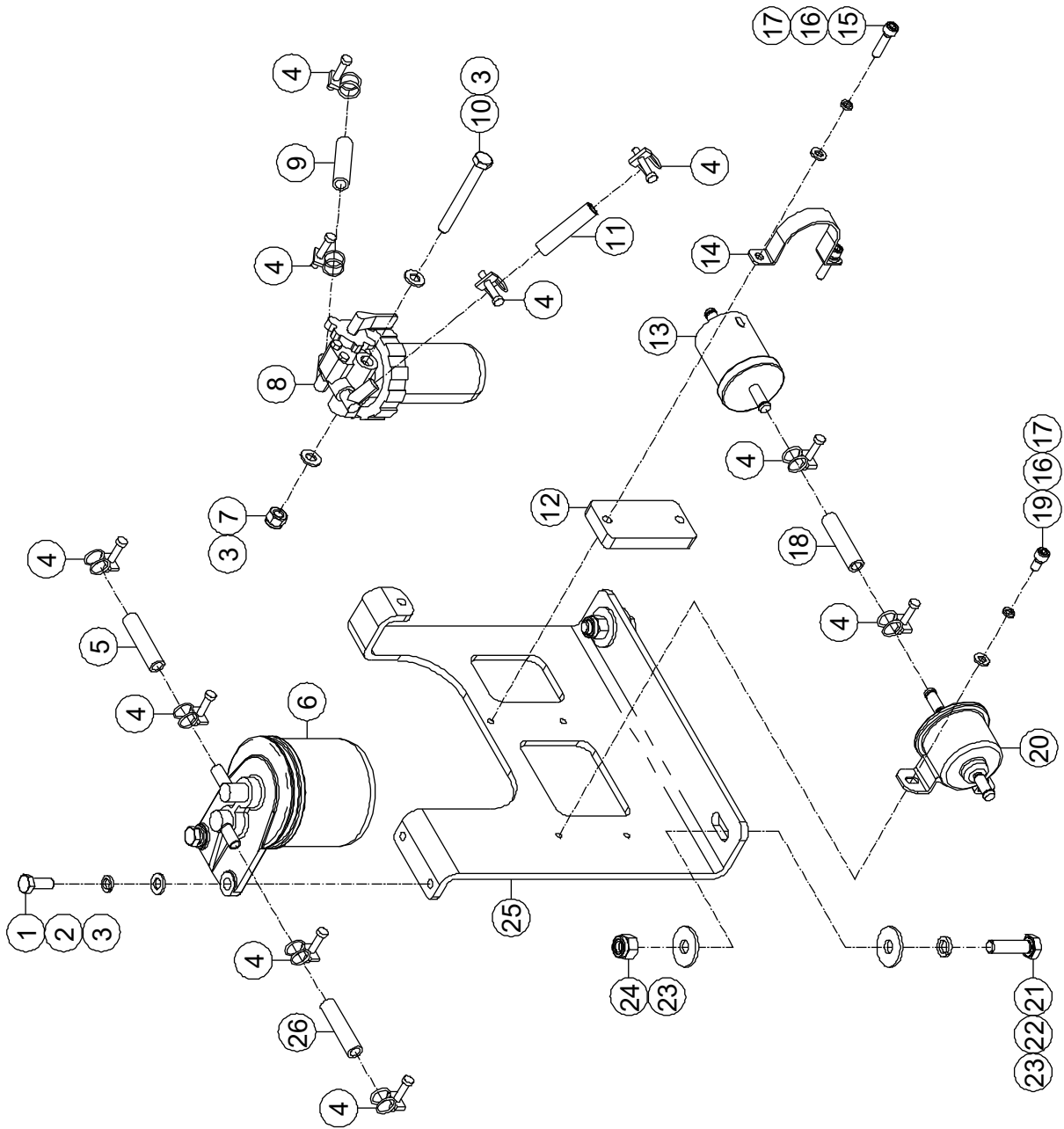
1-23 Engine and Pump Installations (Perkins Engine)

Item	Part Number	Description	Qty.	Remark
1	00002234	Screw GB/T 70 M10 × 55	2	
2	00000615	Flat Washer GB/T 97.1 10	4	
3	10025643	Protection	1	
4	00010219	Flange	1	
5	00000623	Nut GB/T 6182 M10	2	
6	00001163	Nut GB/T 6182 M8	5	
7	00000608	Flat Washer GB/T 97.1 8	18	
8	00002247	Nut GB/T 6170 M6	4	
9	00000620	Flat Washer GB/T 97.1 6	8	
10	10024731	Plate	1	
11	00002389	Cotter Pin GB/T 91 3.2 × 18	1	
12	10025679	Pin, Pivot	1	
13	10024732	Rod	1	
14	10002730	Bolt	1	
15	00001033	Nut GB/T 6182 M6	1	
16	00002029	Screw GB/T 70 M6 × 12	4	
17	00000621	Spring Washer GB/T 93 6	4	
18	00002228	Screw GB/T 70 M4 × 25	2	
19	00000779	Spring Washer GB/T 93 4	2	
20	00000778	Flat Washer GB/T 97.1 4	2	
21	00002204	Solenoid Module	1	
22	00002203	Throttle Solenoid	1	
23	50009056	Throttle Solenoid Bracket	1	
24	00000875	Bolt GB/T 5783 M8 × 20	2	
25	00000609	Spring Washer GB/T 93 8	8	
26	00005719	5/16-18×1 3/8" Bolt ANSI B18.2.1	6	
27	00002062	Screw GB/T 70 M8 × 35	5	
28	93300873	Washer	2	
29	00002904	Bolt GB/T 5783 M14 × 40	2	

1-23 Engine and Pump Installations (Perkins Engine) (Continued)

Item	Part Number	Description	Qty.	Remark
30	00010226	Drive Pump Assembly	1	
31	00010229	Function Pump Assembly	1	
32	00004170	Screw GB/T 70 M12 × 25	2	
33	00000815	Spring Washer GB/T 93 12	2	

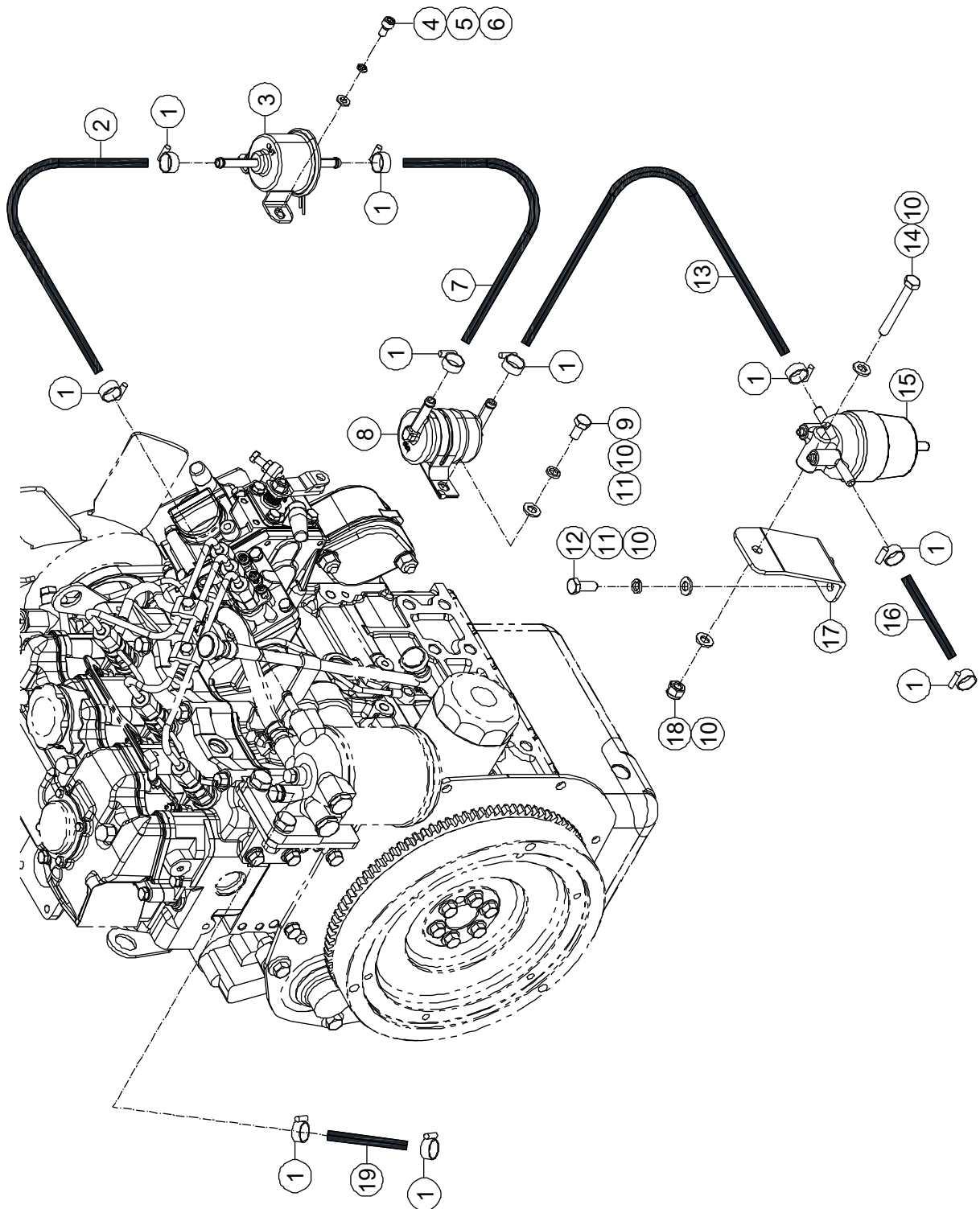
1-24 Engine Fuel System Installations (Kubota Engine)



1-24 Engine Fuel System Installations (Kubota Engine)

Item	Part Number	Description	Qty.	Remark
1	00000875	Bolt GB/T 5783 M8 × 20	2	
2	00000609	Spring Washer GB/T 93 8	2	
3	00000608	Flat Washer GB/T 97.1 8	4	
4	50001592	Clamp	10	
5	10003006	Hose	1	
6	10003002	Fuel Filter	1	
--	10002978	Filter Cartridge	1	
7	00001163	Nut GB/T 6182 M8	1	
8	10003958	Fuel / Water Separator	1	
--	10003966	Filter Cartridge	1	
9	10003004	Hose	1	
10	00001860	Bolt GB/T 5782 M8 × 70	1	
11	10018076	Hose	1	
12	10017972	Plate	1	
13	00008610	Fuel Filter	1	
14	10018000	Clamp	1	
15	00001034	Screw GB/T 70 M6 × 25	2	
16	00000621	Spring Washer GB/T 93 6	4	
17	00000620	Flat Washer GB/T 97.1 6	4	
18	10018077	Hose	1	
19	00002029	Screw GB/T 70 M6 × 12	2	
20	10006345	Fuel Pump	1	
21	00000684	Bolt GB/T 5783 M10 × 35	2	
22	00000679	Spring Washer GB/T 93 10	2	
23	00001028	Flat Washer GB/T 96.1 10	4	
24	00000623	Nut GB/T 6182 M10	2	
25	50007597	Support	1	
26	10003007	Hose	1	

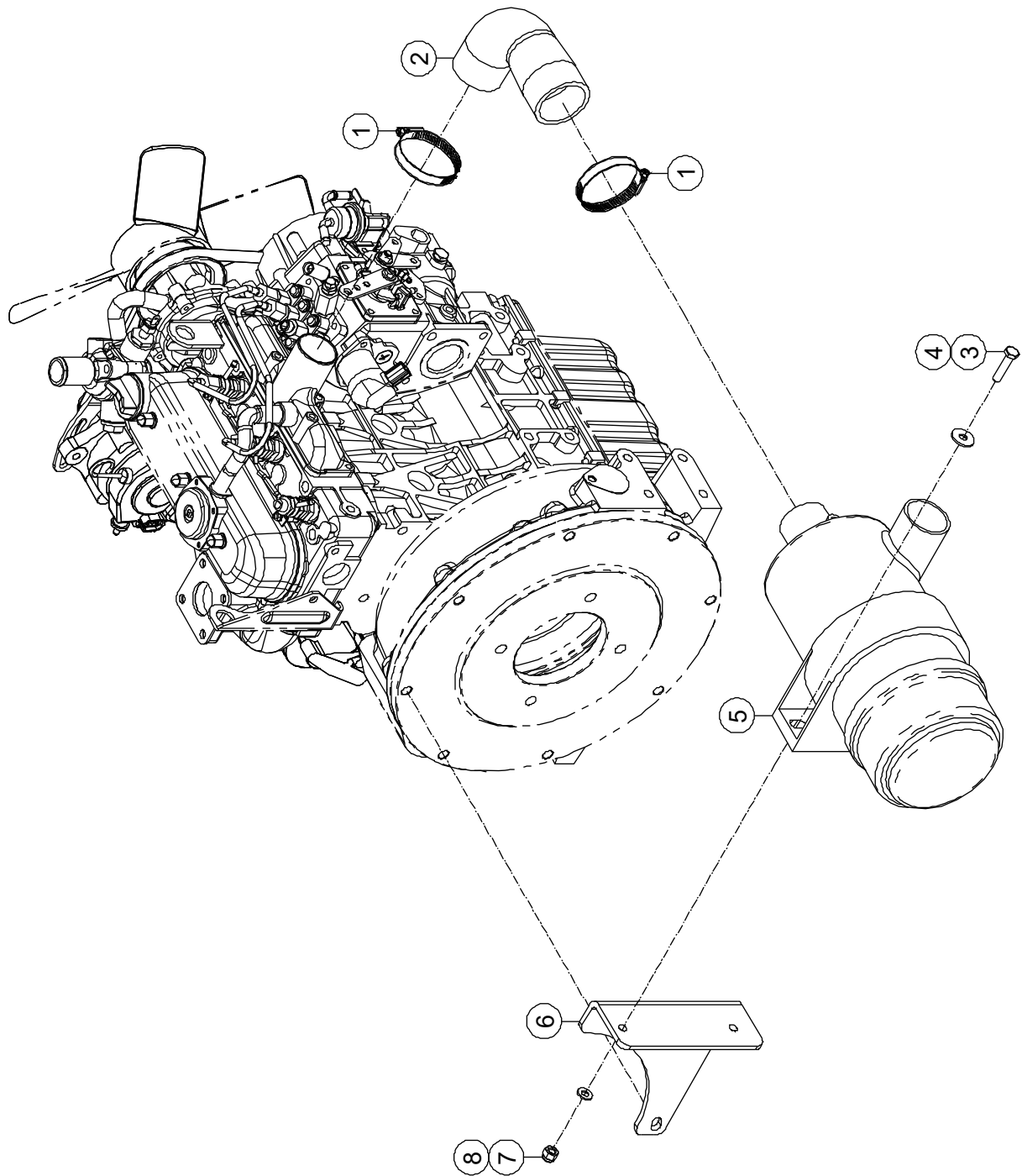
1-25 Engine Fuel System Installations (Perkins Engine)



1-25 Engine Fuel System Installations (Perkins Engine)

Item	Part Number	Description	Qty.	Remark
1	92100158	Clamp	10	
2	50009075	Hose	1	
3	00010620	Fuel Pump	1	
4	00002029	Screw GB/T 70 M6 × 12	2	
5	00000621	Spring Washer GB/T 93 6	2	
6	00000620	Flat Washer GB/T 97.1 6	2	
7	50010110	Hose	1	
8	00010622	Fuel Filter	1	
9	00001063	Bolt GB/T 5783 M8 × 16	1	
10	00000608	Flat Washer GB/T 97.1 8	5	
11	00000609	Spring Washer GB/T 93 8	3	
12	00000875	Bolt GB/T 5783 M8 × 20	2	
13	50009074	Hose	1	
14	00001162	Bolt GB/T 5782 M8 × 60	1	
15	00010624	Fuel / Water Separator	1	
--	00010623	Filter Cartridge	1	
16	50009073	Hose	1	
17	10025831	Bracket	1	
18	00001163	Nut GB/T 6182 M8	1	
19	50009076	Hose	1	

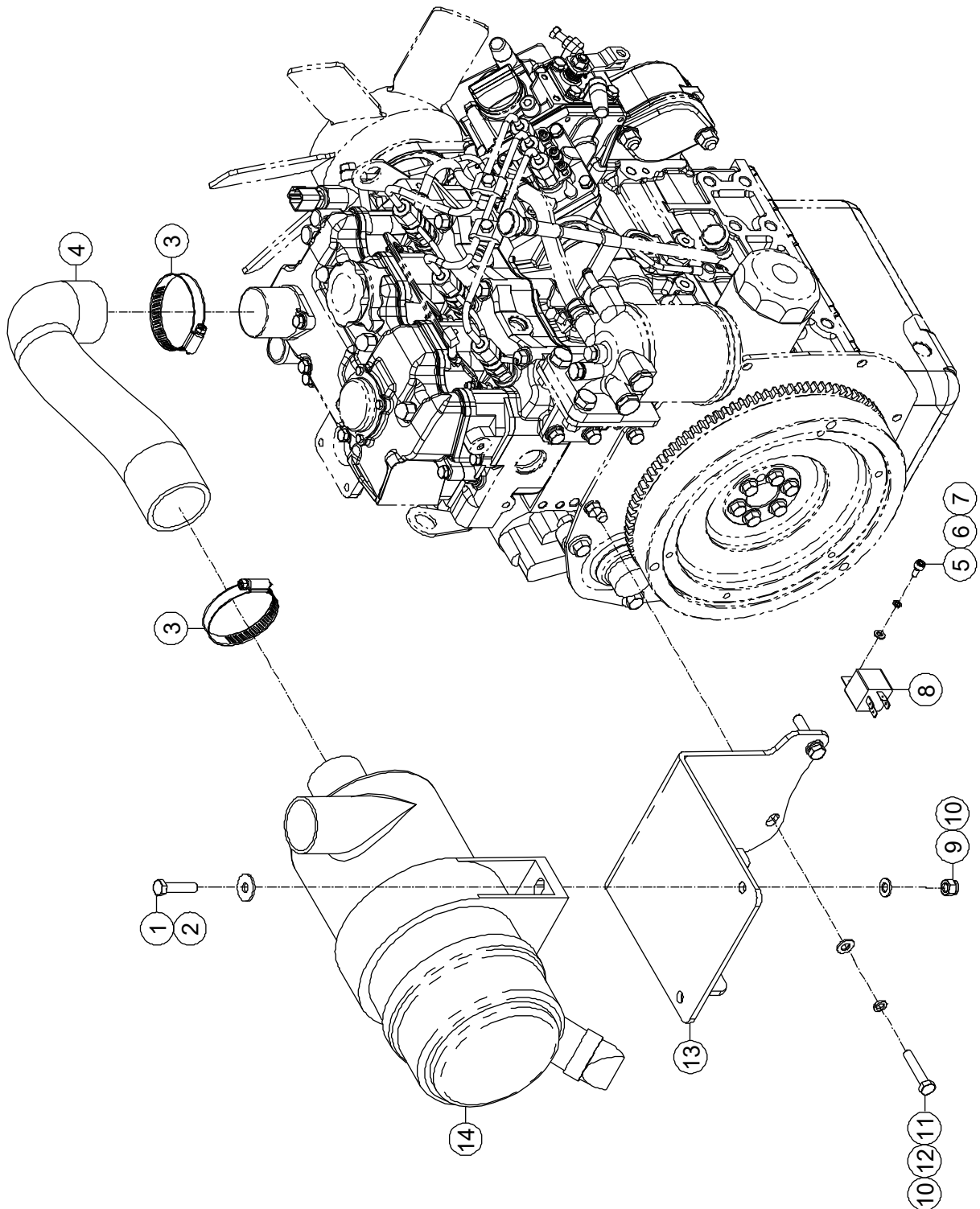
1-26 Engine Suction System Installations (Kubota Engine)



1-26 Engine Suction System Installations (Kubota Engine)

Item	Part Number	Description	Qty.	Remark
1	50001583	Clamp	2	
2	50007625	Hose	1	
3	00002488	Bolt GB/T 5783 M8 × 35	2	
4	00002000	Flat Washer GB/T 96.1 8	2	
5	10002800	Complete Air Filter	1	
--	10002943	Filter Cartridge (outer)	1	
--	10009453	Filter Cartridge (inner)	1	
6	50007626	Support	1	
7	00001163	Nut GB/T 6182 M8	2	
8	00000608	Flat Washer GB/T 97.1 8	2	

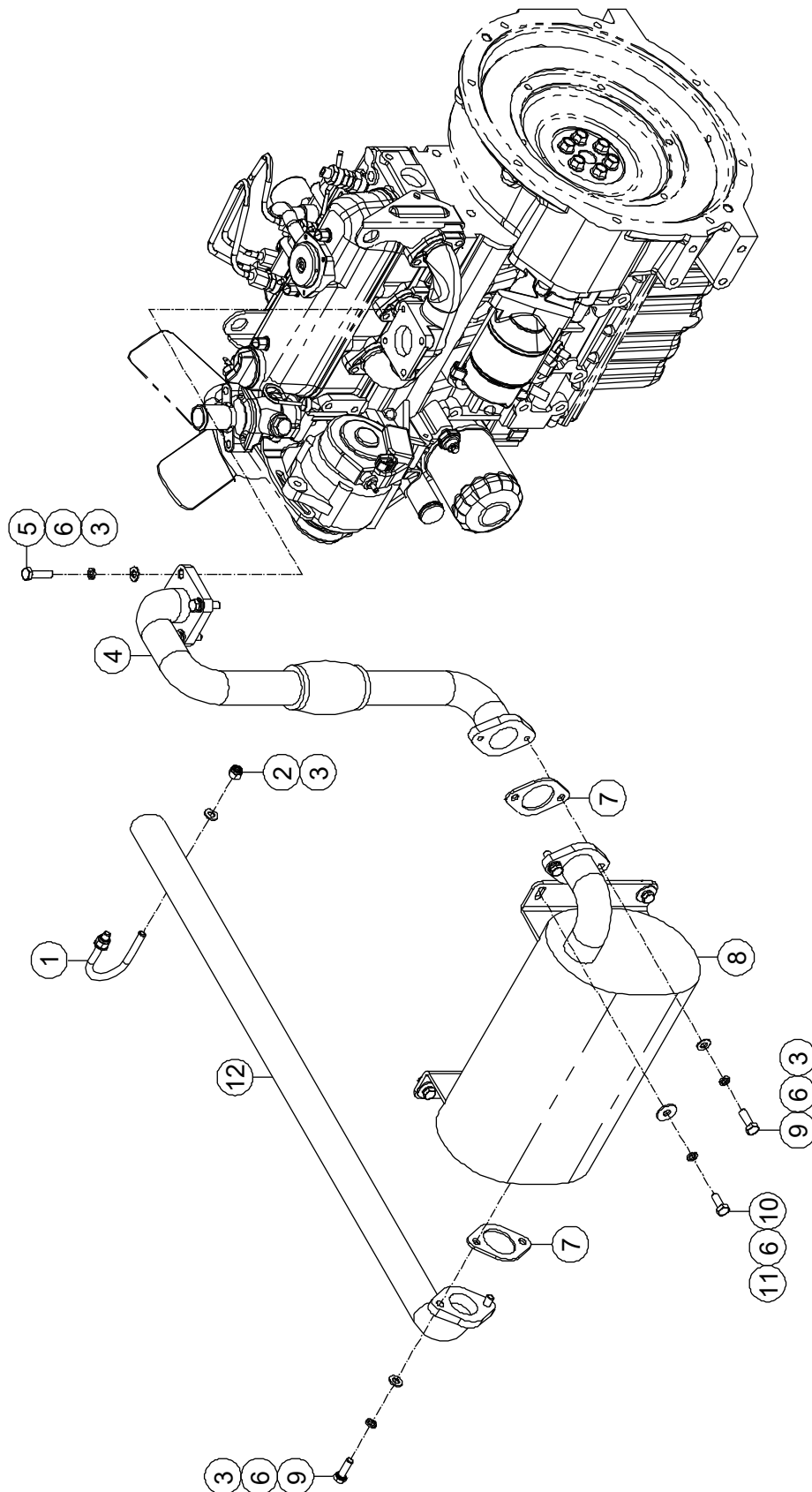
1-27 Engine Suction System Installations (Perkins Engine)



1-27 Engine Suction System Installations (Perkins Engine)

Item	Part Number	Description	Qty.	Remark
1	00002488	Bolt GB/T 5783 M8 × 35	2	
2	00002000	Flat Washer GB/T 96.1 8	2	
3	50001583	Clamp	2	
4	50009039	Hose	1	
5	00001030	Screw GB/T 70 M5 × 10	1	
6	00000606	Spring Washer GB/T 93 5	1	
7	00000605	Flat Washer GB/T 97.1 5	1	
8	00002206	Relay	1	
9	00001163	Nut GB/T 6182 M8	2	
10	00000608	Flat Washer GB/T 97.1 8	5	
11	00002604	Bolt GB/T 5783 M8 × 40	3	
12	00000609	Spring Washer GB/T 93 8	3	
13	50009040	Bracket	1	
14	10002800	Complete Air Filter	1	
--	10002943	Filter Cartridge (outer)	1	
--	10009453	Filter Cartridge (inner)	1	

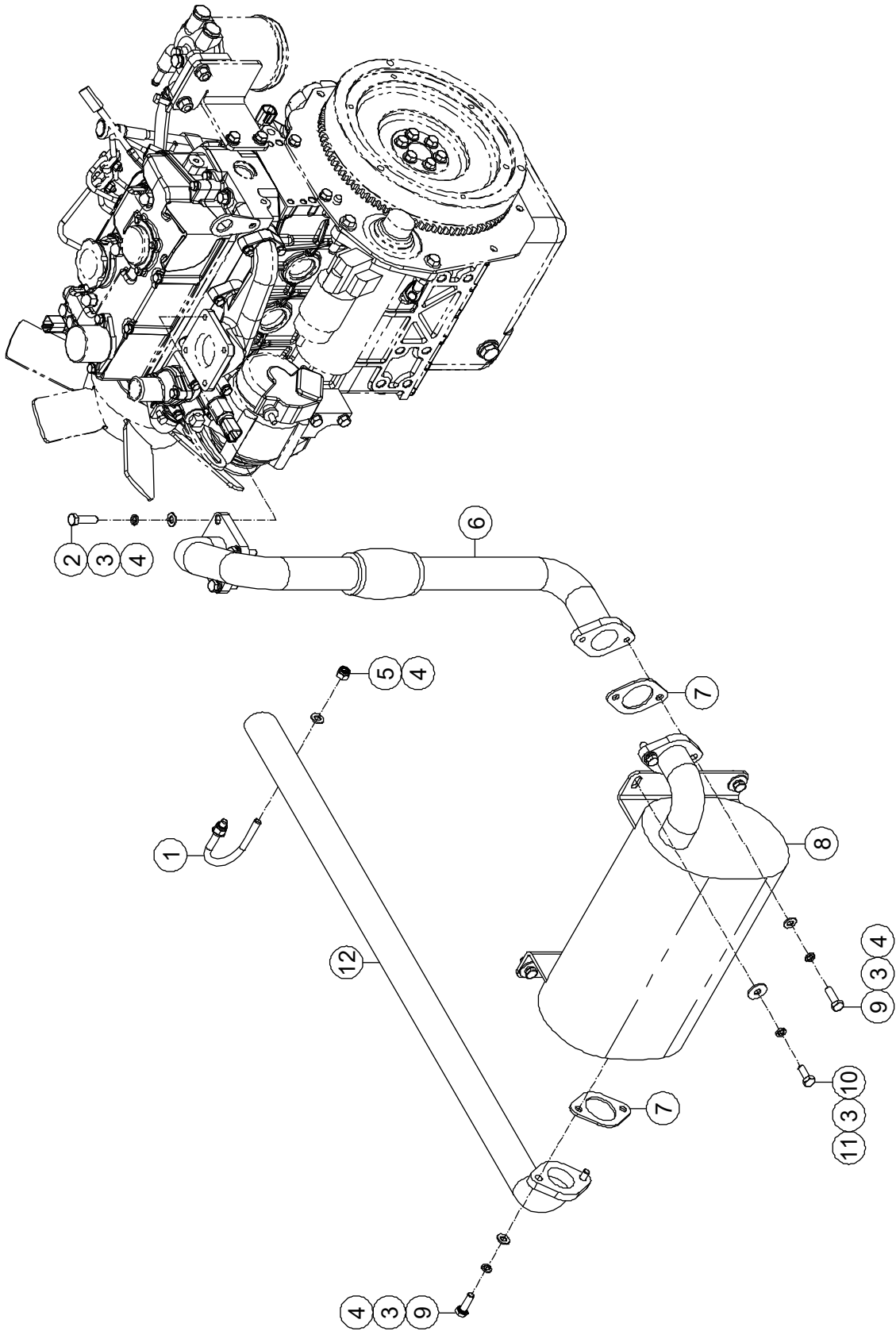
1-28 Engine Exhaust System Installations (Kubota Engine)



1-28 Engine Exhaust System Installations (Kubota Engine)

Item	Part Number	Description	Qty.	Remark
1	50007624	Clamp	1	
2	00001163	Nut GB/T 6182 M8	2	
3	00000608	Flat Washer GB/T 97.1 8	10	
4	50007592	Connecting Pipe	1	
5	00000995	Bolt GB/T 5783 M8 × 30	4	
6	00000609	Spring Washer GB/T 93 8	12	
7	50007595	Washer	2	
8	50007594	Muffler	1	
9	00000993	Bolt GB/T 5783 M8 × 25	4	
10	00000875	Bolt GB/T 5783 M8 × 20	4	
11	00002000	Flat Washer GB/T 96.1 8	4	
12	50007593	Connecting Pipe	1	

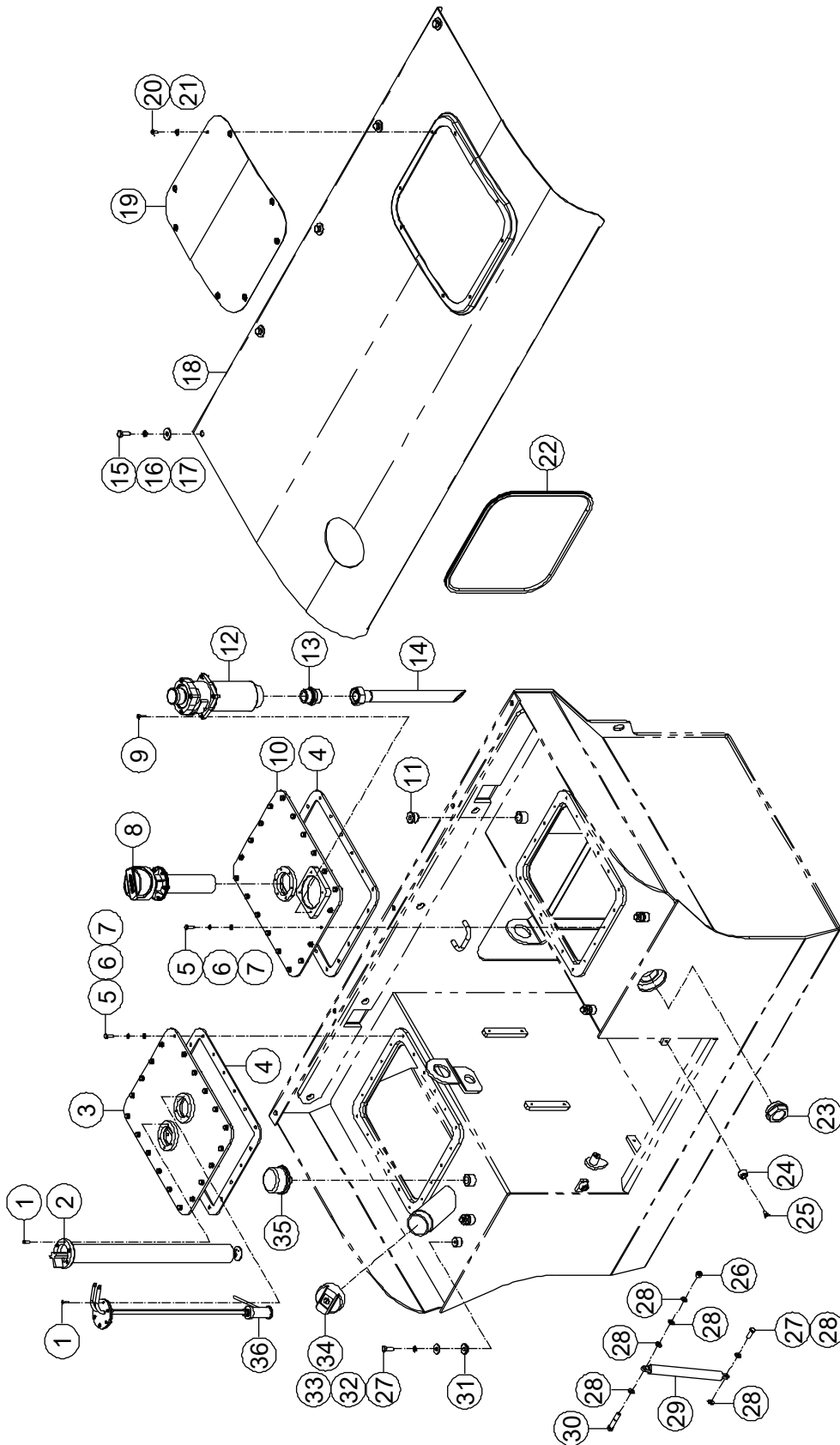
1-29 Engine Exhaust System Installations (Perkins Engine)



1-29 Engine Exhaust System Installations (Perkins Engine)

Item	Part Number	Description	Qty.	Remark
1	50007624	Clamp	1	
2	00000995	Bolt GB/T 5783 M8 × 30	4	
3	00000609	Spring Washer GB/T 93 8	12	
4	00000608	Flat Washer GB/T 97.1 8	10	
5	00001163	Nut GB/T 6182 M8	2	
6	50009037	Connecting Pipe	1	
7	50007595	Washer	2	
8	50007594	Muffler	1	
9	00000993	Bolt GB/T 5783 M8 × 25	4	
10	00000875	Bolt GB/T 5783 M8 × 20	4	
11	00002000	Flat Washer GB/T 96.1 8	4	
12	50007593	Connecting Pipe	1	

1-30 Hydraulic Module Assembly 1



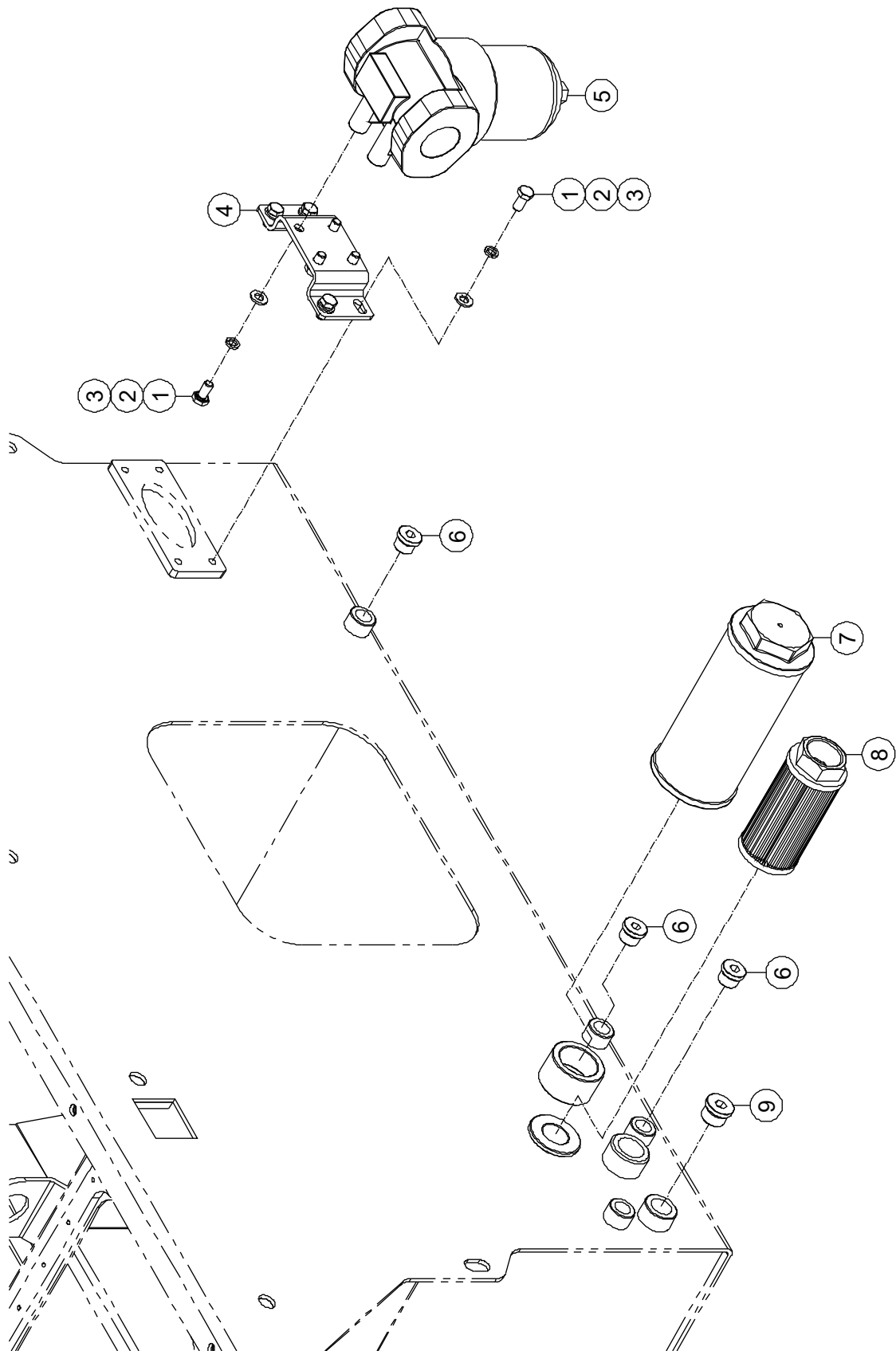
1-30 Hydraulic Module Assembly 1

Item	Part Number	Description	Qty.	Remark
1	00001232	Screw GB/T 818 M4 × 16 - H	12	
2	00004768	Fuel Level Sensor	1	
3	92100961	Cover	1	
4	50001438	Seal	2	
5	00000743	Bolt GB/T 5783 M6 × 20	40	
6	00000621	Spring Washer GB/T 93 6	40	
7	00000620	Flat Washer GB/T 97.1 6	40	
8	90012734	Vent Plug	1	
9	00001246	Screw GB/T 70 M5 × 16	4	
10	50007651	Cover	1	
11	00001114	Plug	1	
12	00003113	Filter, Return Oil	1	
13	00002071	Fitting, Straight	1	
14	10000069	Hoses, steel	1	
15	00000678	Bolt GB/T 5783 M10 × 25	5	
16	00000679	Spring Washer GB/T 93 10	5	
17	00001028	Flat Washer GB/T 96.1 10	5	
18	50007630	Cover	1	
19	92101403	Cover	1	
20	00001012	Screw GB/T 973 M5×14	8	
21	00003545	Flat Washer GB/T 96.1 5	8	
22	92049057	Seal	1	
23	90015911	Level Indicator	1	
24	10000376	Seal	2	
25	00001011	Screw GB/T 973 M5×12	2	
26	00001163	Nut GB/T 6182 M8	1	
27	00000993	Bolt GB/T 5783 M8 × 25	5	
28	00000608	Flat Washer GB/T 97.1 8	6	
29	92004808	Spring, Gas	1	

1-30 Hydraulic Module Assembly 1 (Continued)

Item	Part Number	Description	Qty.	Remark
30	00002089	Bolt GB/T 5782 M8 × 50	1	
31	90009828	Spacer	4	
32	00000609	Spring Washer GB/T 93 8	4	
33	00002000	Flat Washer GB/T 96.1 8	4	
34	90003907	Plug	1	
35	90028620	Filter	1	
36	92101743	Suction Pipe	1	

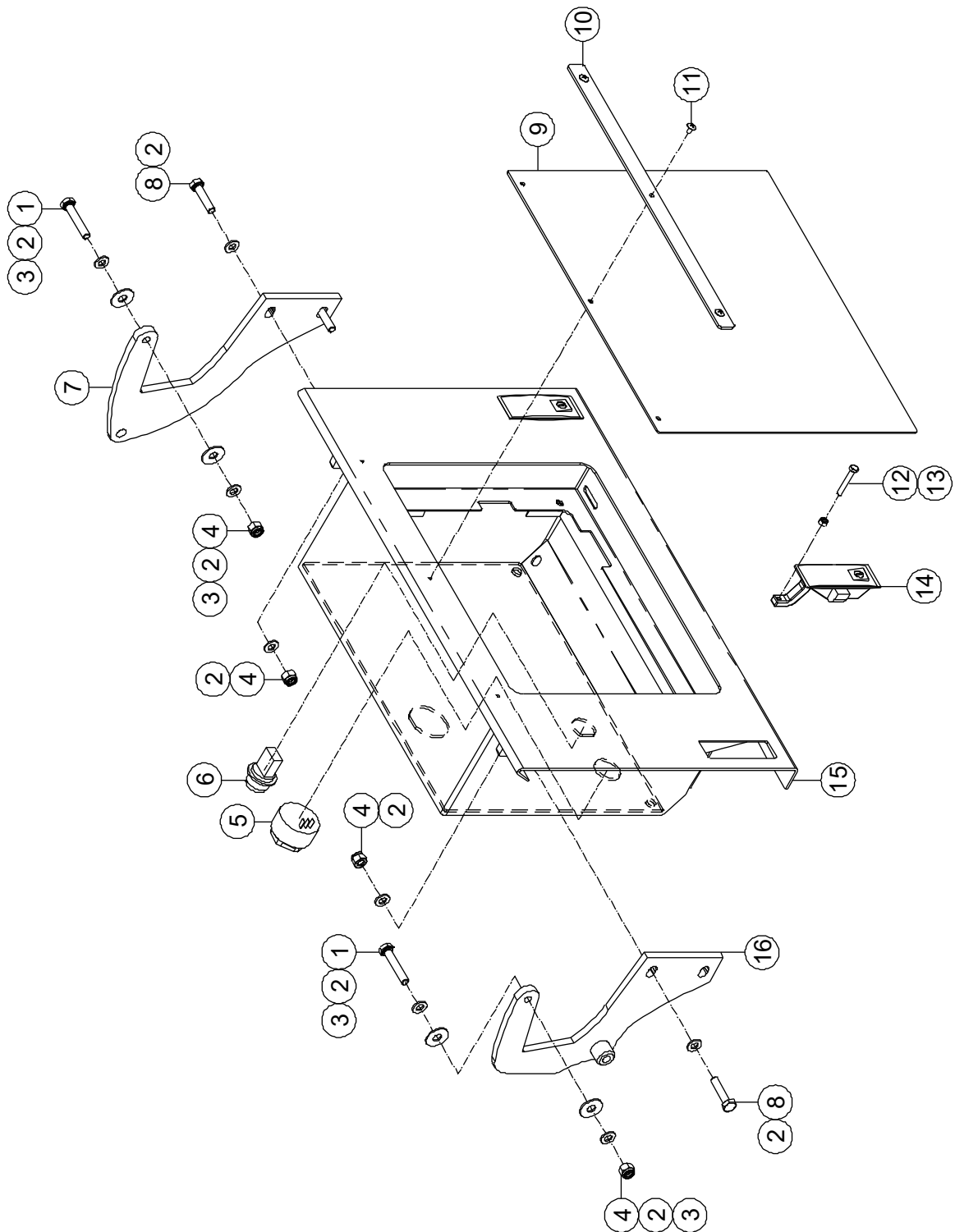
1-31 Hydraulic Module Assembly 2



1-31 Hydraulic Module Assembly 2

Item	Part Number	Description	Qty.	Remark
1	00000674	Bolt GB/T 5783 M10 × 20	8	
2	00000679	Spring Washer GB/T 93 10	8	
3	00000615	Flat Washer GB/T 97.1 10	8	
4	92000113	Support	1	
5	00001871	Pressure Filter	1	
6	00001114	Plug	3	
7	90029476	Filter Cartridge	1	
8	00000519	Filter Cartridge	1	
9	00001115	Plug	1	

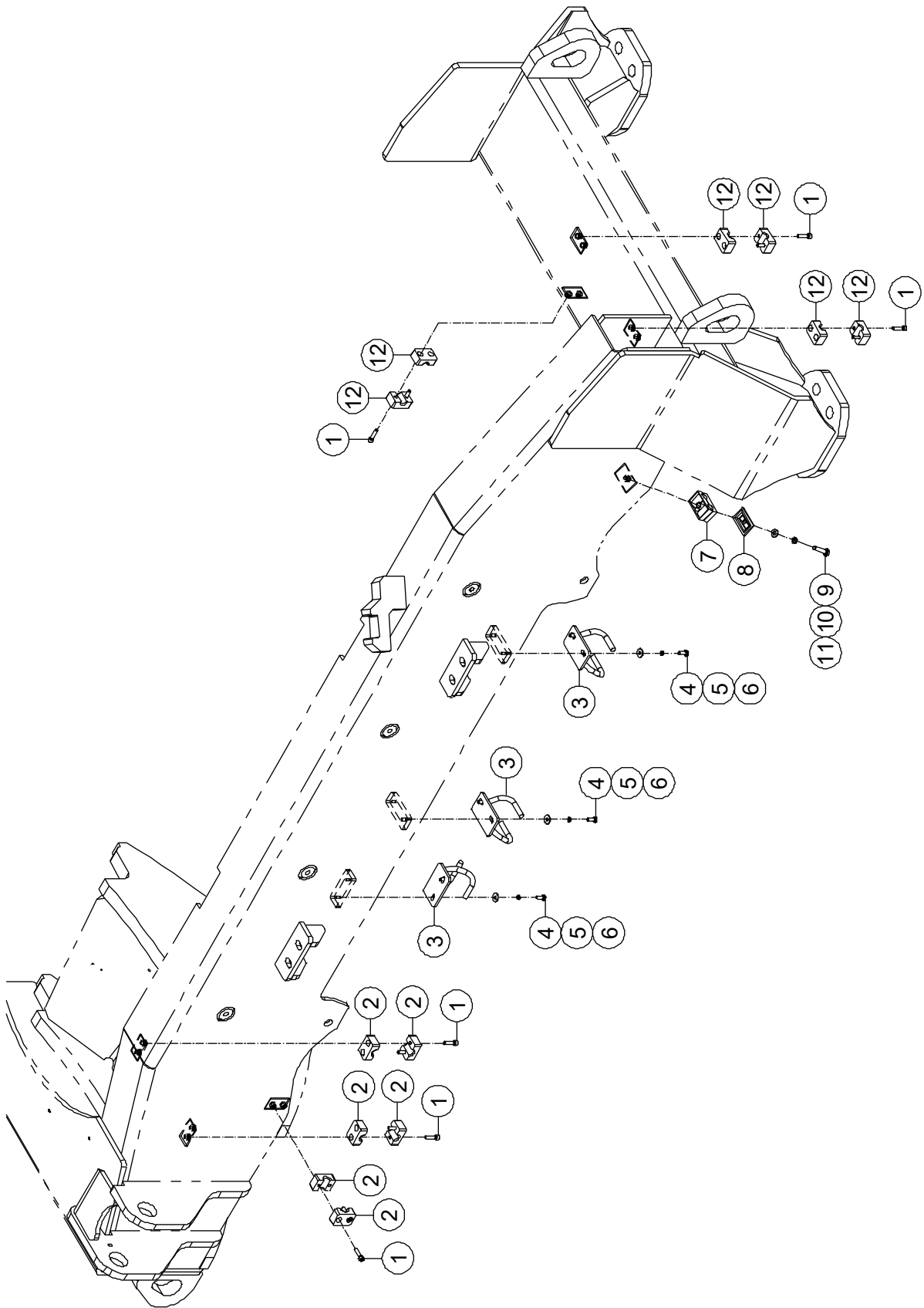
1-32 Ground Control Box Assembly



1-32 Ground Control Box Assembly

Item	Part Number	Description	Qty.	Remark
1	00002607	Bolt GB/T 5783 M8 × 45	2	
2	00000608	Flat Washer GB/T 97.1 8	12	
3	92048976	Shim	4	
4	00001163	Nut GB/T 6182 M8	6	
5	00002326	Alarm	1	
6	00006260	USB Port	1	
7	92048966	Hinge	1	
8	00002488	Bolt GB/T 5783 M8 × 35	4	
9	92000277	Shield, Plastic	1	
10	92000278	Plate	1	
11	00001001	Screw GB/T 973 M4×8	3	
12	00006261	Bolt GB/T 5783 M5 × 35	2	
13	00000688	Nut GB/T 6170 M5	2	
14	92048979	Lock	2	
15	92048954	Ground Control Box	1	
16	92048972	Hinge	1	

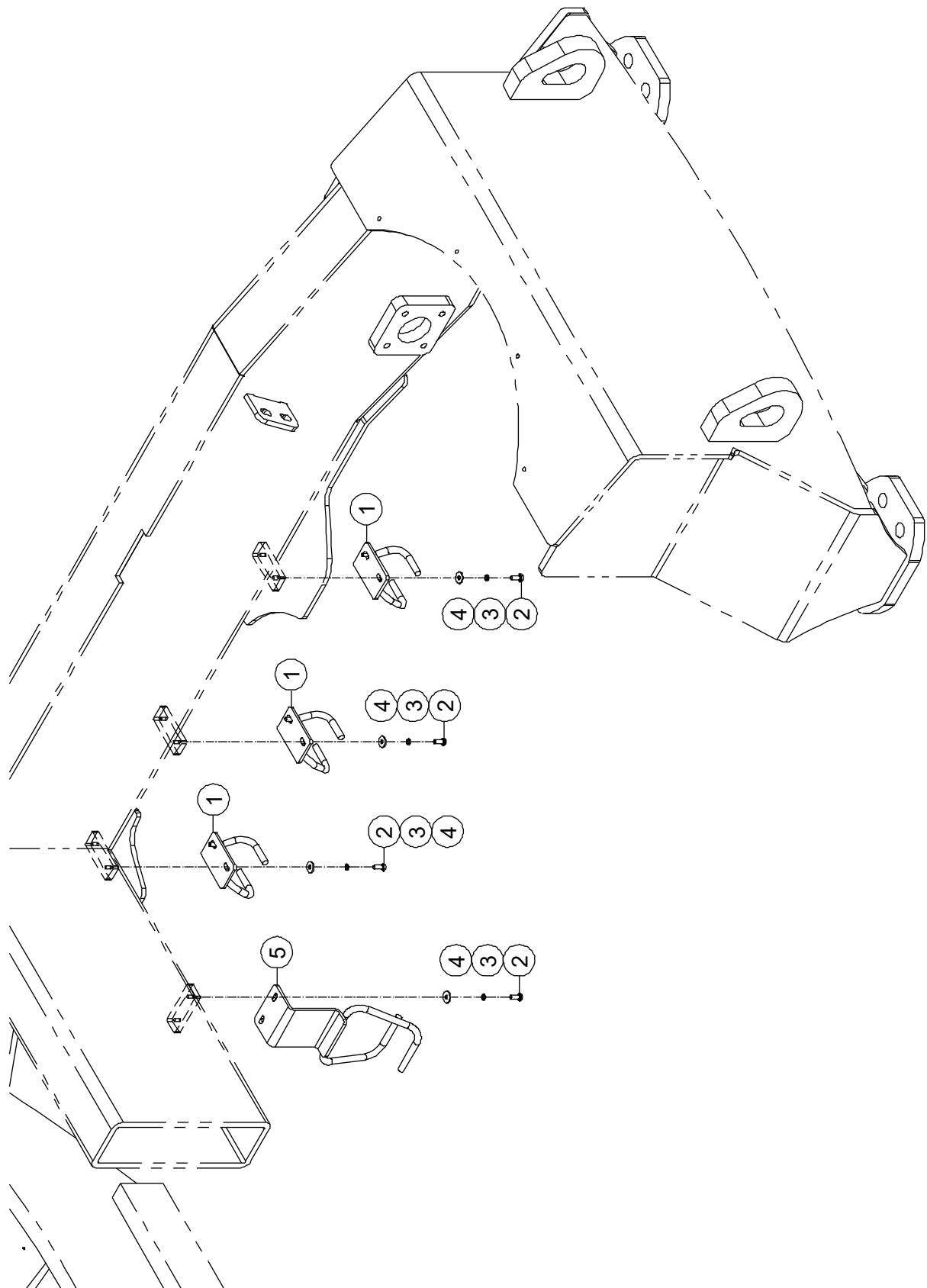
1-33 Chassis Clamp Installations 1



1-33 Chassis Clamp Installations 1

Item	Part Number	Description	Qty.	Remark
1	00001034	Screw GB/T 70 M6 × 25	12	
2	90001755	Clamp	6	
3	92049063	Support Tubes	3	
4	00000818	Bolt GB/T 5783 M6 × 16	6	
5	00000621	Spring Washer GB/T 93 6	6	
6	00002583	Flat Washer GB/T 96.1 6	6	
7	00008962	Clamp	1	
8	90001243	Spacer	1	
9	00002488	Bolt GB/T 5783 M8 × 35	1	
10	00000609	Spring Washer GB/T 93 8	1	
11	00000608	Flat Washer GB/T 97.1 8	1	
12	50007644	Clamp	6	

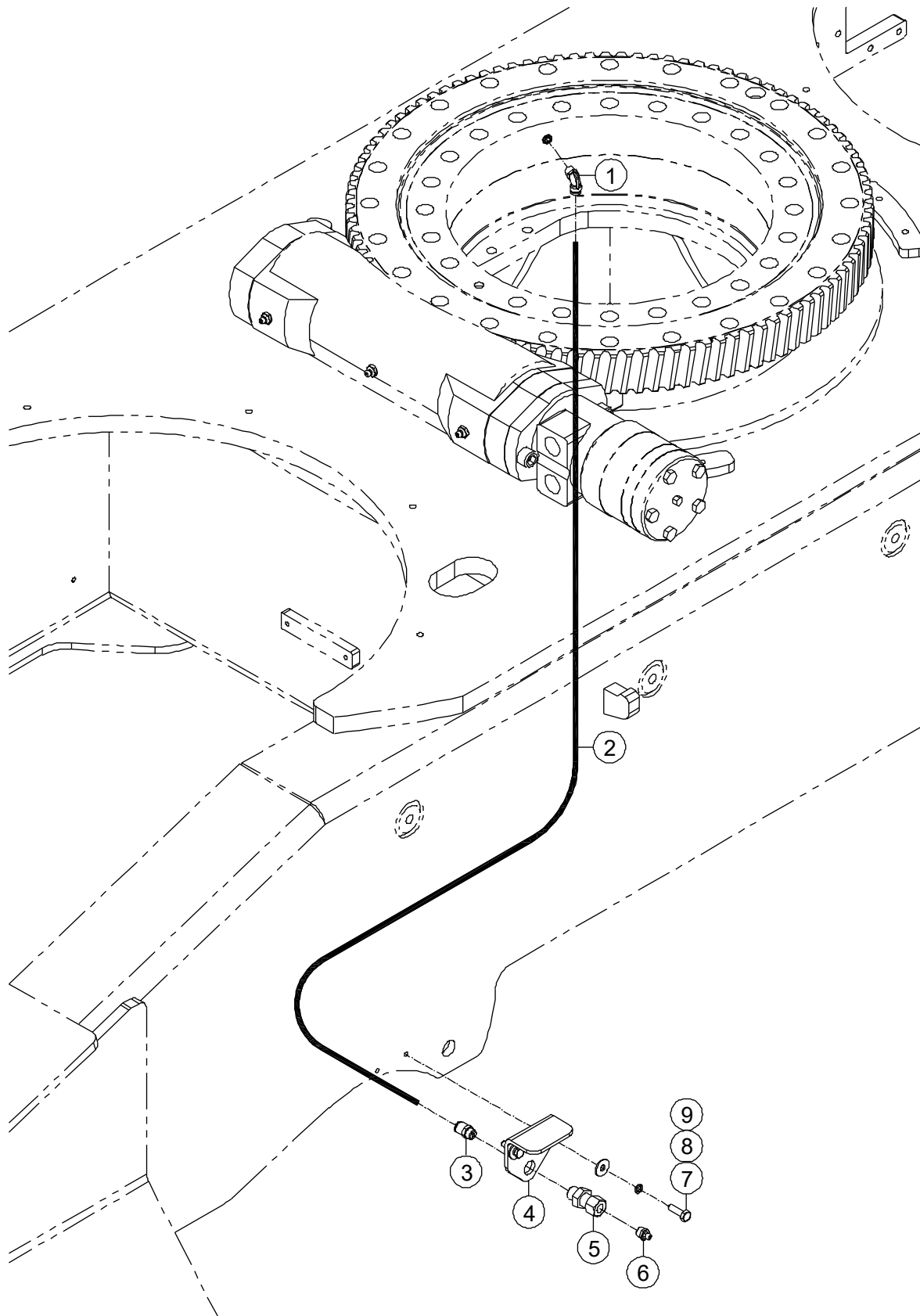
1-34 Chassis Clamp Installations 2



1-34 Chassis Clamp Installations 2

Item	Part Number	Description	Qty.	Remark
1	92049063	Support Tubes	4	
2	00000818	Bolt GB/T 5783 M6 × 16	8	
3	00000621	Spring Washer GB/T 93 6	8	
4	00002583	Flat Washer GB/T 96.1 6	8	
5	50008994	Support Tubes	1	

1-35 Grease System Installations

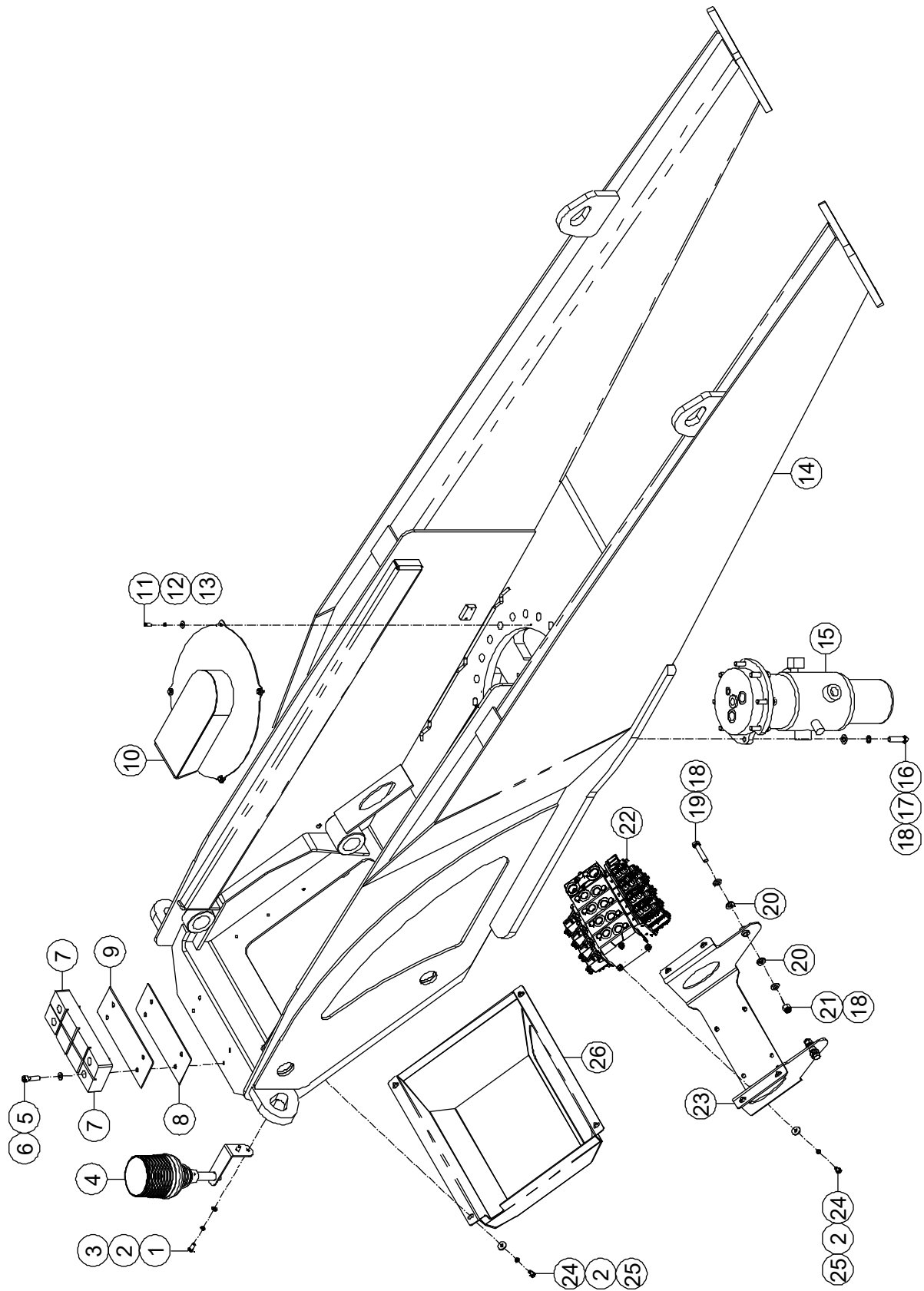


1-35 Grease System Installations

Item	Part Number	Description	Qty.	Remark
1	50010190	Fitting, 90°	1	
2	50010191	Hose	1	
3	93300963	Fitting	1	
4	92102219	Support	1	
5	93000115	Fitting	1	
6	93300962	Grease Nipple	1	
7	00000743	Bolt GB/T 5783 M6 × 20	2	
8	00000621	Spring Washer GB/T 93 6	2	
9	00002583	Flat Washer GB/T 96.1 6	2	

Section 2 Turntable

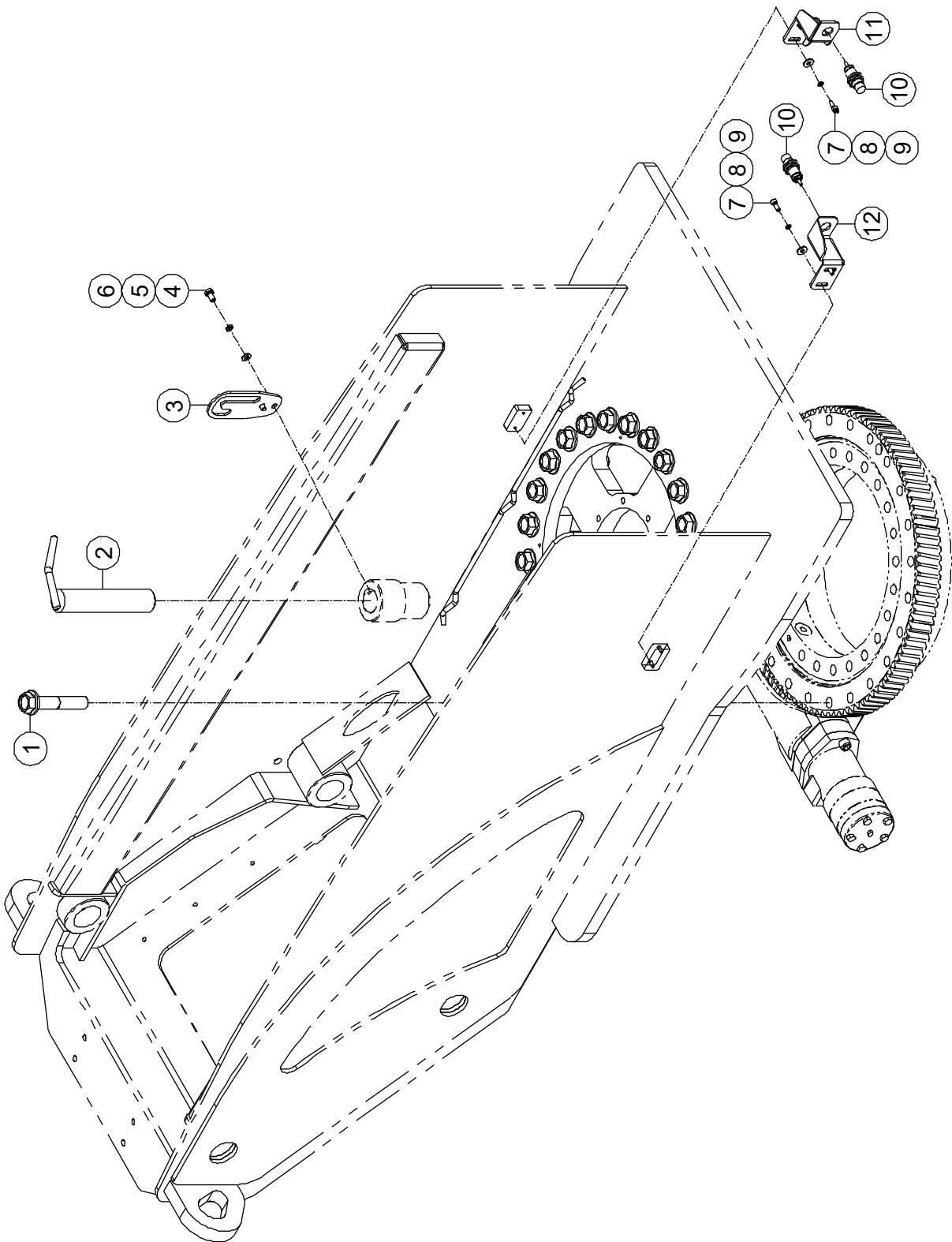
2-1 Turntable Accessories Installations 1



2-1 Turntable Accessories Installations 1

Item	Part Number	Description	Qty.	Remark
1	00000875	Bolt GB/T 5783 M8 × 20	2	
2	00000609	Spring Washer GB/T 93 8	14	
3	00000608	Flat Washer GB/T 97.1 8	2	
4	00003165	Beacon	1	
5	00002050	Screw GB/T 70 M10 × 40	4	
6	00000615	Flat Washer GB/T 97.1 10	4	
7	92100189	Boom Pad	1	
8	92100186	Shim	1	
9	92100185	Shim	1	
10	50008687	Housing	1	
11	00000818	Bolt GB/T 5783 M6 × 16	4	
12	00000621	Spring Washer GB/T 93 6	4	
13	00002583	Flat Washer GB/T 96.1 6	4	
14	50007753	Turntable	1	
15	00009647	Rotary Coupling Assembly	1	
16	00001856	Bolt GB/T 5783 M12 × 50	8	
17	00000815	Spring Washer GB/T 93 12	8	
18	00000814	Flat Washer GB/T 97.1 12	12	
19	00002453	Bolt GB/T 5783 M12 × 60	2	
20	92049008	Washer	4	
21	00001249	Nut GB/T 6182 M12	2	
22	00010665	PVG Valve Block (<i>Refer to 2-3</i>)	1	Standard
	00011220	PVG Valve Block (<i>Refer to 2-4</i>)	1	Optional
23	50007963	Support	1	
24	00001063	Bolt GB/T 5783 M8 × 16	12	
25	00002000	Flat Washer GB/T 96.1 8	12	
26	50007966	Housing	1	

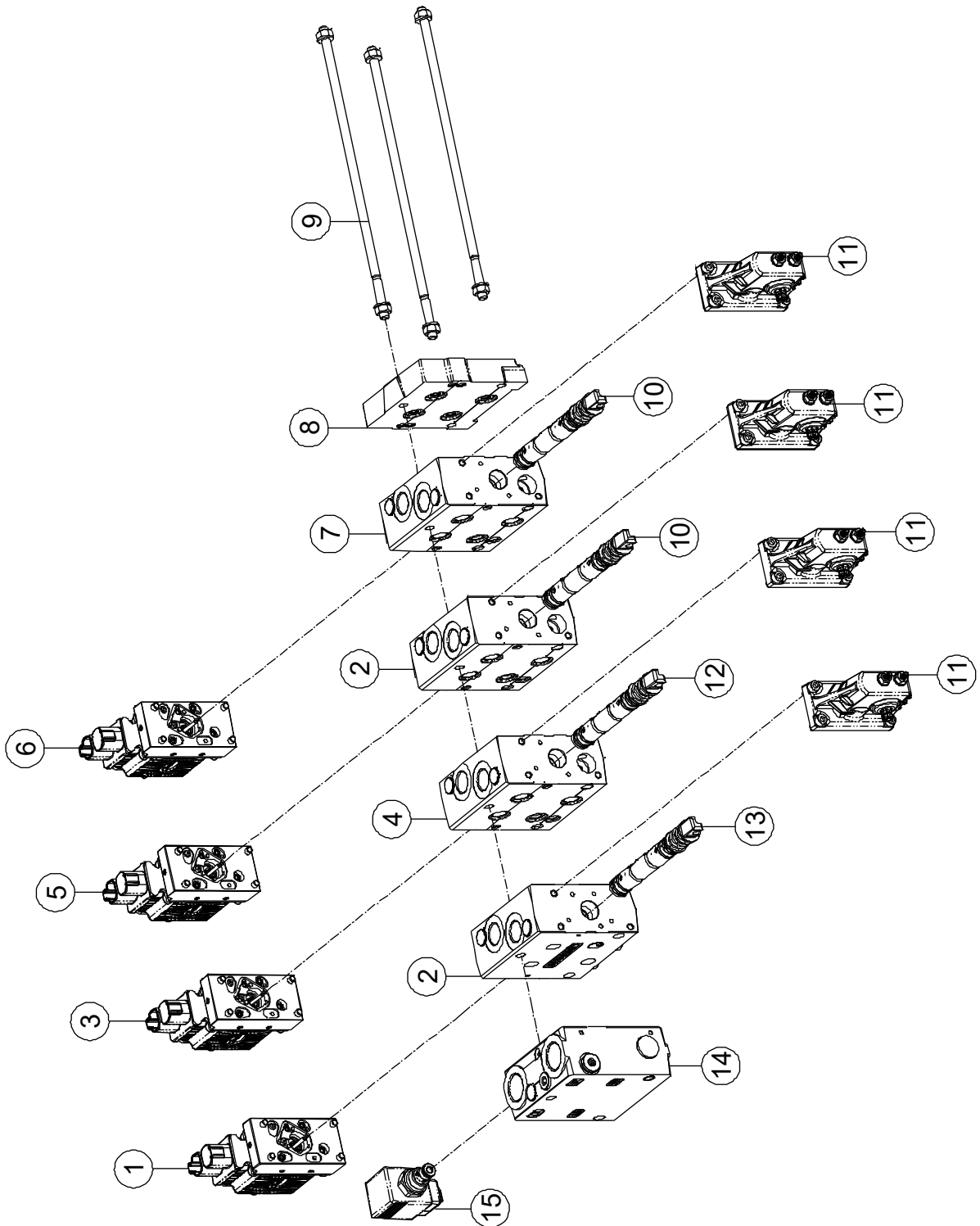
2-2 Turntable Accessories Installations 2



2-2 Turntable Accessories Installations 2

Item	Part Number	Description	Qty.	Remark
1	00010362	Bolt GB/T 5789 M20 × 110	24	
2	50007936	Pin	1	
3	92029902	Block	1	
4	00001063	Bolt GB/T 5783 M8 × 16	2	
5	00000609	Spring Washer GB/T 93 8	2	
6	00000608	Flat Washer GB/T 97.1 8	2	
7	00000876	Screw GB/T 70 M6 × 16	4	
8	00000621	Spring Washer GB/T 93 6	4	
9	00002583	Flat Washer GB/T 96.1 6	4	
10	00006642	Proximity Switch	2	
11	50008810	Support	1	
12	50007941	Support	1	

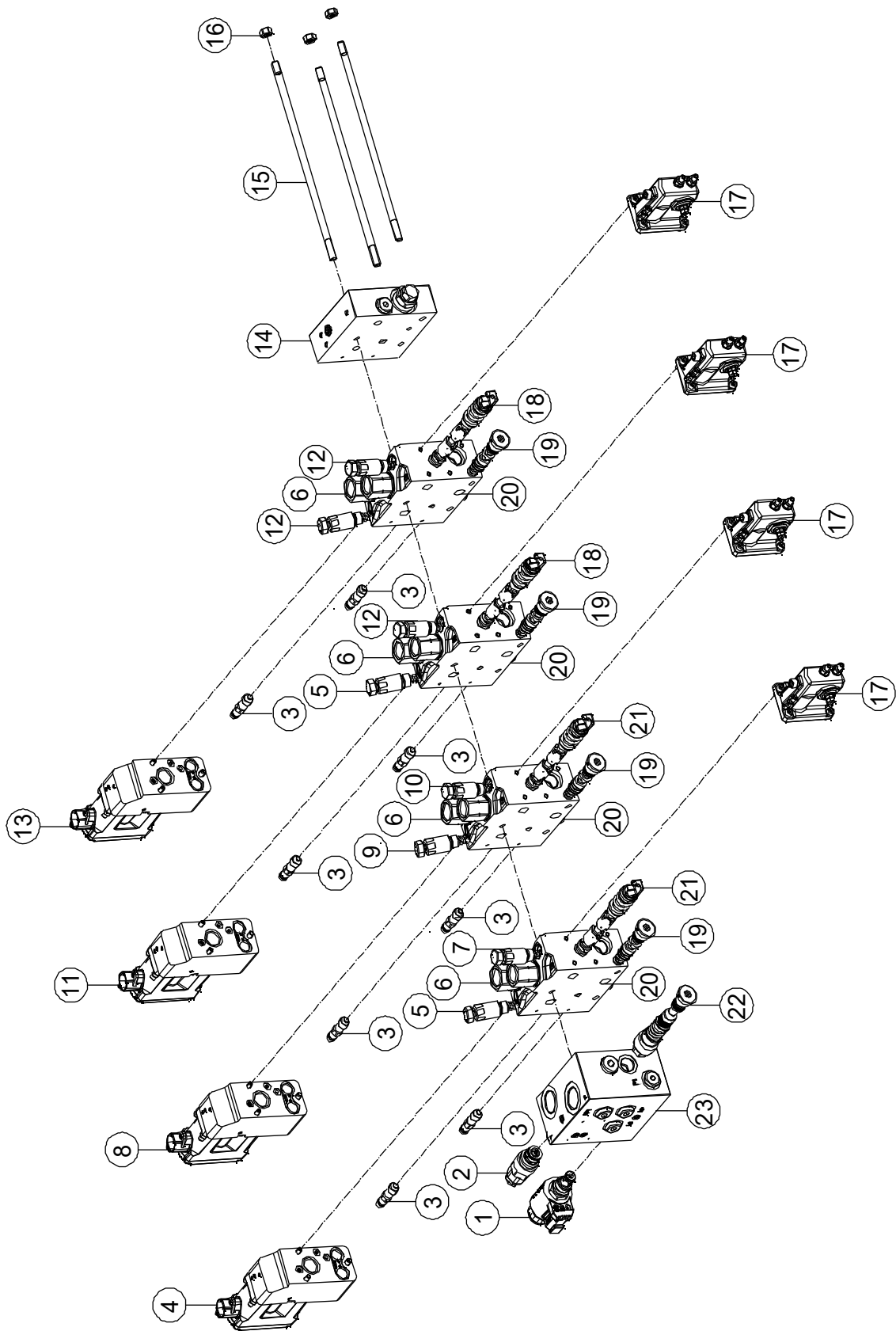
2-3 PVG Valve Block (Standard)



2-3 PVG Valve Block (Standard)

Item	Part Number	Description	Qty.	Remark
1	00010997	PVED, Electric Control Unit	1	
--	00011035	Seal Kit	1	
2	00010978	PVB, Work Unit	2	
--	00011033	Seal Kit	1	
3	00010998	PVED, Electric Control Unit	1	
--	00011035	Seal Kit	1	
4	00010977	PVB, Work Unit	1	
--	00011033	Seal Kit	1	
5	00011000	PVED, Electric Control Unit	1	
--	00011035	Seal Kit	1	
6	00011004	PVED, Electric Control Unit	1	
--	00011035	Seal Kit	1	
7	00010975	PVB, Work Unit	1	
--	00011033	Seal Kit	1	
8	00011021	PVSI, Cover	1	
9	00011027	PVAS, Bolt	1	
10	00011020	PVBS, Directional Cartridge	2	
11	00011012	PVM, Manual Unit	4	
--	00011036	Seal Kit	4	
12	00011015	PVBS, Directional Cartridge	1	
13	00011017	PVBS, Directional Cartridge	1	
14	00010971	PVP, Inlet Unit	1	
--	00011034	Seal Kit	1	
15	00011031	PVPX, Load Relief	1	
--	00011032	Seal Kit	1	

2-4 PVG Valve Block (Optional)



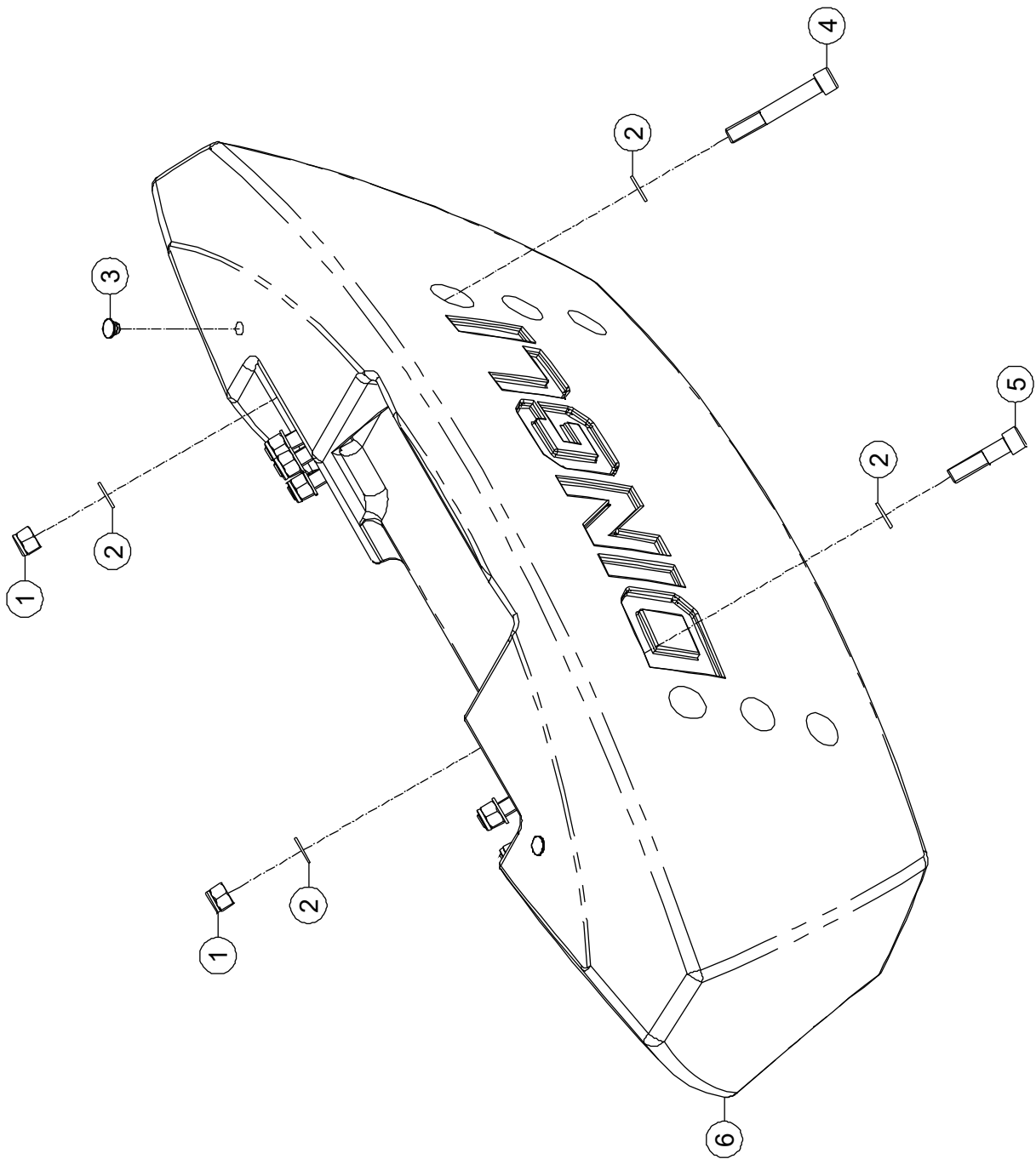
2-4 PVG Valve Block (Optional)

Item	Part Number	Description	Qty.	Remark
1	00011989	Cartridge, Solenoid Valve	1	
2	00011988	Cartridge, Safe Valve	1	
3	00011987	Plug	8	
4	00012011	Electric Control Unit	1	
--	00011994	Seal Kit	1	
5	00011975	Cartridge, Relief Valve	2	
6	00011984	Fittings	10	
7	00012006	Cartridge, Relief Valve	1	
8	00012010	Electric Control Unit	1	
--	00011994	Seal Kit	1	
9	00011978	Cartridge, Relief Valve	1	
10	00011977	Cartridge, Relief Valve	1	
11	00012009	Electric Control Unit	1	
--	00011994	Seal Kit	1	
12	00011980	Cartridge, Relief Valve	3	
13	00012008	Electric Control Unit	1	
--	00011994	Seal Kit	1	
14	00011970	Cover	1	
--	00011993	Seal Kit	1	
15	00011968	Bolt	3	
16	00011968	Nut	3	
17	00011967	Manual Unit	4	
--	00011992	Seal Kit	4	
18	00011963	Directional Cartridge	3	
19	00011965	Cartridge, Pressure-Compensated	4	
20	00011964	Work Unit	4	
--	00011991	Seal Kit	4	
21	00011998	Directional Cartridge	1	
22	00011961	Cartridge, UNLOAD	1	

2-4 PVG Valve Block (Optional) (Continued)

Item	Part Number	Description	Qty.	Remark
23	00011960	Inlet Unit	1	
--	00011990	Seal Kit	1	

2-5 Counterweight Installations



2-5 Counterweight Installations

Item	Part Number	Description	Qty.	Remark
1	00005262	Nut GB/T 6182 M24	8	
2	00001159	Flat Washer GB/T 97.1 24	16	
3	50006515	Plug	2	
4	00003054	Screw GB/T 70 M24 × 160	6	
5	00003055	Screw GB/T 70 M24 × 100	2	
6	50009101	Counterweight	1	BT22CRT2
	50007935	Counterweight	1	BT20CRT2
	50008023	Counterweight	1	BT18CRT2
	50008047	Counterweight	1	BT16CRT2

Section 3 Boom

3-1 Linkage Installations 1

Item	Part Number	Description	Qty.	Remark
1	00001063	Bolt GB/T 5783 M8 × 16	4	
2	00000609	Spring Washer GB/T 93 8	4	
3	00000608	Flat Washer GB/T 97.1 8	4	
4	50007939	Cover	1	
5	50007799	Linkage	1	
6	92029594	Shim	4	
7	92029593	Shim	8	
8	00000427	8813-506050 Sleeve Bearing	4	
9	50007808	Linkage	1	
10	00010243	895-50630 Pin, Pivot	1	
11	00000222	8902-16095 Pin, Lock	2	
12	00001161	Bolt GB/T 5783 M16 × 40	1	
13	00001035	Spring Washer GB/T 93 16	2	
14	00000997	Flat Washer GB/T 97.1 16	2	
15	00010541	895-50470 Pin, Pivot	1	
16	00001057	Bolt GB/T 5783 M16 × 45	1	

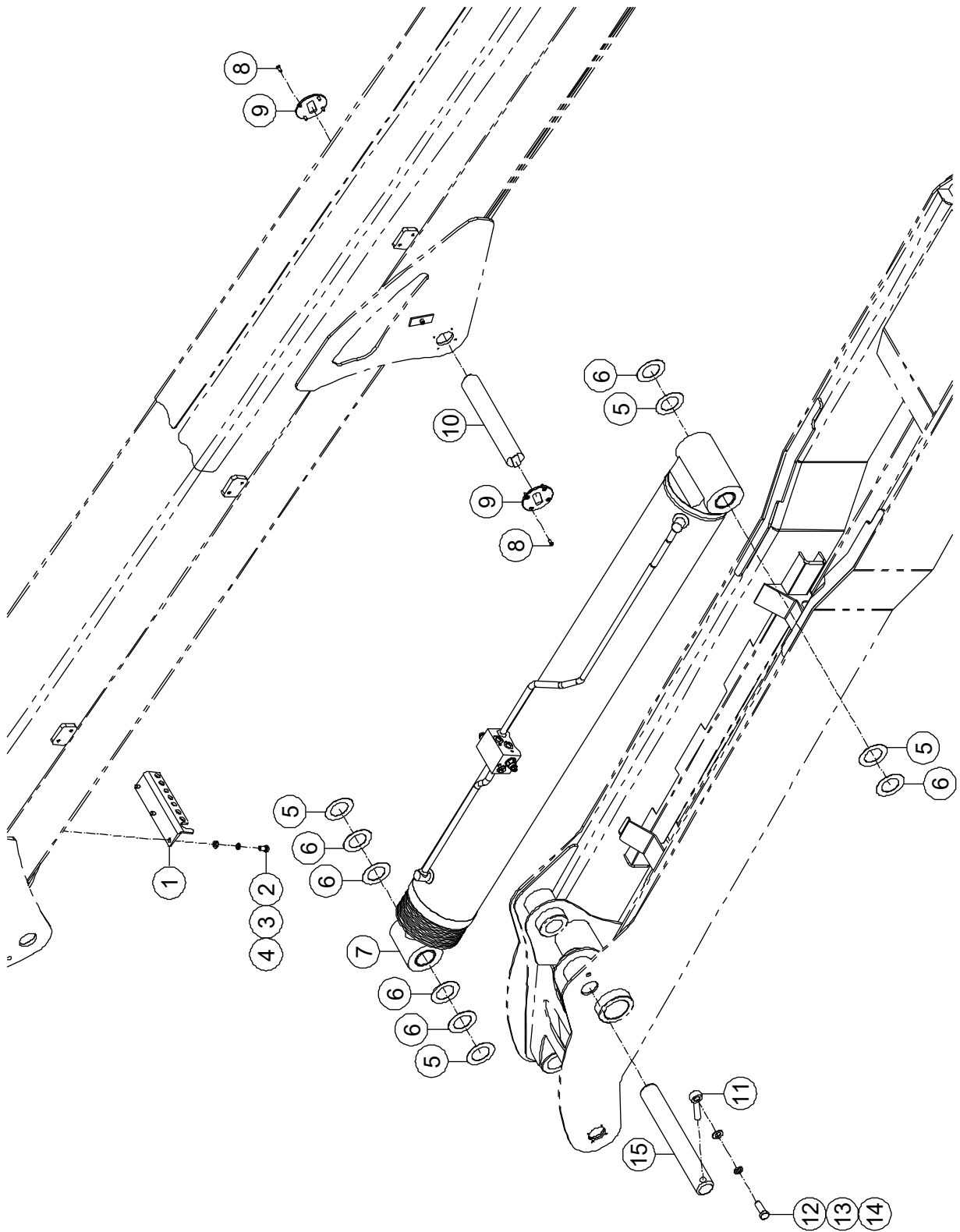
3-2 Linkage Installations 2

Item	Part Number	Description	Qty.	Remark
1	50007794	Linkage	1	
2	00000427	8813-506050 Sleeve Bearing	2	
3	92029594	Shim	2	
4	92029593	Shim	4	
5	50011727	Cover	2	
6	00000830	Screw GB/T 70.3 M6×16	8	
7	92029912	Shim	2	
8	92029913	Shim	4	
9	00004988	8813-607060 Sleeve Bearing	2	
10	50007816	Linkage	1	
11	50009288	Shim	2	
12	50009289	Shim	4	
13	00000429	8813-556550 Sleeve Bearing	2	
14	00011645	895-55630 Pin, Pivot	1	
15	00000222	8902-16095 Pin, Lock	3	
16	00001161	Bolt GB/T 5783 M16 × 40	1	
17	00001035	Spring Washer GB/T 93 16	3	
18	00000997	Flat Washer GB/T 97.1 16	3	
19	00010233	897-60469 Pin, Pivot	1	
20	00001057	Bolt GB/T 5783 M16 × 45	2	
21	50011731	Pin, Pivot	1	

3-3 Linkage and Boom Installations

Item	Part Number	Description	Qty.	Remark
1	00010541	895-50470 Pin, Pivot	1	
2	92029594	Shim	2	
3	92029593	Shim	8	
4	00000427	8813-506050 Sleeve Bearing	4	
5	90001242	Clamp	2	
6	90001243	Plate	1	
7	00002604	Bolt GB/T 5783 M8 × 40	1	
8	00000609	Spring Washer GB/T 93 8	1	
9	00000608	Flat Washer GB/T 97.1 8	1	
10	92058259	Pin, Pivot	1	BT22CRT2
	00010239	895-50270 Pin, Pivot	1	BT20CRT2 BT18CRT2 BT16CRT2
11	00000222	8902-16095 Pin, Lock	2	
12	00001057	Bolt GB/T 5783 M16 × 45	2	
13	00001035	Spring Washer GB/T 93 16	2	
14	00000997	Flat Washer GB/T 97.1 16	2	

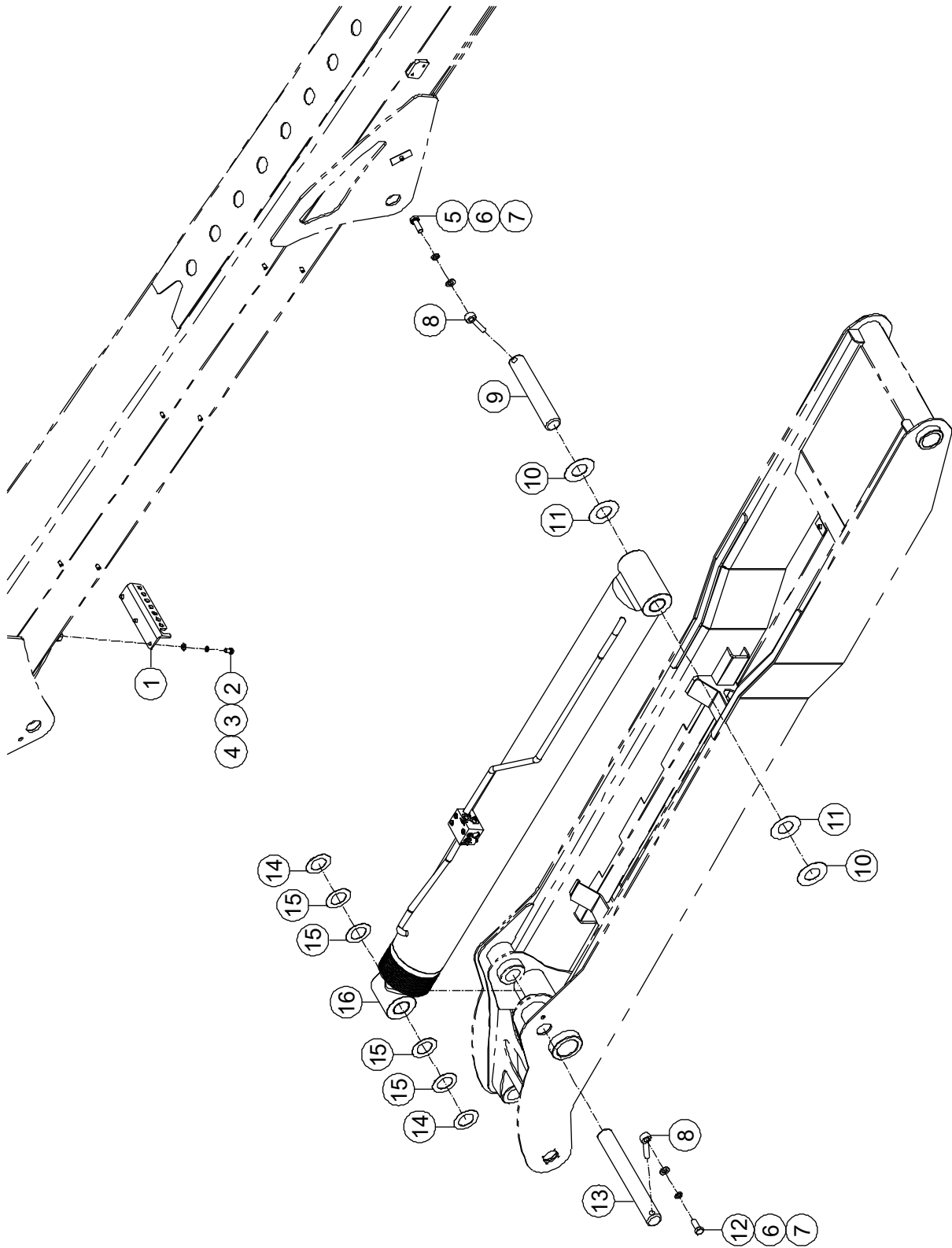
3-4 Lifting Cylinder Assembly and Boom Installations (BT22CRT2)



3-4 Lifting Cylinder Assembly and Boom Installations (BT22CRT2)

Item	Part Number	Description	Qty.	Remark
1	50008676	Support	1	
2	00000674	Bolt GB/T 5783 M10 × 20	3	
3	00000679	Spring Washer GB/T 93 10	3	
4	00000615	Flat Washer GB/T 97.1 10	3	
5	92029594	Shim	4	
6	92029593	Shim	6	
7		Lifting Cylinder Assembly (<i>Refer to 5-3</i>)	1	
8	00000830	Screw GB/T 70.3 M6×16	8	
9	50011734	Cover	2	
10	50011733	Pin, Pivot	1	
11	00000222	8902-16095 Pin, Lock	1	
12	00001161	Bolt GB/T 5783 M16 × 40	1	
13	00001035	Spring Washer GB/T 93 16	1	
14	00000997	Flat Washer GB/T 97.1 16	1	
15	00010240	895-50365 Pin, Pivot	1	

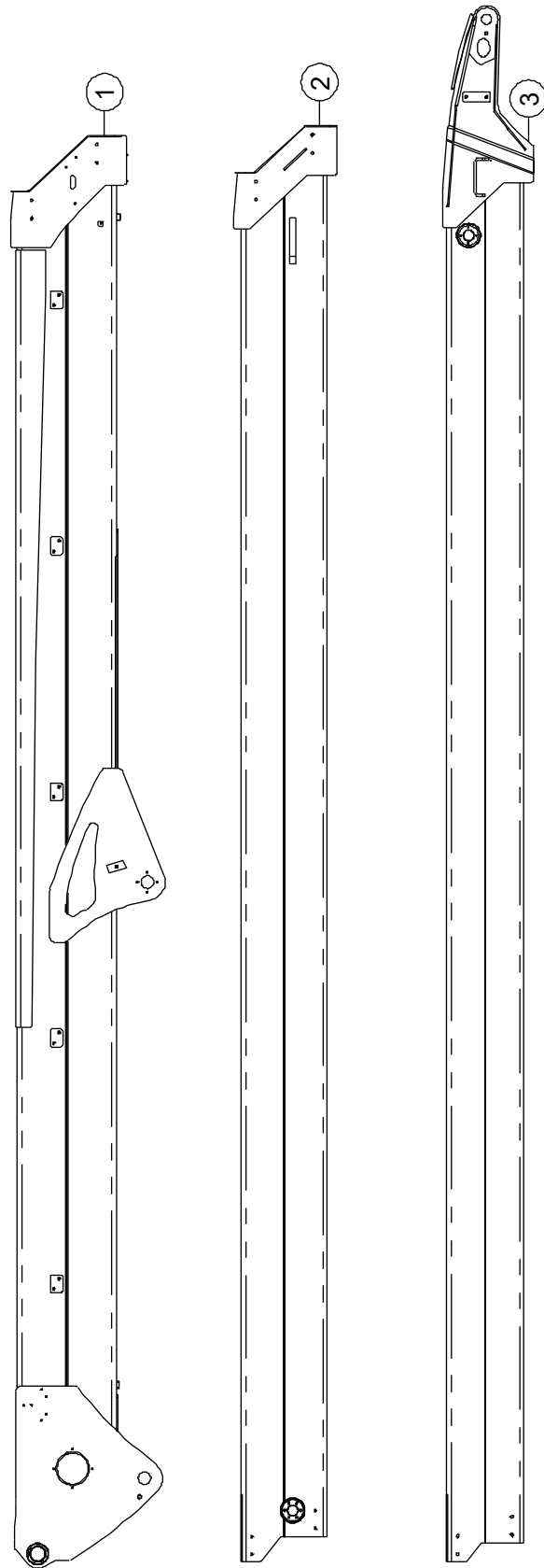
3-5 Lifting Cylinder Assembly and Boom Installations (BT20CRT2, BT18CRT2, BT16CRT2)



3-5 Lifting Cylinder Assembly and Boom Installations (BT20CRT2, BT18CRT2, BT16CRT2)

Item	Part Number	Description	Qty.	Remark
1	50008676	Support	1	
2	00000674	Bolt GB/T 5783 M10 × 20	3	
3	00000679	Spring Washer GB/T 93 10	3	
4	00000615	Flat Washer GB/T 97.1 10	3	
5	00001057	Bolt GB/T 5783 M16 × 45	1	
6	00001035	Spring Washer GB/T 93 16	2	
7	00000997	Flat Washer GB/T 97.1 16	2	
8	00000222	8902-16095 Pin, Lock	2	
9	00010239	895-50270 Pin, Pivot	1	
10	92058260	Shim	2	
11	92058261	Shim	2	
12	00001161	Bolt GB/T 5783 M16 × 40	1	
13	00010240	895-50365 Pin, Pivot	1	
14	92029594	Shim	2	
15	92029593	Shim	4	
16		Lifting Cylinder Assembly (<i>Refer to 5-4</i>)	1	

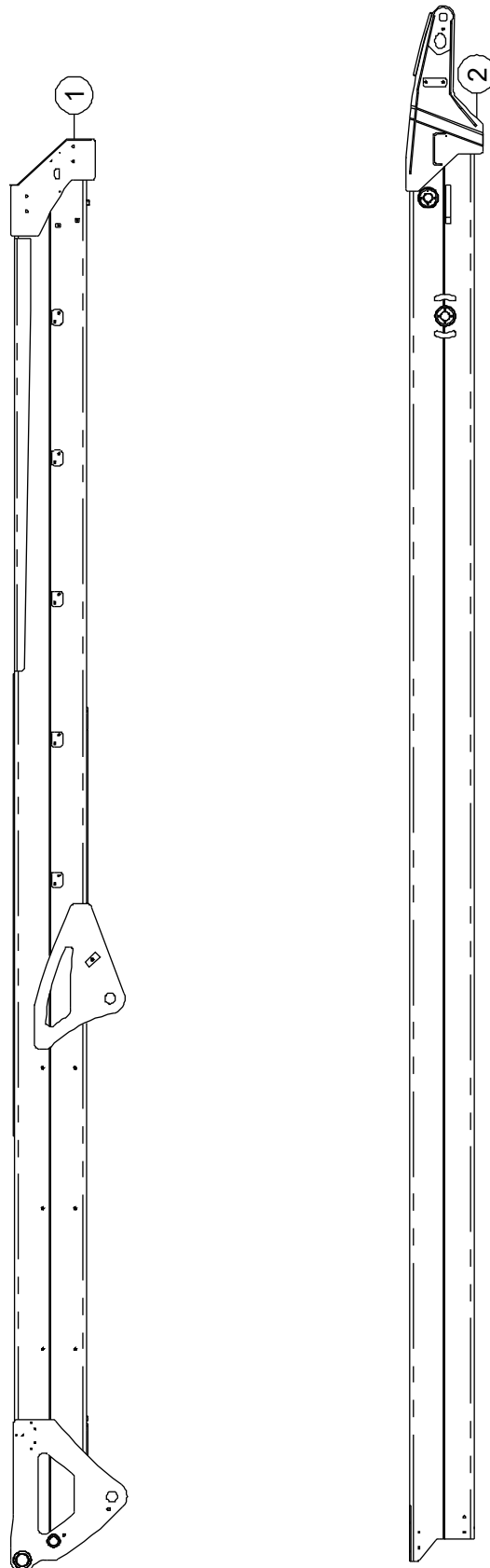
3-6 Telescopic Boom (BT22CRT2)



3-6 Telescopic Boom (BT22CRT2)

Item	Part Number	Description	Qty.	Remark
1	50009205	Base Boom	1	
2	50009186	Second Boom	1	
3	50009234	Third Boom	1	

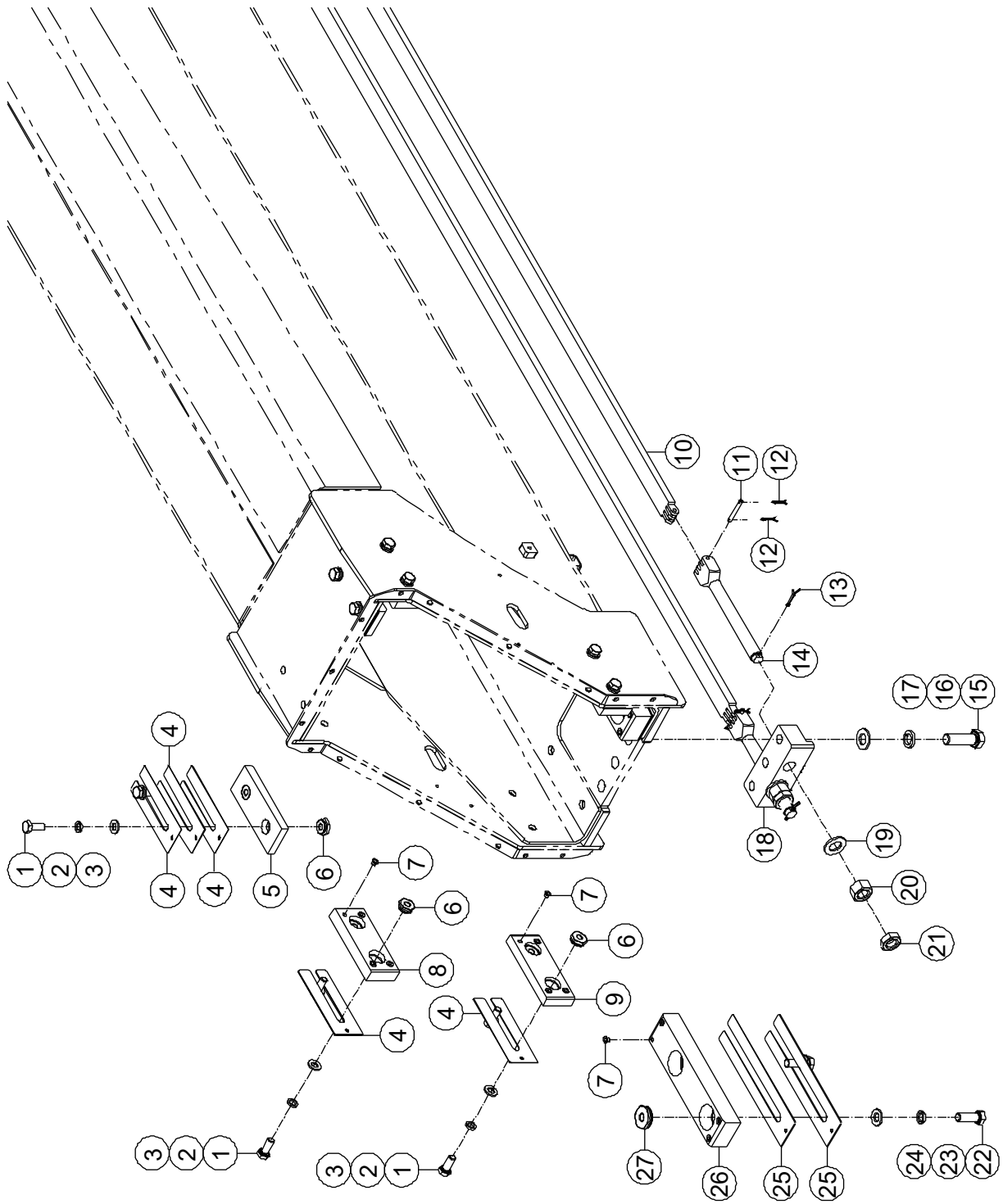
3-7 Telescopic Boom (BT20CRT2, BT18CRT2, BT16CRT2)



3-7 Telescopic Boom (BT20CRT2, BT18CRT2, BT16CRT2)

Item	Part Number	Description	Qty.	Remark
1	50007848	Base Boom	1	BT20CRT2
	50008005	Base Boom	1	BT18CRT2
	50008030	Base Boom	1	BT16CRT2
2	50007880	Second Boom	1	BT20CRT2
	50008009	Second Boom	1	BT18CRT2
	50008034	Second Boom	1	BT16CRT2

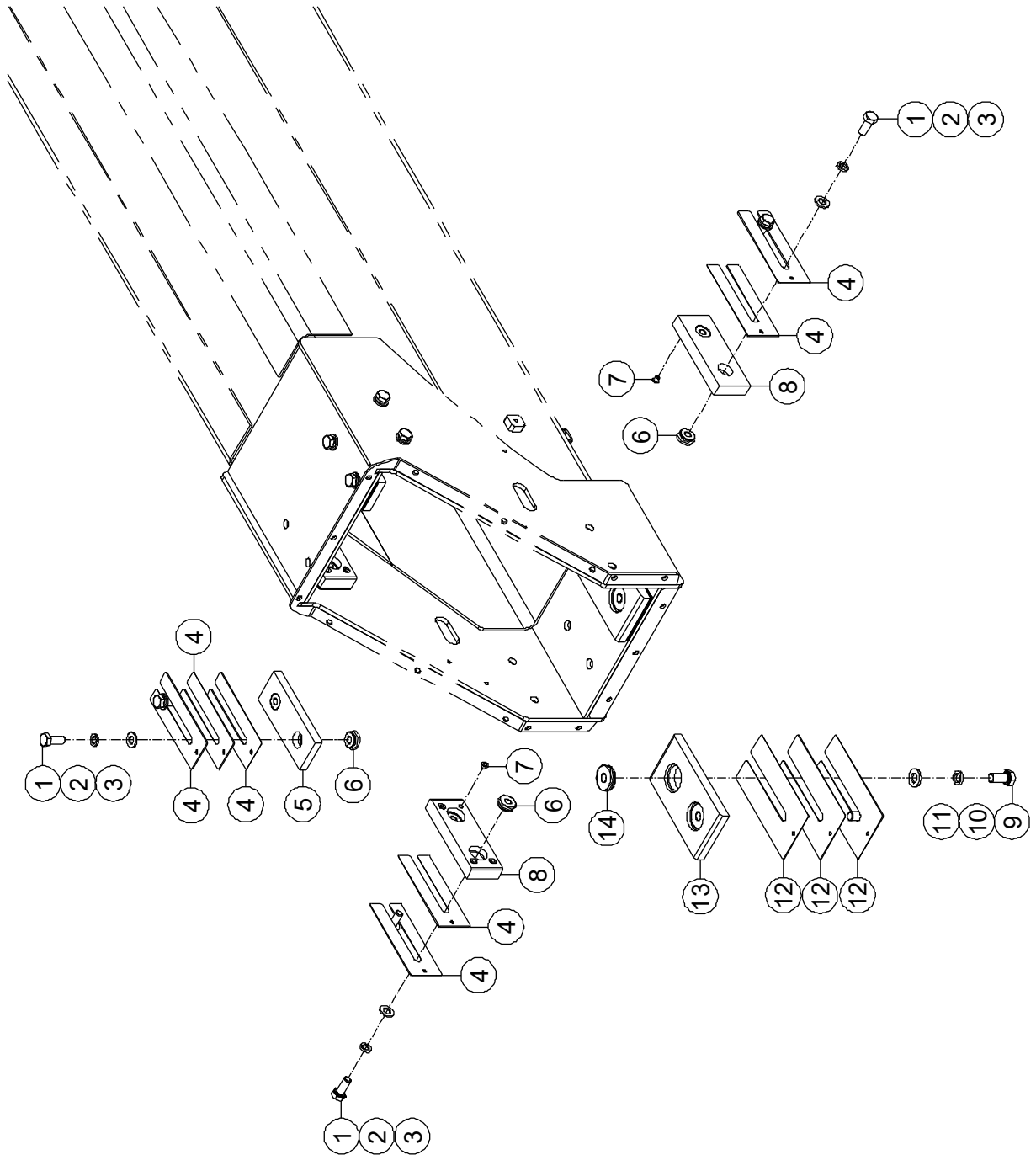
3-8 Base Boom Sliding Block Installations (BT22CRT2)



3-8 Base Boom Sliding Block Installations (BT22CRT2)

Item	Part Number	Description	Qty.	Remark
1	00000678	Bolt GB/T 5783 M10 × 25	12	
2	00000679	Spring Washer GB/T 93 10	12	
3	00000615	Flat Washer GB/T 97.1 10	12	
4	92029615	Shim	12	
5	50007922	Sliding Block	2	
6	92000139	Insert	12	
7	92009458	Plug	24	
8	92000141	Sliding Block	2	
9	50009185	Sliding Block	2	
10	50009268	Chain	2	
11	92029601	Pin	2	
12	00005753	Cotter Pin GB/T 91 2.5 × 20	4	
13	00002087	Cotter Pin GB/T 91 3.2 × 26	2	
14	92048417	Pull Chain	2	
15	00001036	Bolt GB/T 5783 M16 × 50	3	
16	00001035	Spring Washer GB/T 93 16	3	
17	00000997	Flat Washer GB/T 97.1 16	3	
18	50009154	Support	1	
19	00002589	Flat Washer GB/T 97.1 18	2	
20	00002587	Nut GB/T 6170 M18	2	
21	00002588	Nut GB/T 6172.1 M18	2	
22	00005014	Bolt GB/T 5786 M12×1.5 × 35	4	
23	00000815	Spring Washer GB/T 93 12	4	
24	00000814	Flat Washer GB/T 97.1 12	4	
25	50009252	Shim	4	
26	50009253	Sliding Block	2	
27	92000169	Insert	4	

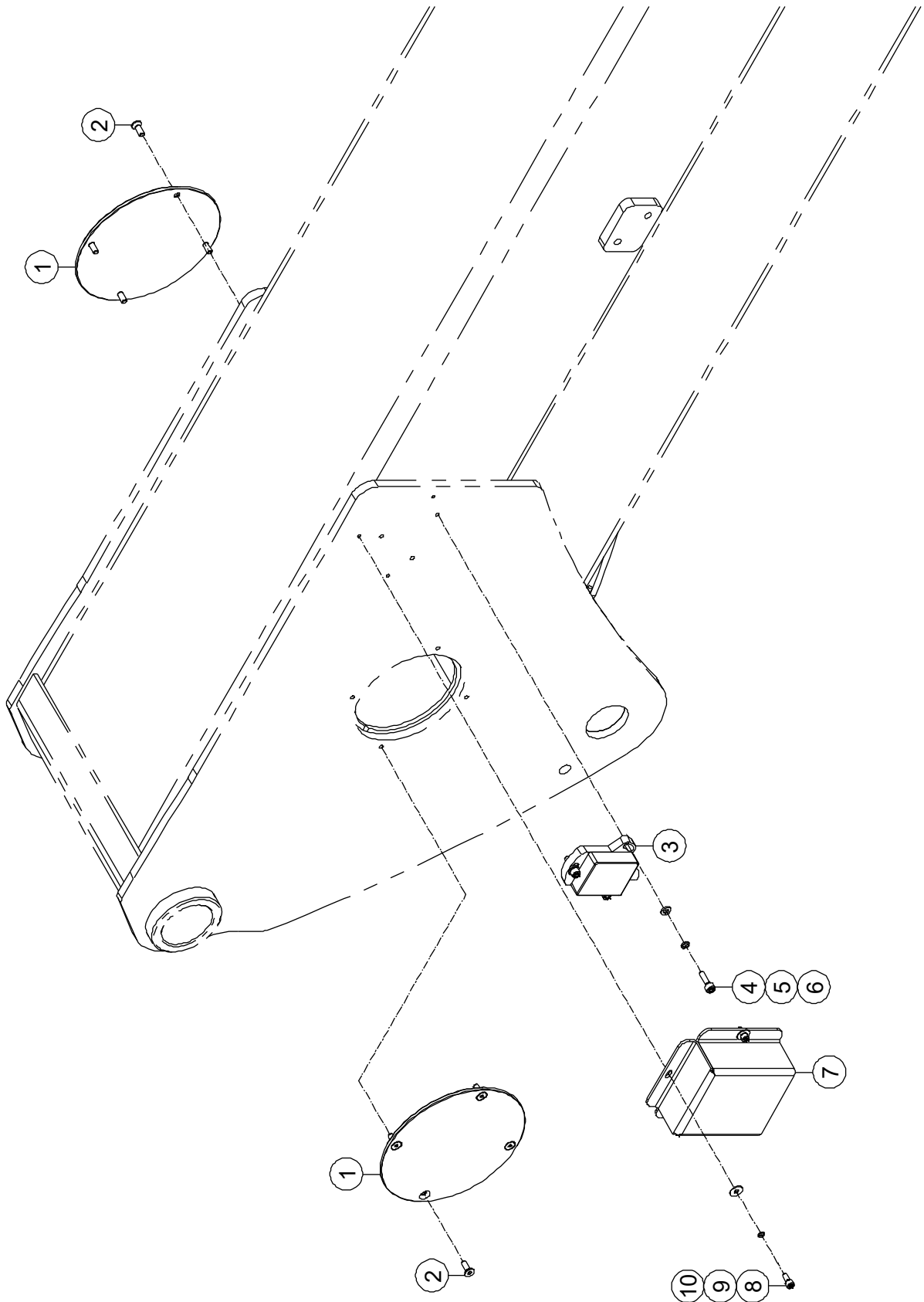
3-9 Base Boom Sliding Block Installations (BT20CRT2, BT18CRT2, BT16CRT2)



3-9 Base Boom Sliding Block Installations (BT20CRT2, BT18CRT2, BT16CRT2)

Item	Part Number	Description	Qty.	Remark
1	00000678	Bolt GB/T 5783 M10 × 25	12	
2	00000679	Spring Washer GB/T 93 10	12	
3	00000615	Flat Washer GB/T 97.1 10	12	
4	92029615	Shim	14	
5	50007922	Sliding Block	2	
6	92000139	Insert	12	
7	92009458	Plug	16	
8	92000141	Sliding Block	4	
9	00006121	Bolt GB/T 5786 M12×1.25 × 25	4	
10	00000815	Spring Washer GB/T 93 12	4	
11	00000814	Flat Washer GB/T 97.1 12	4	
12	92000126	Shim	6	
13	50007957	Sliding Block	2	
14	92000169	Insert	4	

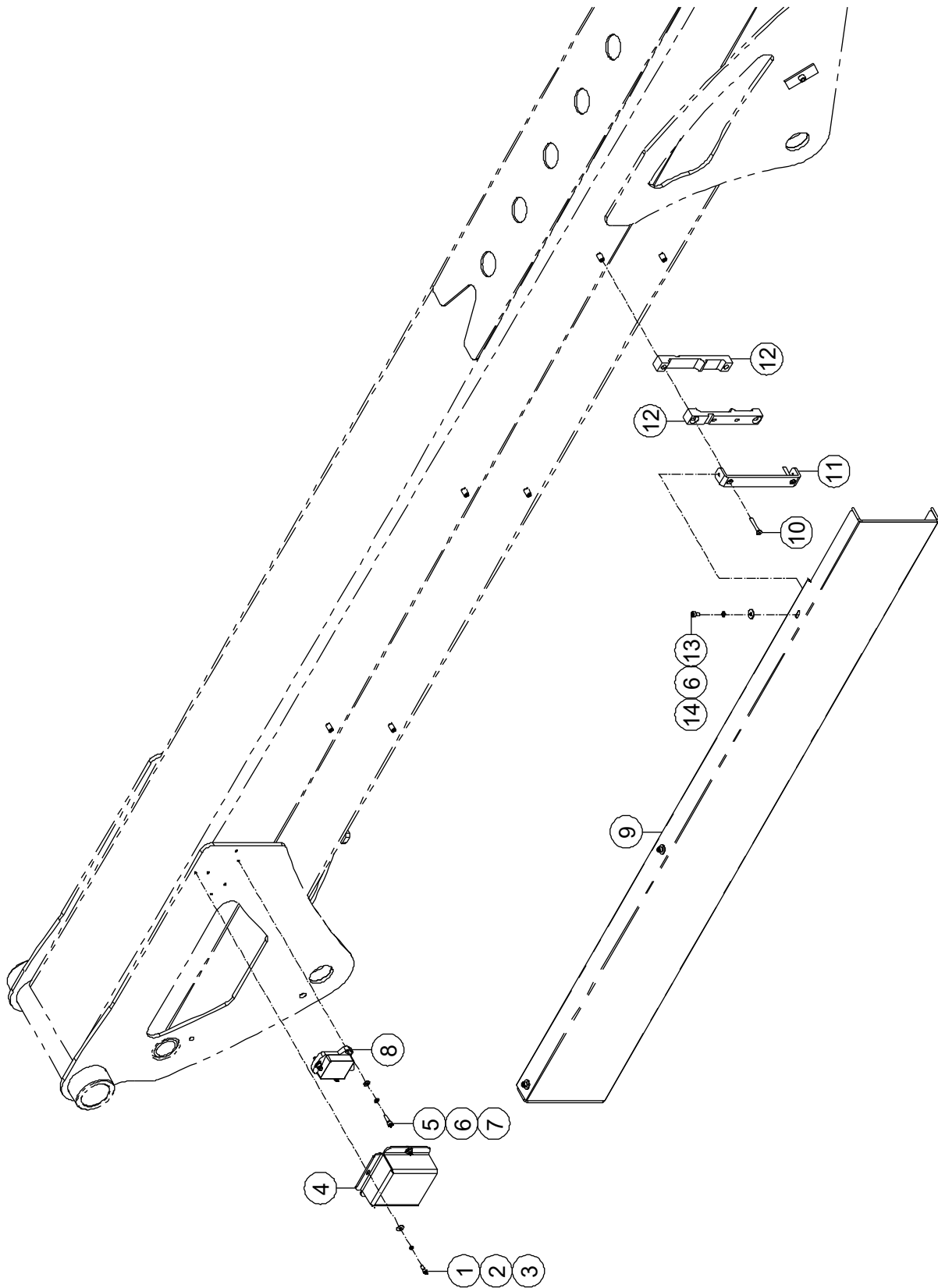
3-10 Base Boom Accessories Installations 1 (BT22CRT2)



3-10 Base Boom Accessories Installations 1 (BT22CRT2)

Item	Part Number	Description	Qty.	Remark
1	92101946	Cover	2	
2	00000830	Screw GB/T 70.3 M6×16	8	
3	00010740	Sensor, Angle	1	
4	00000774	Screw GB/T 70 M6 × 20	3	
5	00000621	Spring Washer GB/T 93 6	3	
6	00000620	Flat Washer GB/T 97.1 6	3	
7	50000468	Cover, Sensor	1	
8	00001252	Screw GB/T 70 M5 × 12	3	
9	00000606	Spring Washer GB/T 93 5	3	
10	00003545	Flat Washer GB/T 96.1 5	3	

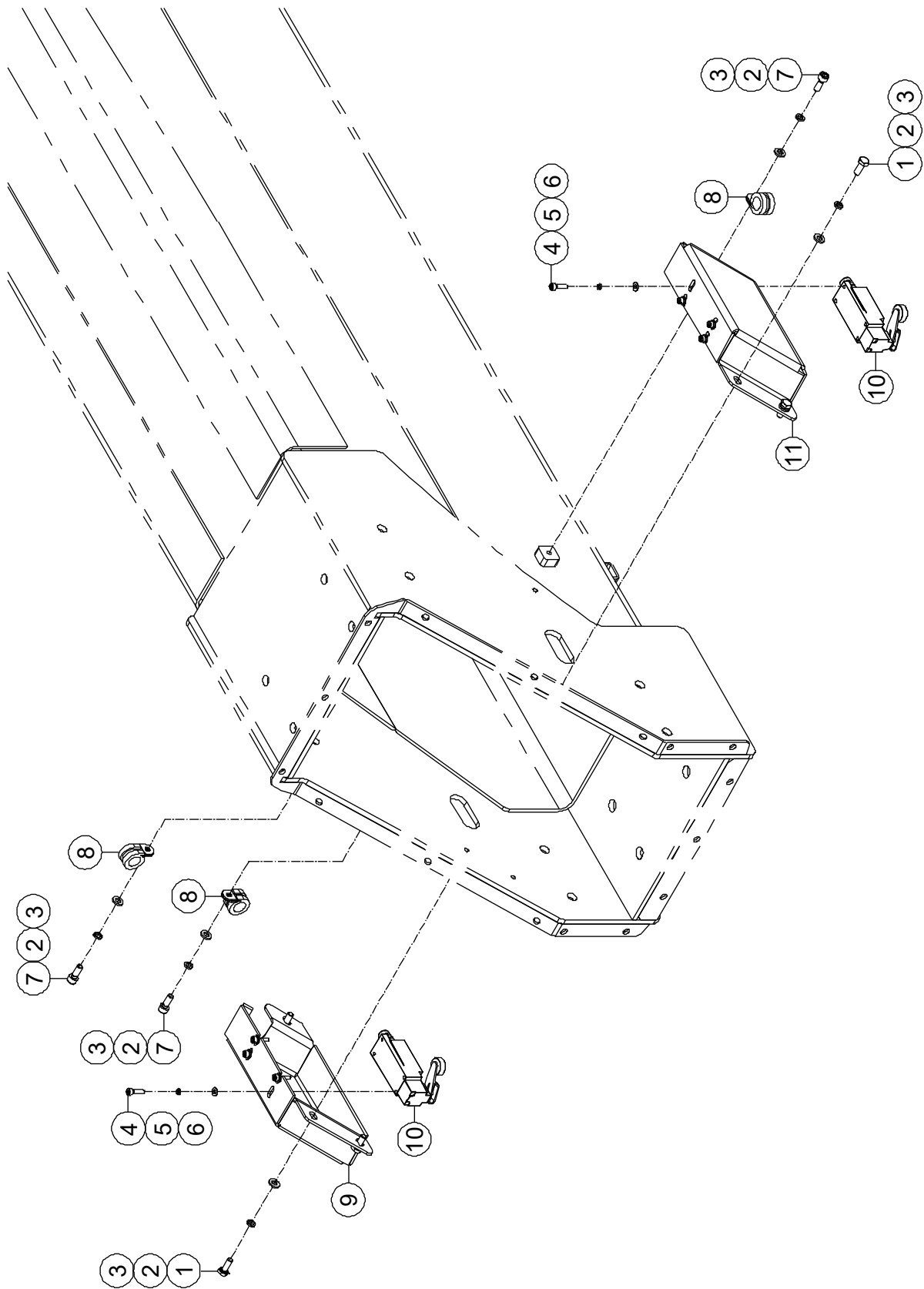
3-11 Base Boom Accessories Installations 1 (BT20CRT2, BT18CRT2, BT16CRT2)



3-11 Base Boom Accessories Installations 1 (BT20CRT2, BT18CRT2, BT16CRT2)

Item	Part Number	Description	Qty.	Remark
1	00001252	Screw GB/T 70 M5 × 12	3	
2	00000606	Spring Washer GB/T 93 5	3	
3	00003545	Flat Washer GB/T 96.1 5	3	
4	50000468	Cover, Sensor	1	
5	00000774	Screw GB/T 70 M6 × 20	3	
6	00000621	Spring Washer GB/T 93 6	9	BT20CRT2 BT18CRT2
	00000621	Spring Washer GB/T 93 6	7	BT16CRT2
7	00000620	Flat Washer GB/T 97.1 6	3	
8	00010740	Sensor, Angle	1	
9	50007932	Cover	1	BT20CRT2
	50007999	Cover	1	BT18CRT2
	50008051	Cover	1	BT16CRT2
10	00000834	Screw GB/T 70.3 M6×40	6	BT20CRT2 BT18CRT2
	00000834	Screw GB/T 70.3 M6×40	4	BT16CRT2
11	50007931	Clamp	3	BT20CRT2 BT18CRT2
	50007931	Clamp	2	BT16CRT2
12	50007930	Plate	6	BT20CRT2 BT18CRT2
	50007930	Plate	4	BT16CRT2
13	00008512	Screw GB/T 70 M6 × 10	6	BT20CRT2 BT18CRT2
	00008512	Screw GB/T 70 M6 × 10	4	BT16CRT2
14	00002583	Flat Washer GB/T 96.1 6	6	BT20CRT2 BT18CRT2
	00002583	Flat Washer GB/T 96.1 6	4	BT16CRT2

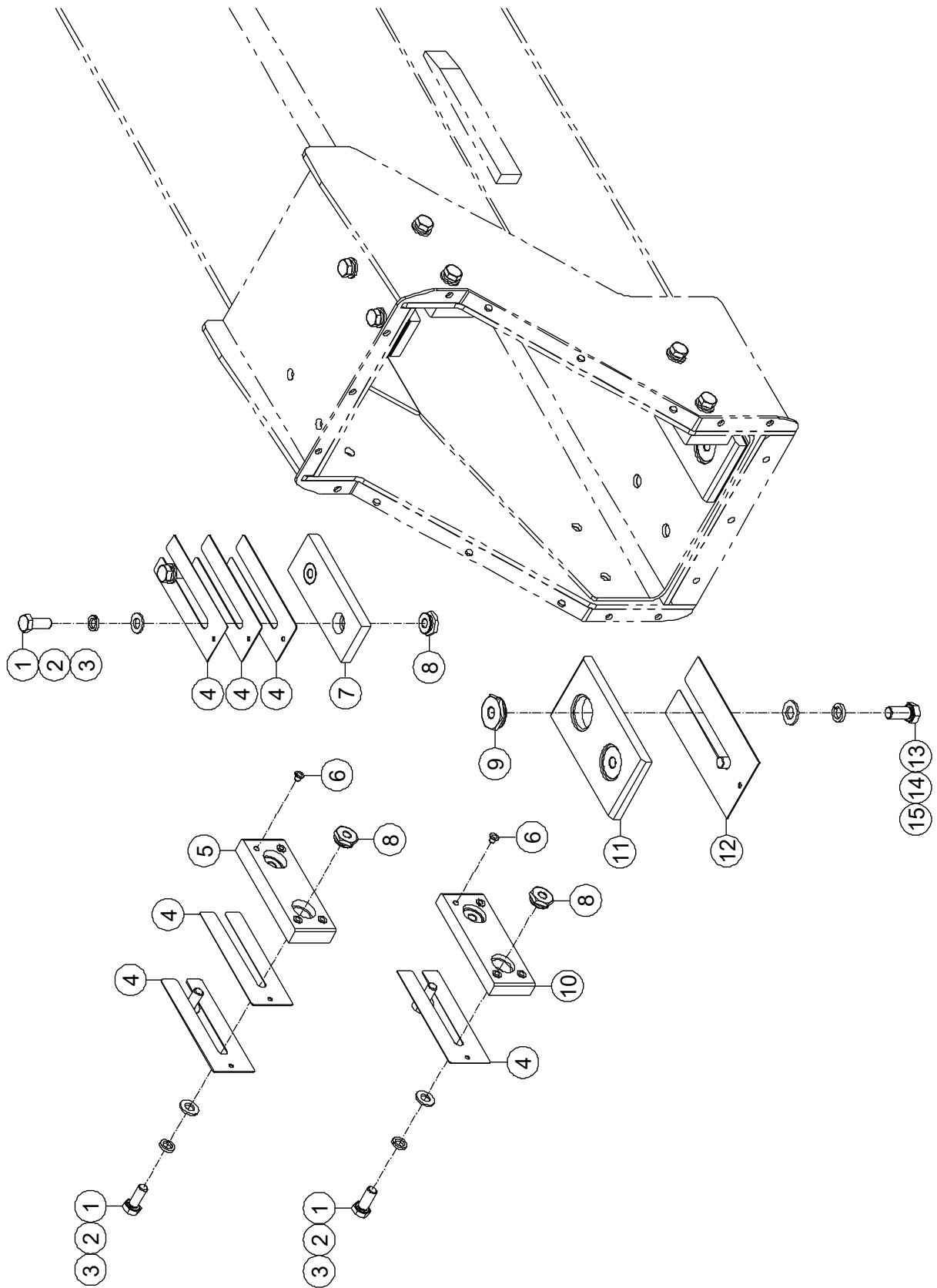
3-12 Base Boom Accessories Installations 2



3-12 Base Boom Accessories Installations 2

Item	Part Number	Description	Qty.	Remark
1	00000818	Bolt GB/T 5783 M6 × 16	6	
2	00000621	Spring Washer GB/T 93 6	8	BT22CRT2
	00000621	Spring Washer GB/T 93 6	9	BT20CRT2 BT18CRT2 BT16CRT2
3	00000620	Flat Washer GB/T 97.1 6	8	BT22CRT2
	00000620	Flat Washer GB/T 97.1 6	9	BT20CRT2 BT18CRT2 BT16CRT2
4	00000604	Screw GB/T 70.1 M4×16	8	
5	00000779	Spring Washer GB/T 93 4	8	
6	00000778	Flat Washer GB/T 97.1 4	8	
7	00000876	Screw GB/T 70 M6 × 16	2	BT22CRT2
	00000876	Screw GB/T 70 M6 × 16	3	BT20CRT2 BT18CRT2 BT16CRT2
8	92100579	Clamp	2	BT22CRT2
	92100579	Clamp	3	BT20CRT2 BT18CRT2 BT16CRT2
9	50005469	Plate, Bracket	1	
10	00000748	Switch, Limit	2	
11	50008820	Plate, Bracket	1	

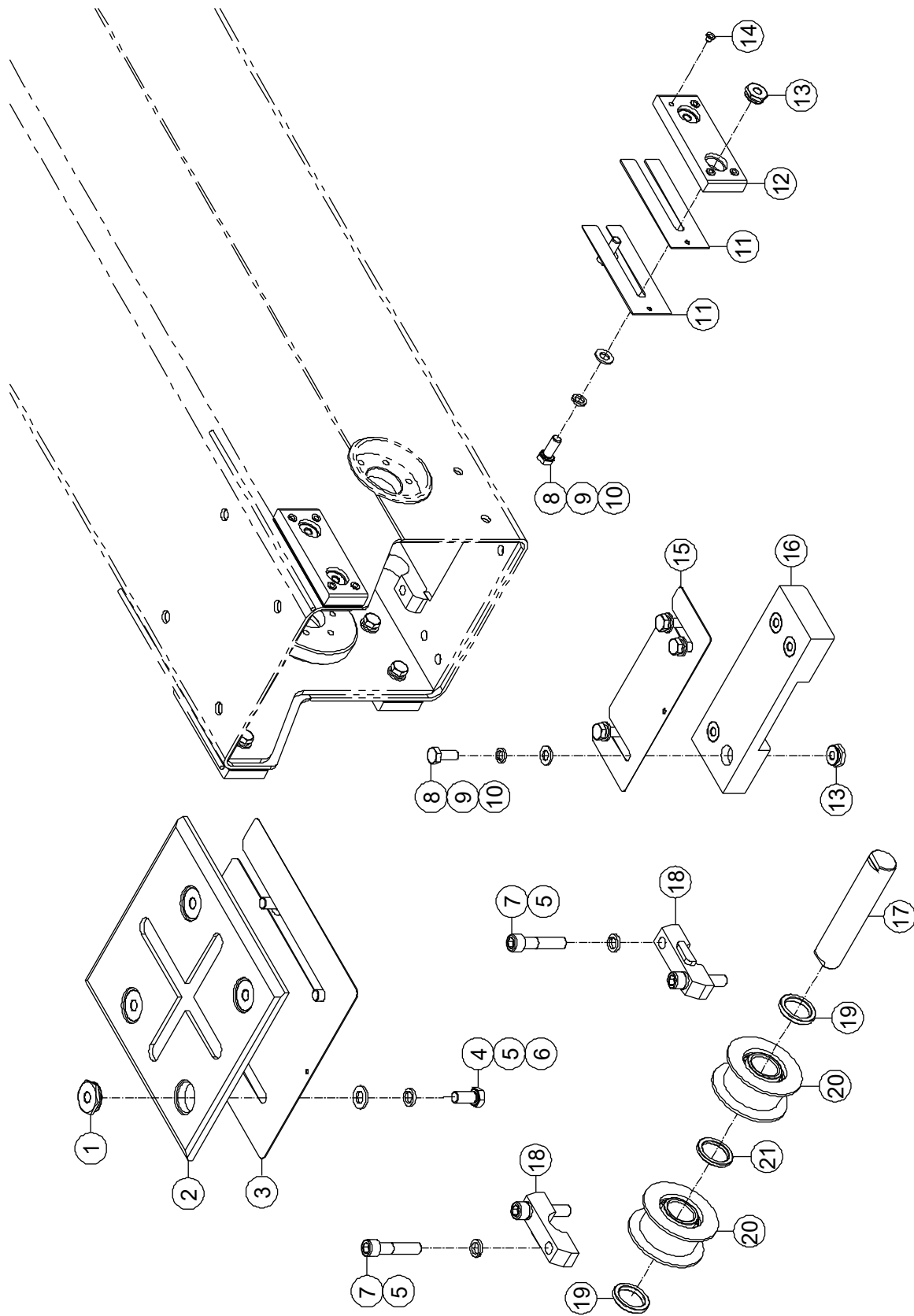
3-13 Second Boom Sliding Block Installations 1 (BT22CRT2)



3-13 Second Boom Sliding Block Installations 1 (BT22CRT2)

Item	Part Number	Description	Qty.	Remark
1	00000678	Bolt GB/T 5783 M10 × 25	12	
2	00000679	Spring Washer GB/T 93 10	12	
3	00000615	Flat Washer GB/T 97.1 10	12	
4	92029615	Shim	12	
5	92000141	Sliding Block	2	
6	92009458	Plug	16	
7	50007922	Sliding Block	2	
8	92000139	Insert	12	
9	92000169	Insert	4	
10	50009185	Sliding Block	2	
11	50009179	Sliding Block	2	
12	92000126	Shim	2	
13	00006121	Bolt GB/T 5786 M12×1.25 × 25	4	
14	00000815	Spring Washer GB/T 93 12	4	
15	00000814	Flat Washer GB/T 97.1 12	4	

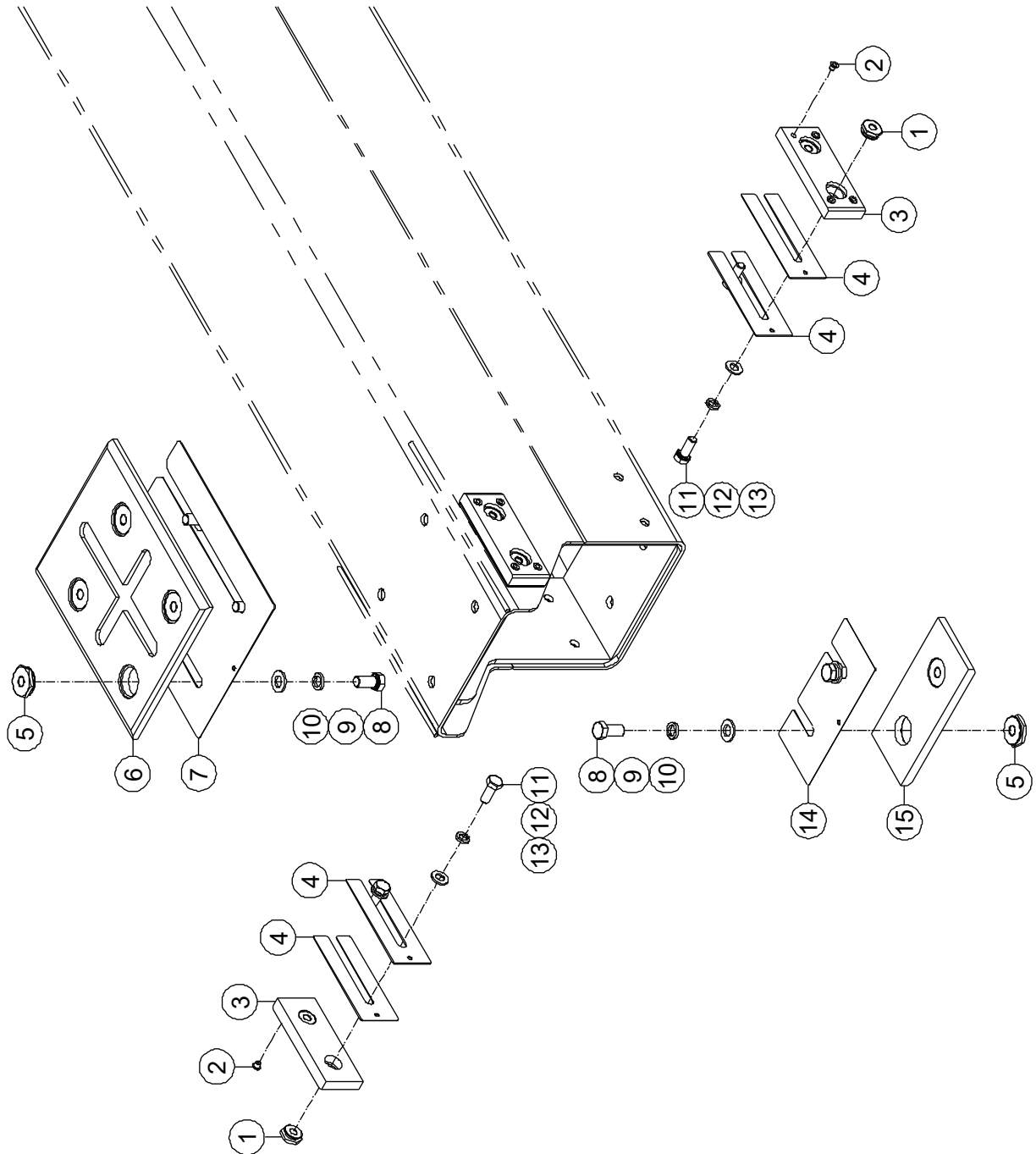
3-14 Second Boom Sliding Block Installations 2 (BT22CRT2)



3-14 Second Boom Sliding Block Installations 2 (BT22CRT2)

Item	Part Number	Description	Qty.	Remark
1	92000169	Insert	4	
2	50009182	Sliding Block	1	
3	50009183	Shim	1	
4	00006121	Bolt GB/T 5786 M12×1.25 × 25	4	
5	00000815	Spring Washer GB/T 93 12	8	
6	00000814	Flat Washer GB/T 97.1 12	4	
7	00001852	Screw GB/T 70 M12 × 55	4	
8	00000678	Bolt GB/T 5783 M10 × 25	12	
9	00000679	Spring Washer GB/T 93 10	12	
10	00000615	Flat Washer GB/T 97.1 10	12	
11	92029615	Shim	8	
12	92000143	Sliding Block	4	
13	92000139	Insert	12	
14	92009458	Plug	16	
15	50009152	Shim	1	
16	50009153	Sliding Block	1	
17	92029583	Pin, Pivot	1	
18	92029570	Lock	2	
19	50009264	Spacer	2	
20	92100221	Pulley Bearing	2	
21	50009170	Spacer	1	

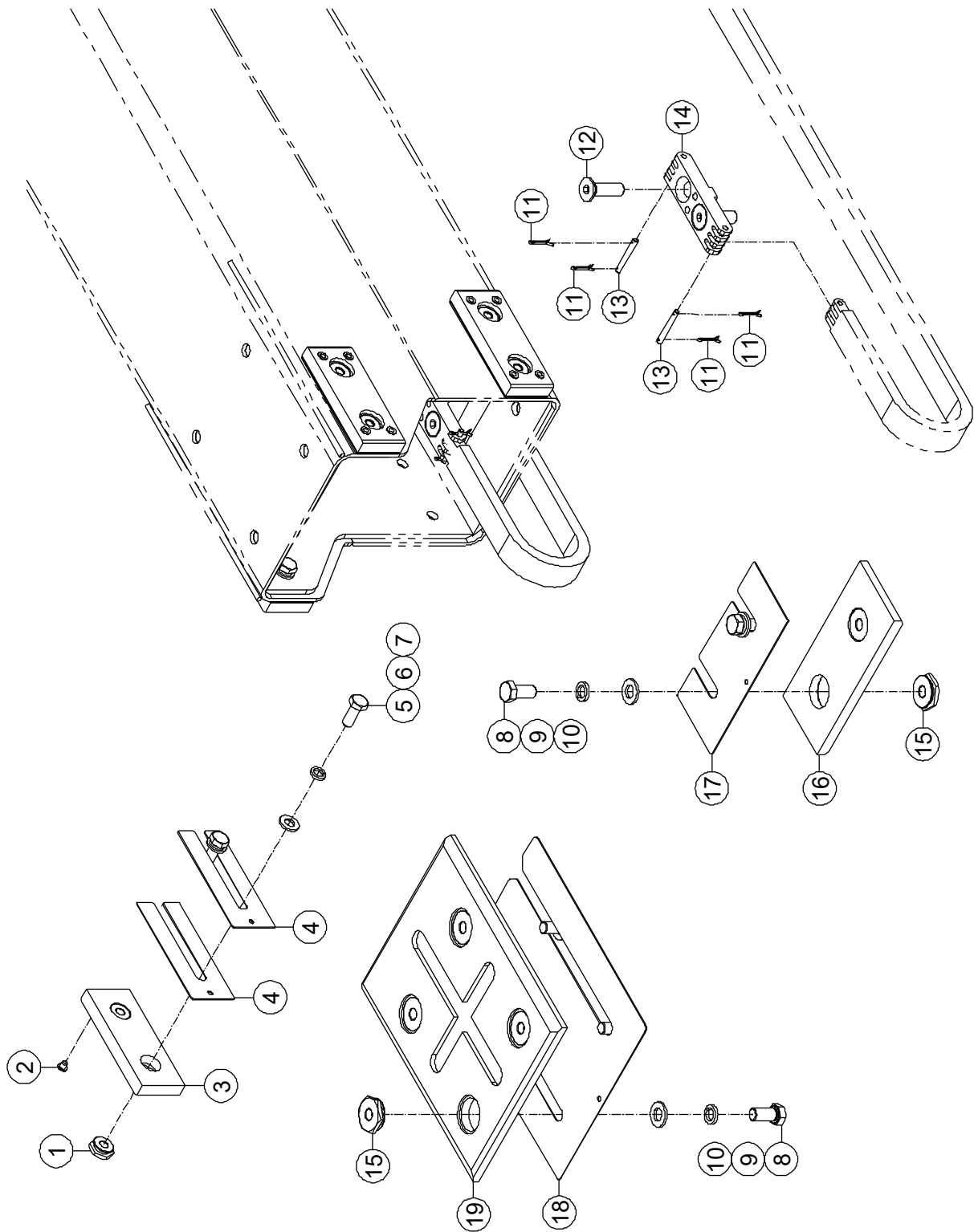
3-15 Second Boom Sliding Block Installations (BT20CRT2, BT18CRT2, BT16CRT2)



3-15 Second Boom Sliding Block Installations (BT20CRT2, BT18CRT2, BT16CRT2)

Item	Part Number	Description	Qty.	Remark
1	92000139	Insert	8	
2	92009458	Plug	16	
3	92000143	Sliding Block	4	
4	92029615	Plug	8	
5	92000169	Insert	6	
6	50007924	Sliding Block	1	
7	92000134	Plug	1	
8	00006121	Bolt GB/T 5786 M12×1.25 × 25	6	
9	00000815	Spring Washer GB/T 93 12	6	
10	00000814	Flat Washer GB/T 97.1 12	6	
11	00000678	Bolt GB/T 5783 M10 × 25	8	
12	00000679	Spring Washer GB/T 93 10	8	
13	00000615	Flat Washer GB/T 97.1 10	8	
14	92000120	Plug	1	
15	50007920	Sliding Block	1	

3-16 Third Boom Sliding Block Installations (BT22CRT2)



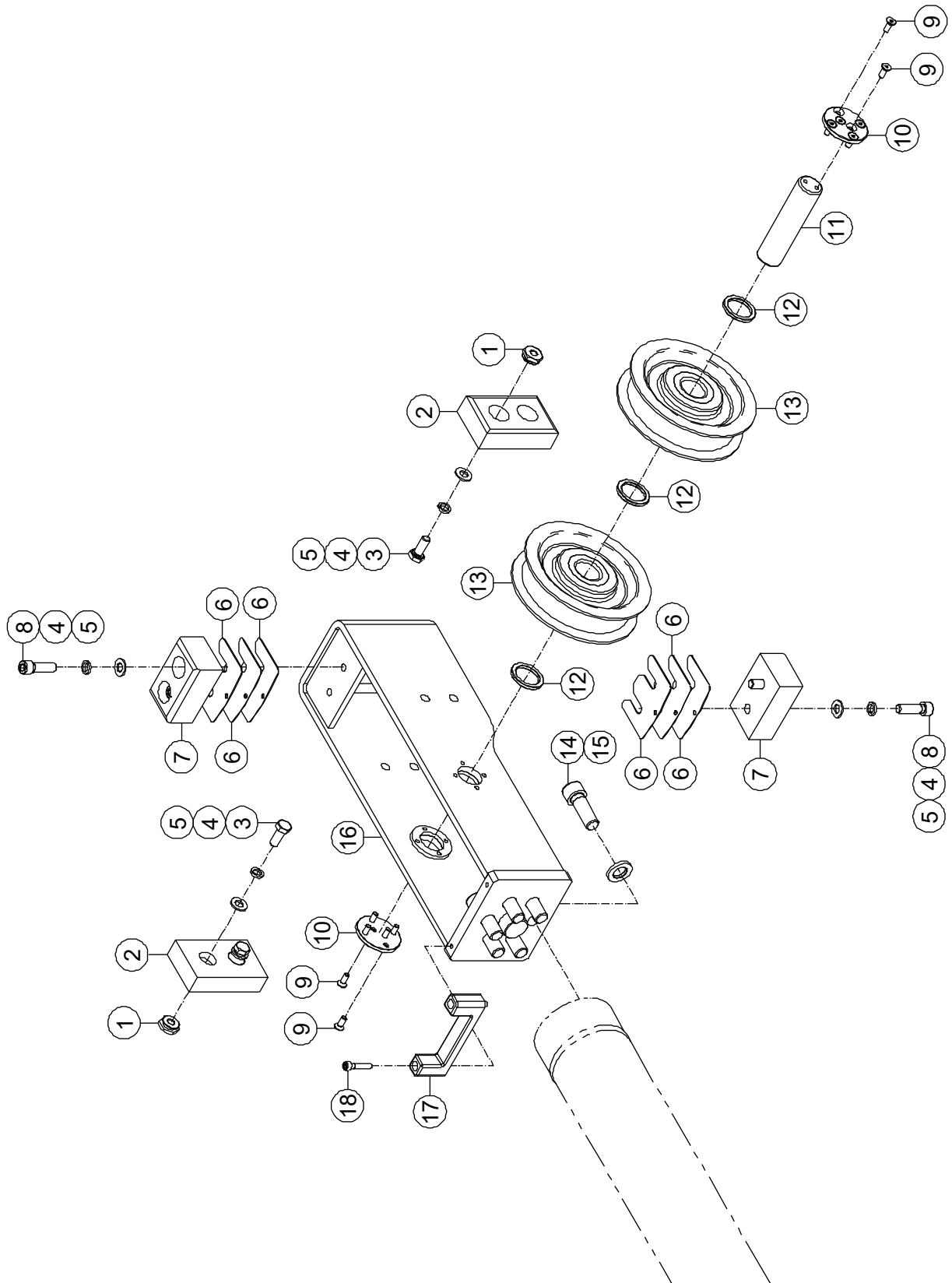
3-16 Third Boom Sliding Block Installations (BT22CRT2)

Item	Part Number	Description	Qty.	Remark
1	92000139	Insert	8	
2	92009458	Plug	16	
3	92000143	Sliding Block	4	
4	92029615	Shim	8	
5	00000678	Bolt GB/T 5783 M10 × 25	8	
6	00000679	Spring Washer GB/T 93 10	8	
7	00000615	Flat Washer GB/T 97.1 10	8	
8	00006121	Bolt GB/T 5786 M12×1.25 × 25	6	
9	00000815	Spring Washer GB/T 93 12	6	
10	00000814	Flat Washer GB/T 97.1 12	6	
11	00005753	Cotter Pin GB/T 91 2.5 × 20	8	
12	00000857	Screw GB/T 70.3 M12×40	4	
13	92029601	Pin	4	
14	92048429	Pull Chain	2	
15	92000169	Insert	6	
16	50007920	Sliding Block	1	
17	92000120	Shim	1	
18	92000134	Shim	1	
19	50007924	Sliding Block	1	

3-17 Telescopic System Installations (BT22CRT2)

Item	Part Number	Description	Qty.	Remark
1	00002527	Bolt GB/T 5782 M12 × 80	4	
2	00000815	Spring Washer GB/T 93 12	4	
3	00000814	Flat Washer GB/T 97.1 12	4	
4	92048326	Block	2	
5	00002555	Screw GB/T 70 M8 × 25	12	
6	00000609	Spring Washer GB/T 93 8	12	
7	00000608	Flat Washer GB/T 97.1 8	12	
8	50009255	Pin	2	
9	00002087	Cotter Pin GB/T 91 3.2 × 26	2	
10	00005753	Cotter Pin GB/T 91 2.5 × 20	4	
11	92029601	Pin	2	
12	92048417	Pull Chain	2	
13	50009269	Chain	2	
14	00001042	Screw GB/T 70 M6 × 30	2	
15	50009177	Guide plate	1	
16		Telescopic Cylinder Assembly (<i>Refer to 5-5</i>)	1	
17	93300552	Plate	2	
18	00003167	Proximity Switch	2	
19	00000604	Screw GB/T 70.1 M4×16	4	
20	00000743	Bolt GB/T 5783 M6 × 20	4	
21	00000621	Spring Washer GB/T 93 6	4	
22	00000620	Flat Washer GB/T 97.1 6	4	
23	50009175	Bolt	2	
24	00001102	Washer 16 JB/ZQ 4080-2006	2	
25	00002587	Nut GB/T 6170 M18	2	
26	00002588	Nut GB/T 6172.1 M18	2	
27	50009174	Plate	1	

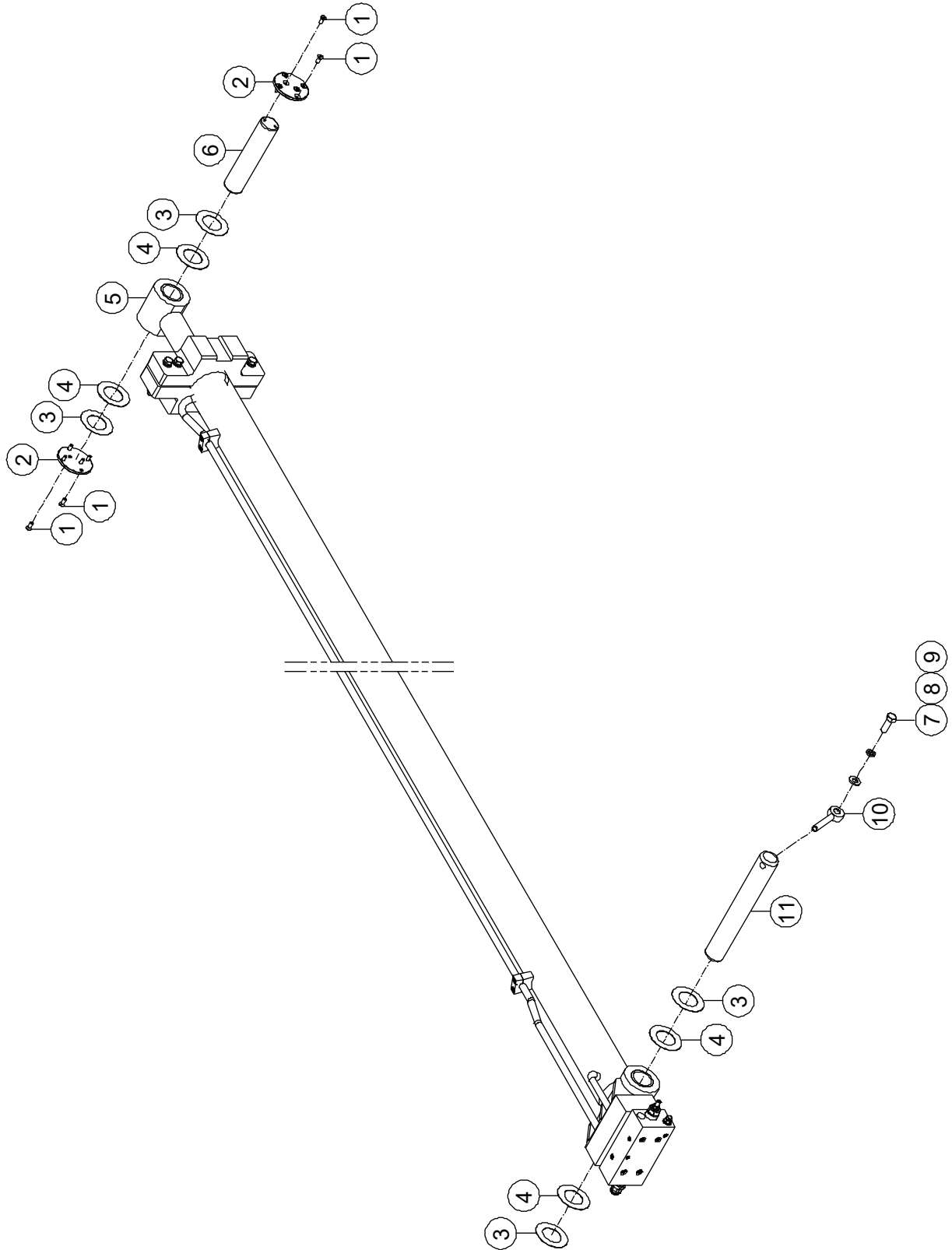
3-18 Telescopic Cylinder Assembly Accessories Installations (BT22CRT2)



3-18 Telescopic Cylinder Assembly Accessories Installations (BT22CRT2)

Item	Part Number	Description	Qty.	Remark
1	92000139	Insert	4	
2	50009161	Sliding Block	2	
3	00000678	Bolt GB/T 5783 M10 × 25	4	
4	00000679	Spring Washer GB/T 93 10	8	
5	00000615	Flat Washer GB/T 97.1 10	8	
6	50009158	Shim	6	
7	50009159	Sliding Block	2	
8	00002238	Screw GB/T 70 M10 × 35	4	
9	00000830	Screw GB/T 70.3 M6×16	12	
10	50009169	Cover	2	
11	00011646	893C-30119 Pin, Pivot	1	
12	50009170	Spacer	3	
13	50009171	Pulley Bearing	2	
14	00002460	Screw GB/T 70 M16 × 45	6	
15	00001102	Washer 16 JB/ZQ 4080-2006	6	
16	50009162	Pulley Mount, Extension Cable	1	
17	50009177	Guide plate	1	
18	00001042	Screw GB/T 70 M6 × 30	2	

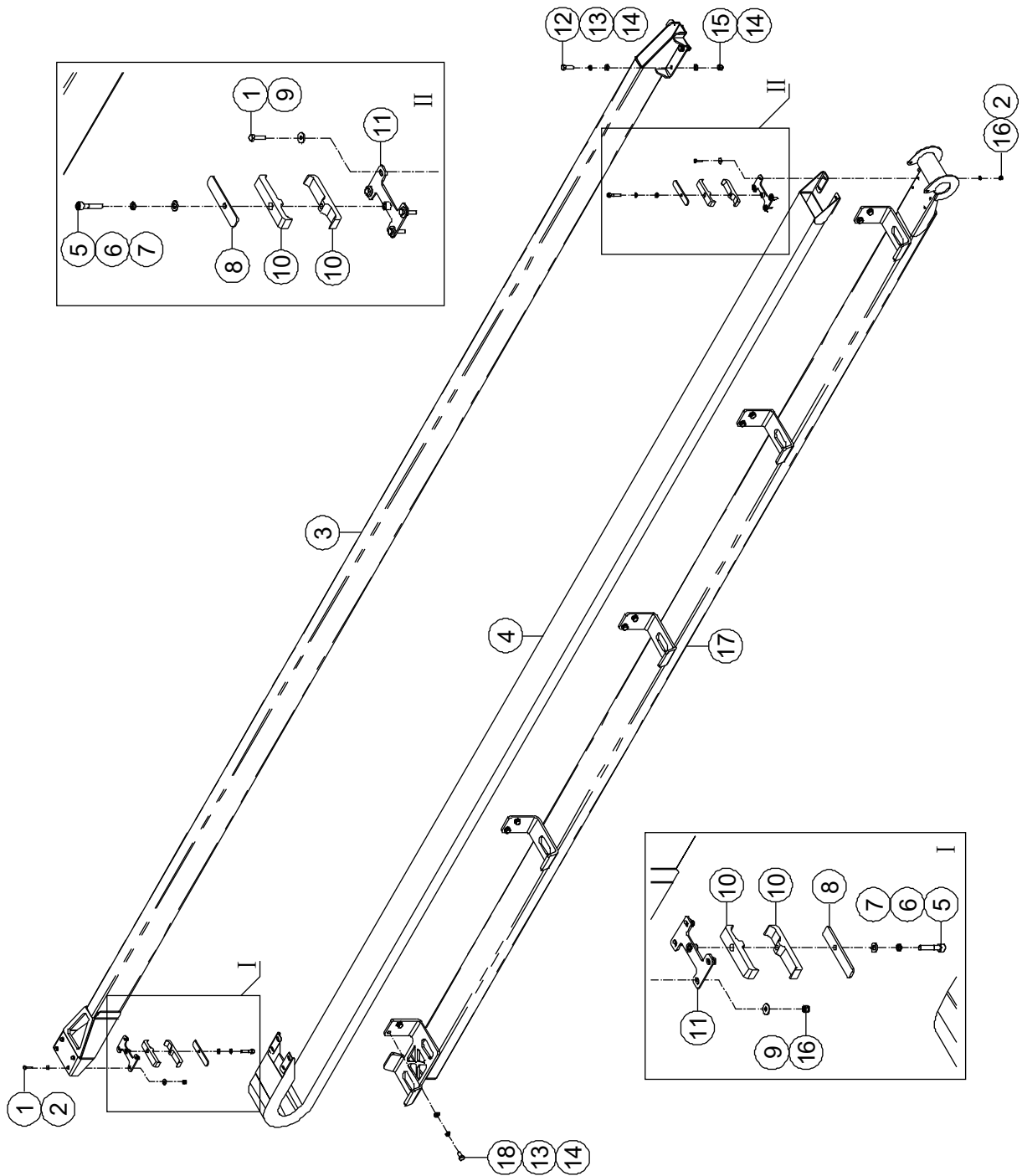
3-19 Telescope Cylinder Assembly Installations (BT20CRT2, BT18CRT2, BT16CRT2)



3-19 Telescope Cylinder Assembly Installations (BT20CRT2, BT18CRT2, BT16CRT2)

Item	Part Number	Description	Qty.	Remark
1	00000830	Screw GB/T 70.3 M6×16	12	
2	50000448	Cover	2	
3	92029979	Shim	4	
4	92029978	Shim	4	
5		Telescopic Cylinder Assembly (<i>Refer to 5-6</i>)	1	
6	00010252	893C-40180 Pin, Pivot	1	
7	00002046	Bolt GB/T 5783 M12 × 35	1	
8	00000815	Spring Washer GB/T 93 12	1	
9	00000814	Flat Washer GB/T 97.1 12	1	
10	00002464	8902-12085 Pin, Lock	1	
11	00010247	895-40265 Pin, Pivot	1	

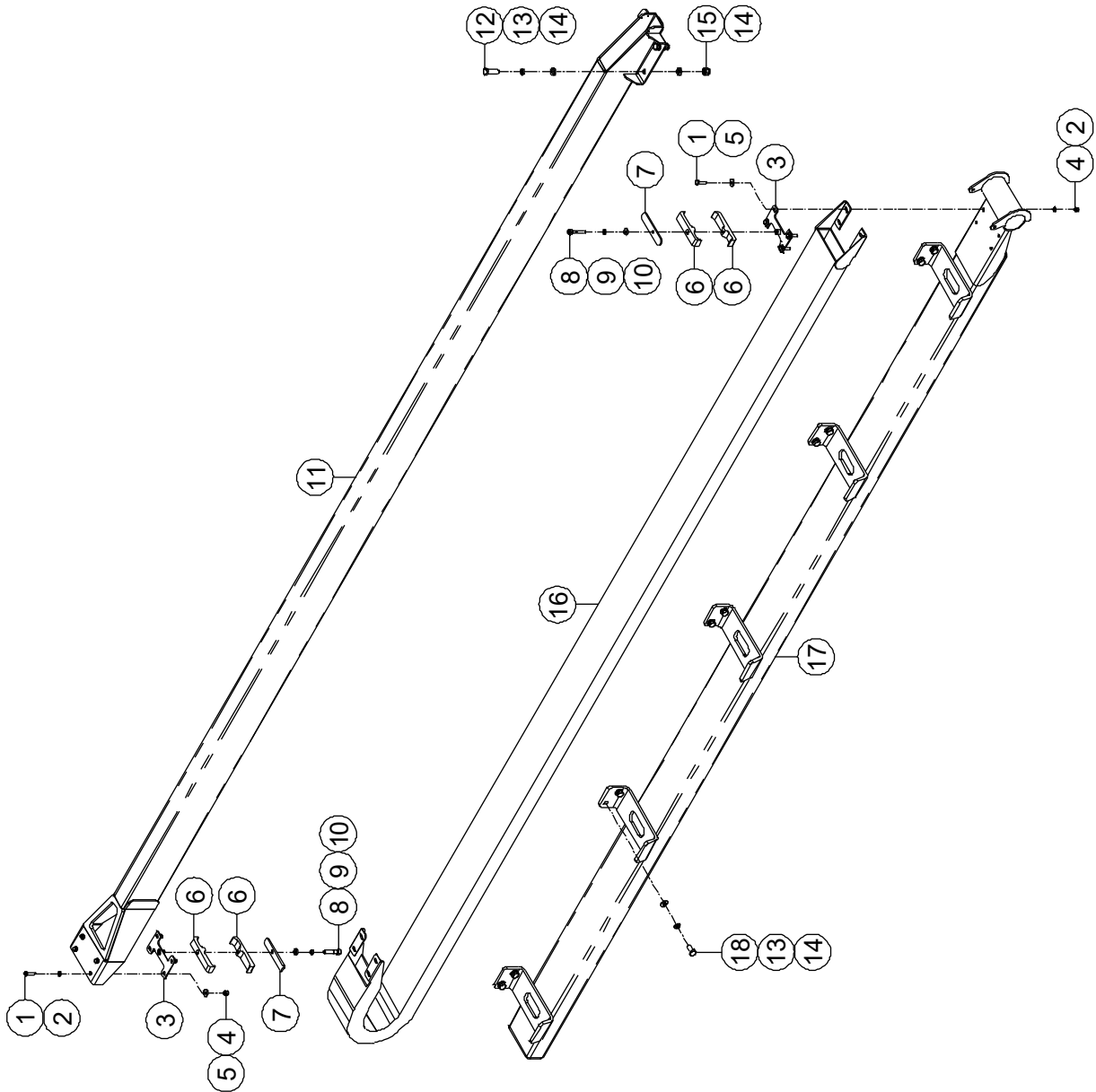
3-20 Carrier System Installations 1 (BT22CRT2)



3-20 Carrier System Installations 1 (BT22CRT2)

Item	Part Number	Description	Qty.	Remark
1	00000619	Bolt GB/T 5783 M6 × 25	8	
2	00000620	Flat Washer GB/T 97.1 6	8	
3	50009248	Support	1	
4	50009250	Chain	1	
5	00000744	Screw GB/T 70 M8 × 40	2	
6	00000609	Spring Washer GB/T 93 8	2	
7	00000608	Flat Washer GB/T 97.1 8	2	
8	50000368	Plate	2	
9	00002583	Flat Washer GB/T 96.1 6	8	
10	50000367	Clamp	4	
11	50000364	Plate, Weldment	2	
12	00000684	Bolt GB/T 5783 M10 × 35	4	
13	00000679	Spring Washer GB/T 93 10	14	
14	00000615	Flat Washer GB/T 97.1 10	18	
15	00000682	Nut GB/T 889.1 M10	4	
16	00000742	Nut GB/T 889.1 M6	8	
17	50009244	Support	1	
18	00000674	Bolt GB/T 5783 M10 × 20	10	

3-21 Carrier System Installations 1 (BT20CRT2, BT18CRT2, BT16CRT2)



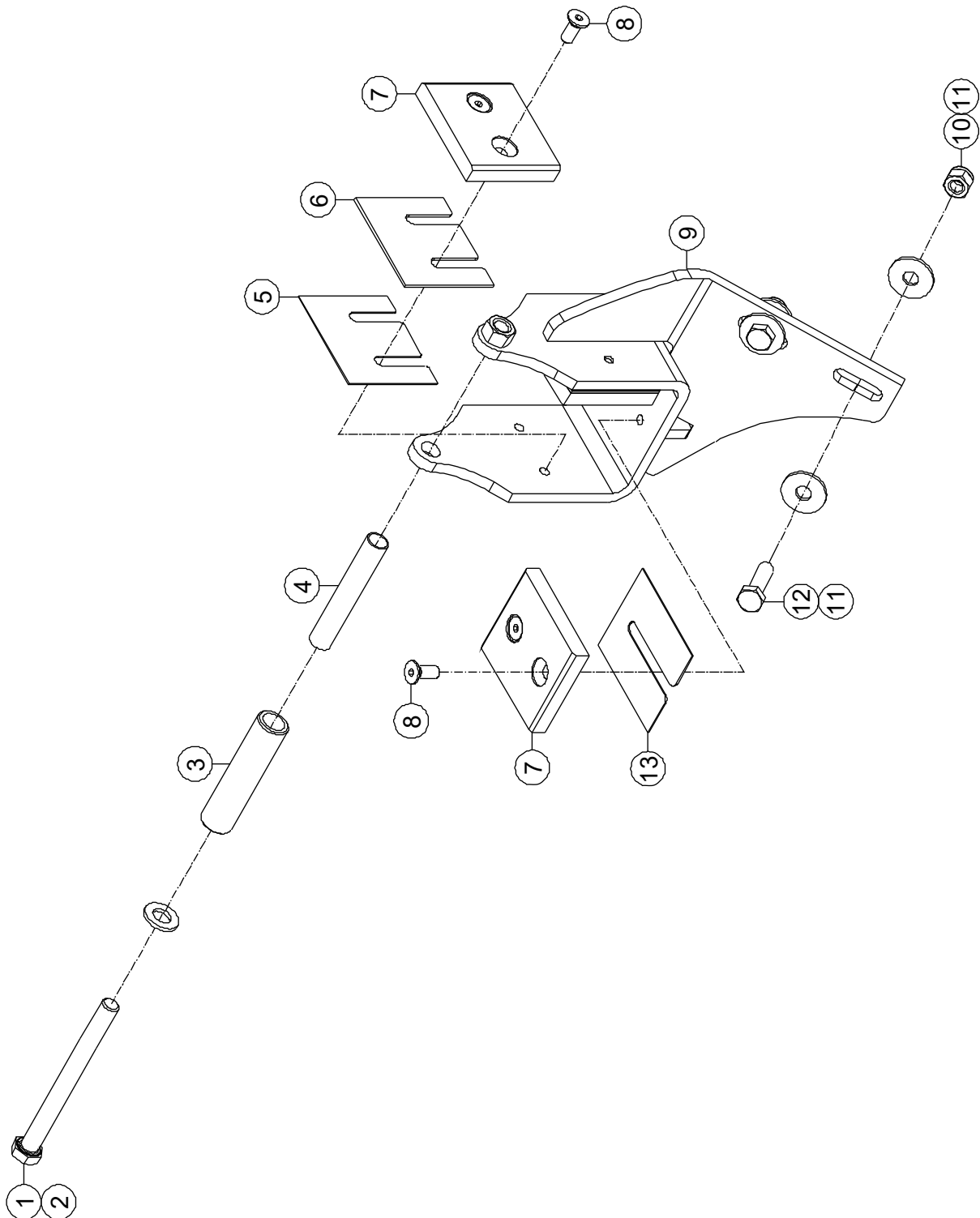
3-21 Carrier System Installations 1 (BT20CRT2, BT18CRT2, BT16CRT2)

Item	Part Number	Description	Qty.	Remark
1	00000619	Bolt GB/T 5783 M6 × 25	8	
2	00000620	Flat Washer GB/T 97.1 6	8	
3	50000364	Plate, Weldment	2	
4	00000742	Nut GB/T 889.1 M6	8	
5	00002583	Flat Washer GB/T 96.1 6	8	
6	50000367	Clamp	4	
7	50000368	Plate	2	
8	00000744	Screw GB/T 70 M8 × 40	2	
9	00000609	Spring Washer GB/T 93 8	2	
10	00000608	Flat Washer GB/T 97.1 8	2	
11	50007838	Support	1	BT20CRT2
	50008018	Support	1	BT18CRT2
	50008043	Support	1	BT16CRT2
12	00000684	Bolt GB/T 5783 M10 × 35	4	
13	00000679	Spring Washer GB/T 93 10	14	BT20CRT2
	00000679	Spring Washer GB/T 93 10	12	BT18CRT2
	00000679	Spring Washer GB/T 93 10	10	BT16CRT2
14	00000615	Flat Washer GB/T 97.1 10	18	BT20CRT2
	00000615	Flat Washer GB/T 97.1 10	16	BT18CRT2
	00000615	Flat Washer GB/T 97.1 10	14	BT16CRT2
15	00000682	Nut GB/T 889.1 M10	4	
16	50007847	Chain	1	BT20CRT2
	50008020	Chain	1	BT18CRT2
	50008045	Chain	1	BT16CRT2
17	50007845	Support	1	BT20CRT2
	50008016	Support	1	BT18CRT2
	50008041	Support	1	BT16CRT2
18	00000674	Bolt GB/T 5783 M10 × 20	10	BT20CRT2

**3-21 Carrier System Installations (BT20CRT2, BT18CRT2,
BT16CRT2) (Continued)**

Item	Part Number	Description	Qty.	Remark
18	00000674	Bolt GB/T 5783 M10 × 20	8	BT18CRT2
	00000674	Bolt GB/T 5783 M10 × 20	6	BT16CRT2

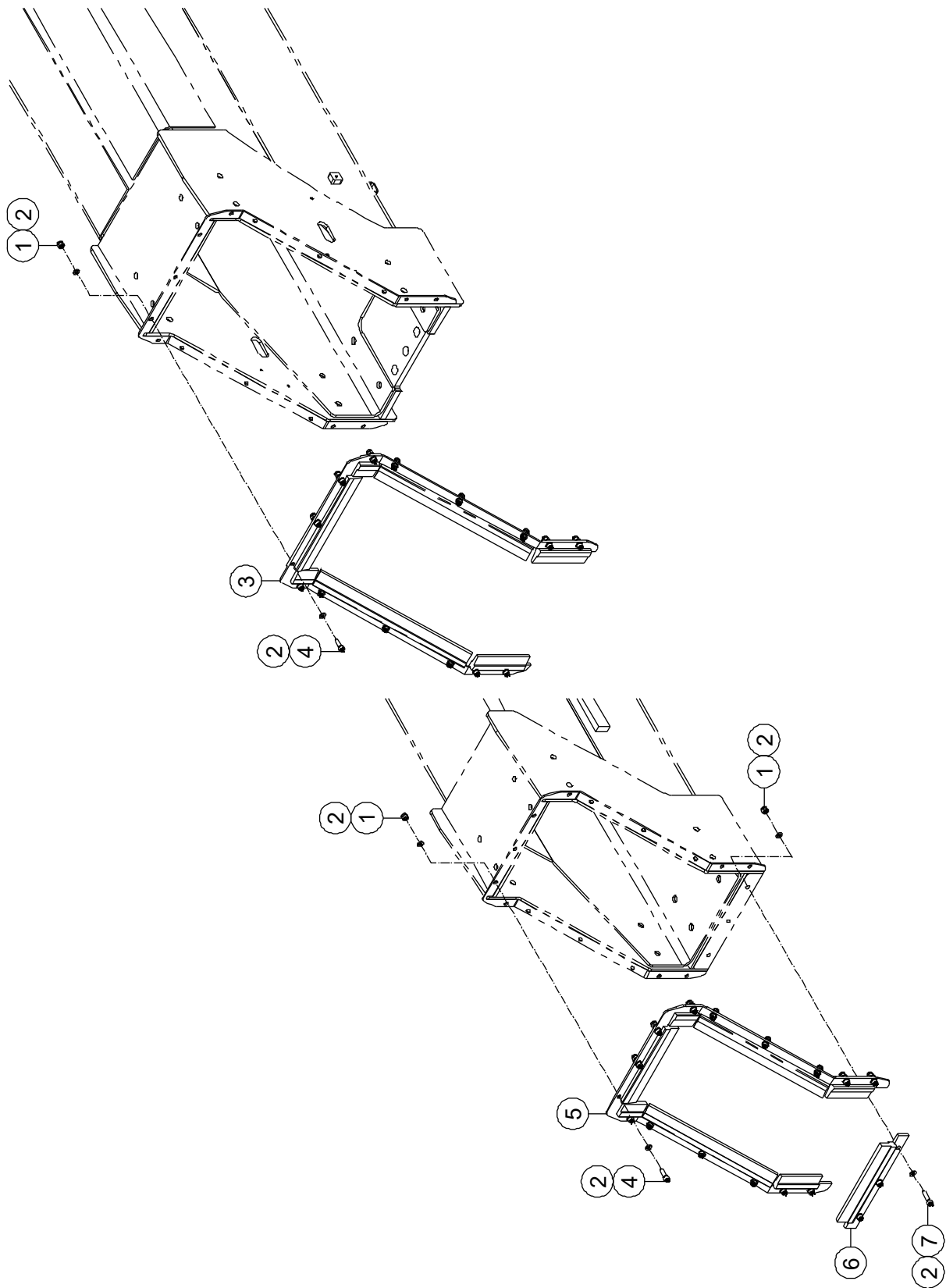
3-22 Carrier System Installations 2 (BT22CRT2)



3-22 Carrier System Installations 2 (BT22CRT2)

Item	Part Number	Description	Qty.	Remark
1	00002012	Bolt GB/T 5782 M12 × 130	1	
2	00000814	Flat Washer GB/T 97.1 12	1	
3	50009257	Roller	1	
4	50009258	Roller	1	
5	92048401	Shim	2	
6	92048402	Shim	2	
7	92048393	Sliding Block	3	
8	00000765	Screw GB/T 70.3 M8×20	6	
9	50009259	Support	1	
10	00000623	Nut GB/T 6182 M10	2	
11	00001028	Flat Washer GB/T 96.1 10	4	
12	00000684	Bolt GB/T 5783 M10 × 35	2	
13	92048396	Shim	1	

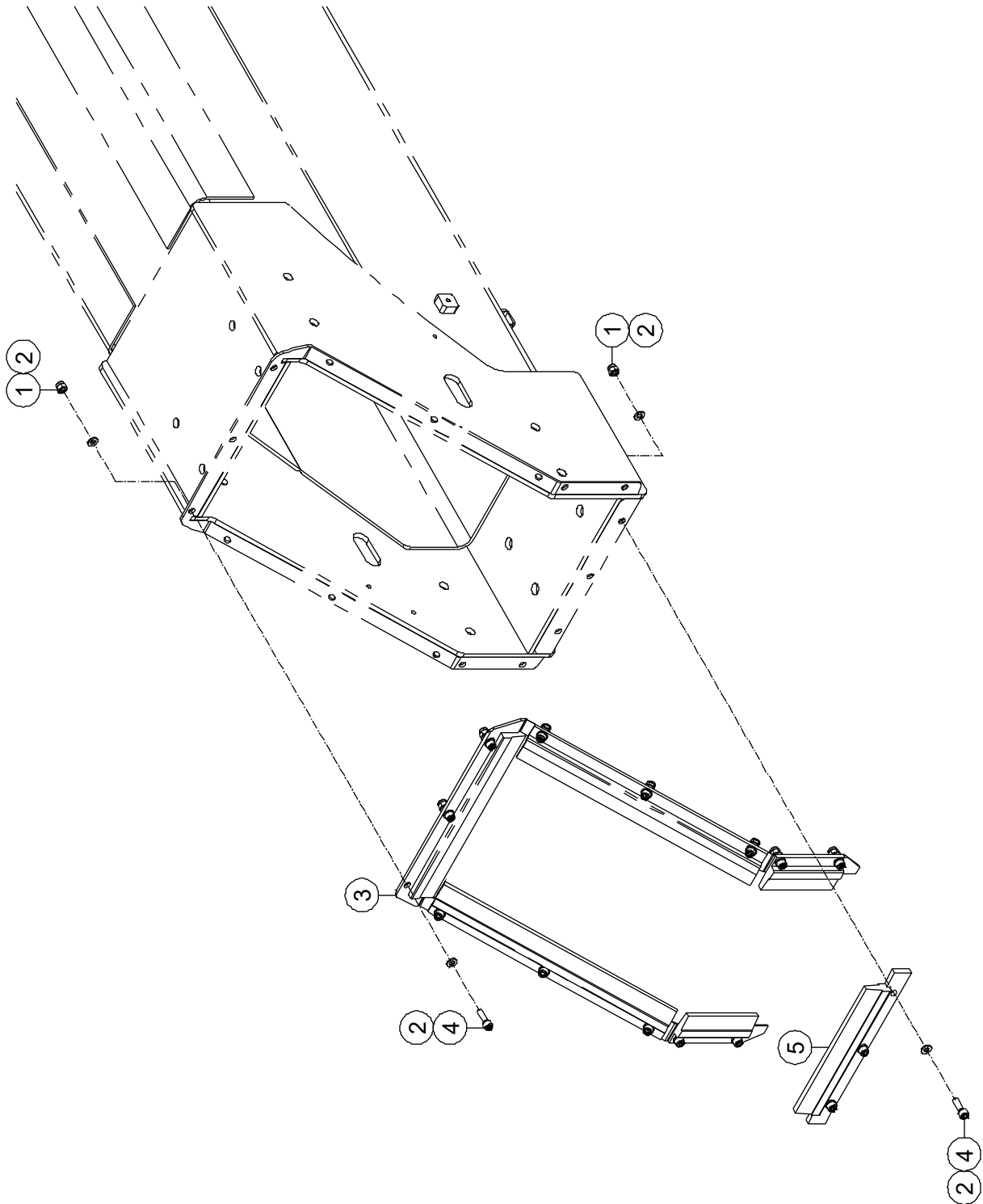
3-23 Boom Shield Installations (BT22CRT2)



3-23 Boom Shield Installations (BT22CRT2)

Item	Part Number	Description	Qty.	Remark
1	00001033	Nut GB/T 6182 M6	33	
2	00000620	Flat Washer GB/T 97.1 6	66	
3	50009265	Guard	1	
4	00000774	Screw GB/T 70 M6 × 20	30	
5	50009266	Guard	1	
6	50007960	Guard	1	
7	00001034	Screw GB/T 70 M6 × 25	3	

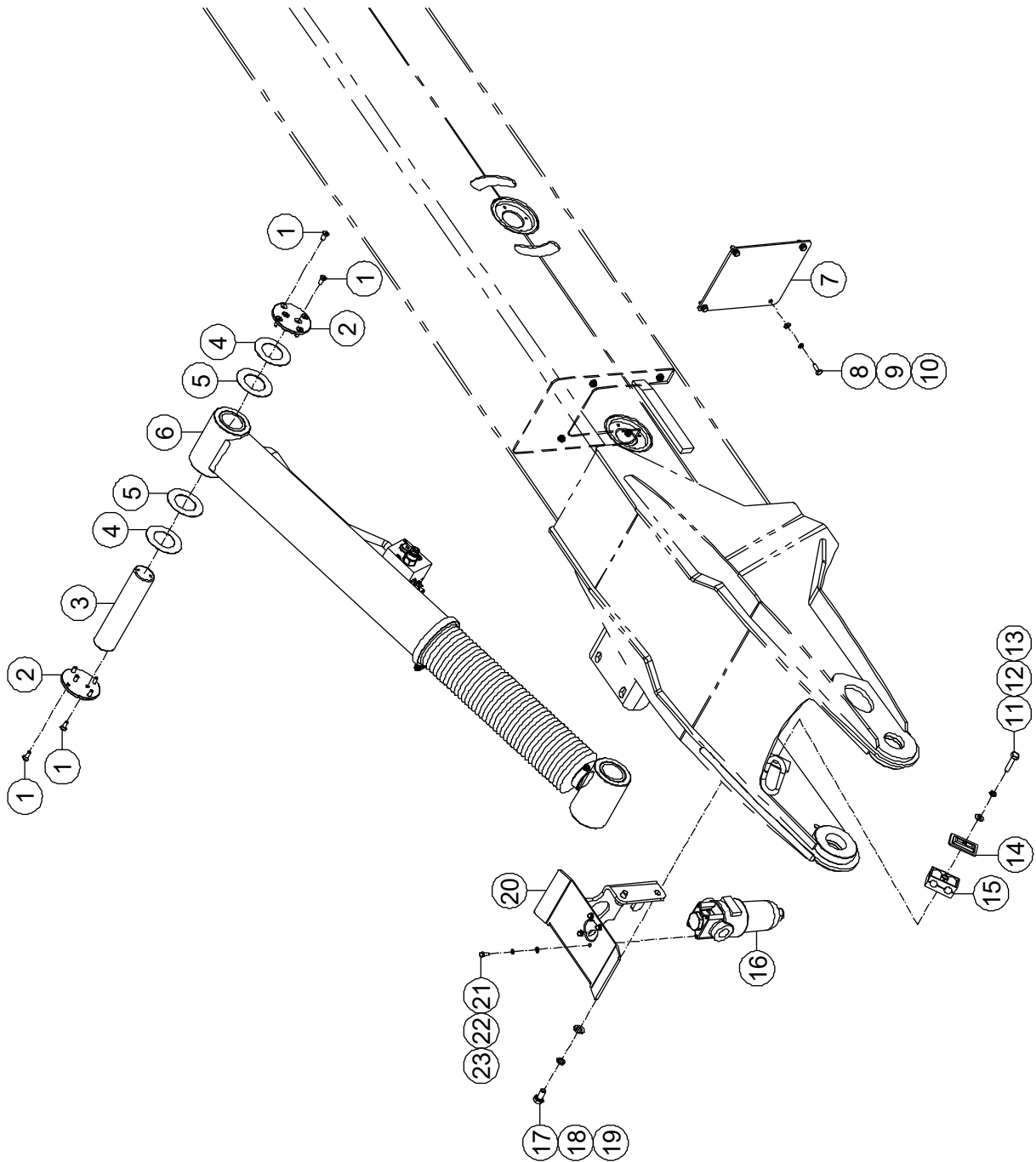
3-24 Boom Shield Installations (BT20CRT2, BT18CRT2, BT16CRT2)



**3-24 Boom Shield Installations (BT20CRT2, BT18CRT2,
BT16CRT2)**

Item	Part Number	Description	Qty.	Remark
1	00001033	Nut GB/T 6182 M6	16	
2	00000620	Flat Washer GB/T 97.1 6	32	
3	50007927	Guard	1	
4	00000774	Screw GB/T 70 M6 × 20	16	
5	50007960	Guard	1	

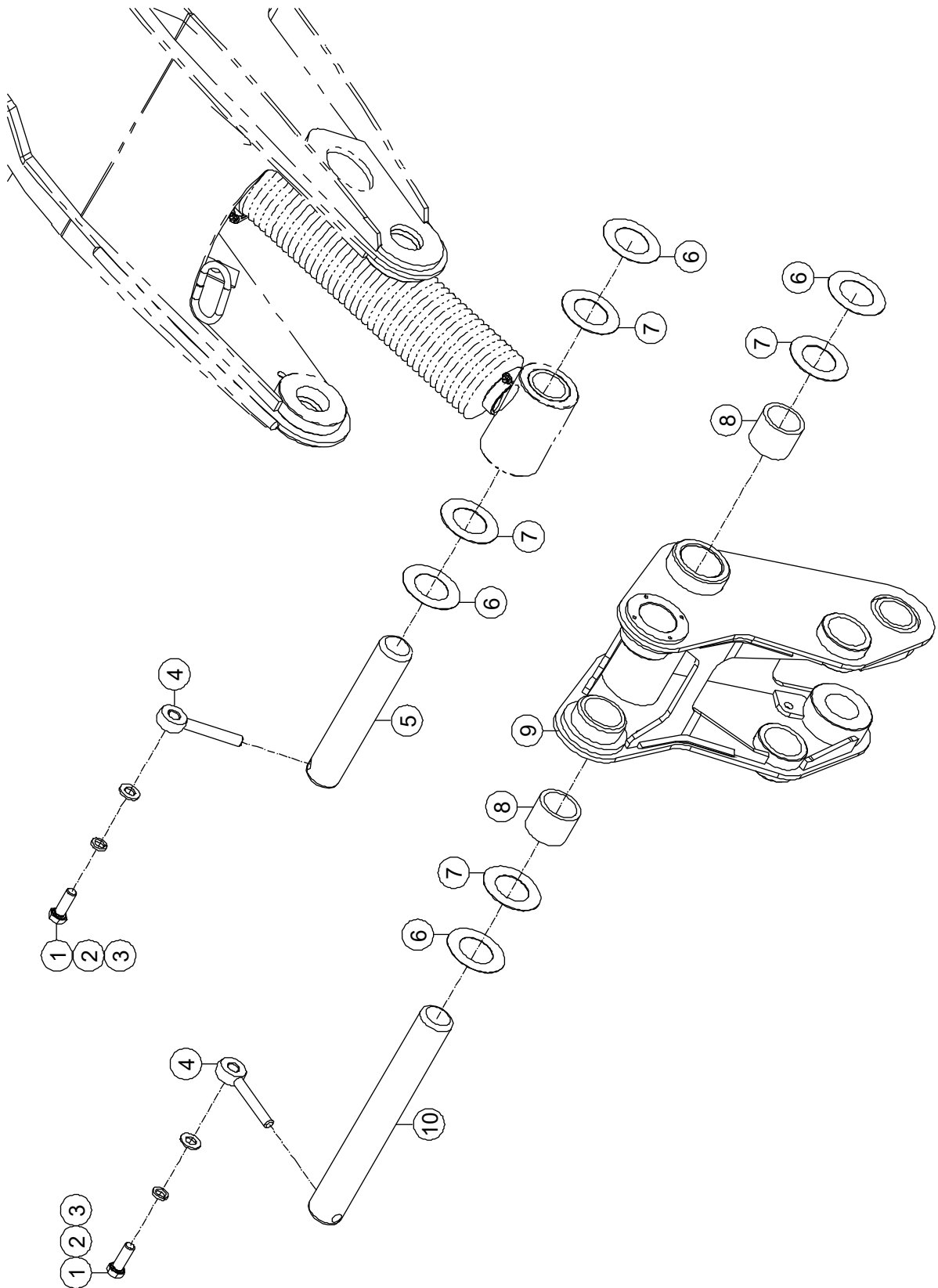
3-25 JIB Leveling Cylinder Assembly Installations



3-25 JIB Leveling Cylinder Assembly Installations

Item	Part Number	Description	Qty.	Remark
1	00000830	Screw GB/T 70.3 M6×16	12	
2	50000448	Cover	2	
3	00010252	893C-40180 Pin, Pivot	1	
4	92029979	Shim	2	
5	92029978	Shim	2	
6		JIB Leveling Cylinder Assembly (<i>Refer to 5-7</i>)	1	
7	50007914	Cover	1	
8	00000818	Bolt GB/T 5783 M6 × 16	4	
9	00000621	Spring Washer GB/T 93 6	4	
10	00000620	Flat Washer GB/T 97.1 6	4	
11	00002488	Bolt GB/T 5783 M8 × 35	1	
12	00000609	Spring Washer GB/T 93 8	1	
13	00000608	Flat Washer GB/T 97.1 8	1	
14	90001243	Plate	1	
15	00008962	Clamp	1	
16	93000393	Pressure Filter	1	
17	00000674	Bolt GB/T 5783 M10 × 20	2	
18	00000679	Spring Washer GB/T 93 10	2	
19	00000615	Flat Washer GB/T 97.1 10	2	
20	50007947	Support	1	
21	00002246	Bolt GB/T 5783 M5 × 12	4	
22	00000606	Spring Washer GB/T 93 5	4	
23	00000605	Flat Washer GB/T 97.1 5	4	

3-26 Telescopic Boom and Articulating JIB Installations



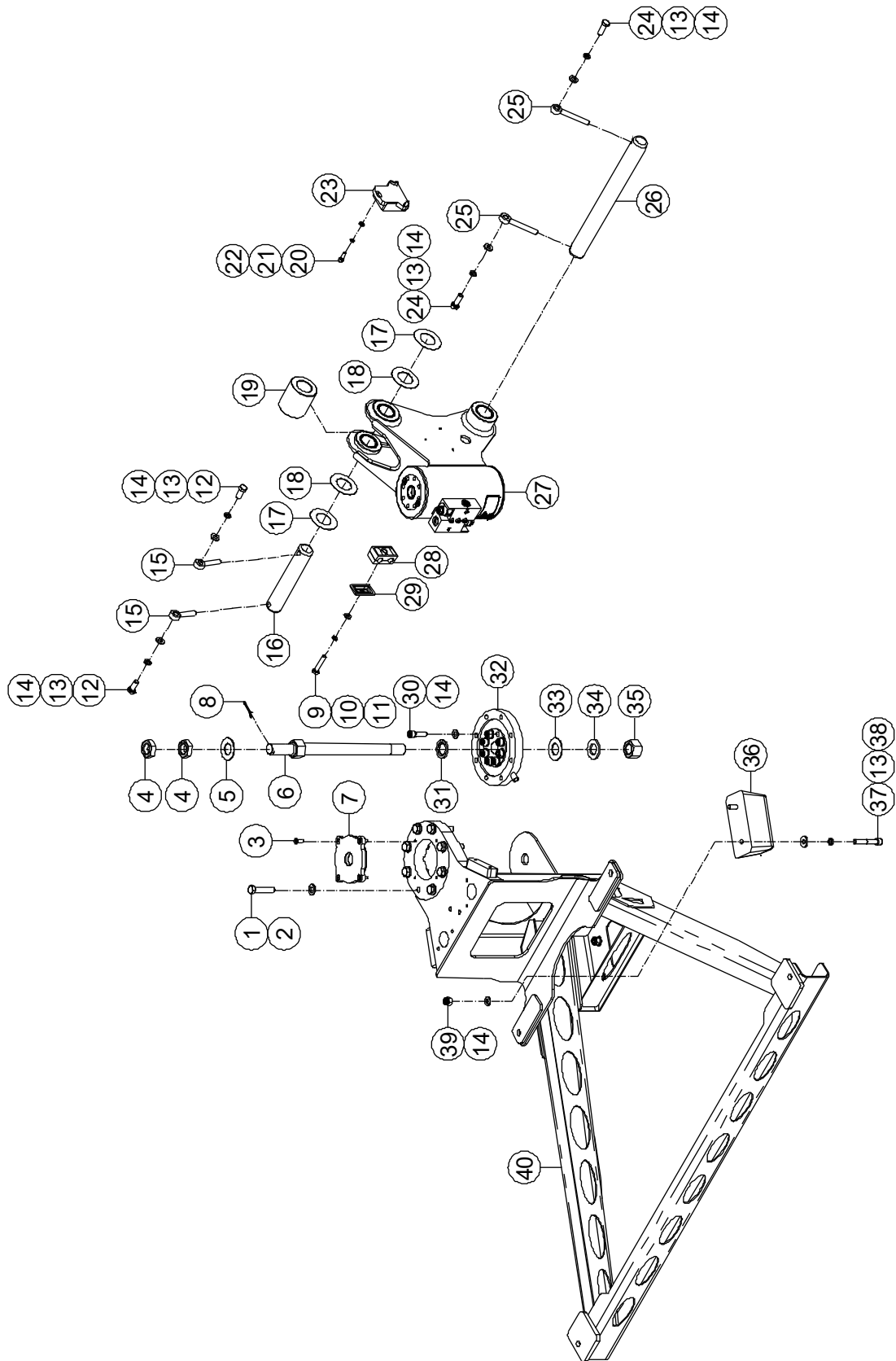
3-26 Telescopic Boom and Articulating JIB Installations

Item	Part Number	Description	Qty.	Remark
1	00002046	Bolt GB/T 5783 M12 × 35	2	
2	00000815	Spring Washer GB/T 93 12	2	
3	00000814	Flat Washer GB/T 97.1 12	2	
4	00002464	8902-12085 Pin, Lock	2	
5	00010245	895-40195 Pin, Pivot	1	
6	92029979	Shim	4	
7	92029978	Shim	4	
8	00000419	8813-405040 Sleeve Bearing	2	
9	50008071	Junction	1	
10	00010249	895-40300 Pin, Pivot	1	

3-27 Articulating JIB Installations

Item	Part Number	Description	Qty.	Remark
1	00001249	Nut GB/T 6182 M12	1	
2	00000814	Flat Washer GB/T 97.1 12	3	
3	50009103	Pin, Pivot	1	
4	00002182	Screw GB/T 70 M12 × 90	1	
5	50007717	Shim	6	
6	50007716	Shim	6	
7	00009802	8812-354030 Sleeve Bearing	2	
8	00001252	Screw GB/T 70 M5 × 12	4	
9	00001054	Screw GB/T 70 M4 × 12	2	
10	00000778	Flat Washer GB/T 97.1 4	2	
11	50009104	Housing	1	
12	00000644	Sensor, Rotary	1	
13	50009105	Plate	1	
14	00000416	8813-354535 Sleeve Bearing	4	
15	50009107	Cover	1	
16	00005240	Screw GB/T 70 M5 × 8	4	
17	00010232	897-35330 Pin, Pivot	1	
18	00000683	Bolt GB/T 5783 M10 × 30	2	
19	00000679	Spring Washer GB/T 93 10	2	
20	00000615	Flat Washer GB/T 97.1 10	2	
21	00000220	8902-10080 Pin, Lock	2	
22	50007692	Linker, Lower	2	
23		JIB Lifting Cylinder Assembly (<i>Refer to 5-8</i>)	1	
24	00002059	Bolt GB/T 5783 M12 × 30	1	
25	00000815	Spring Washer GB/T 93 12	1	
26	00011946	895-35110 Pin, Pivot	1	
27	00002464	8902-12085 Pin, Lock	1	
28	50010148	Linker, Upper	1	

3-28 Rotate Cylinder Assembly Installations



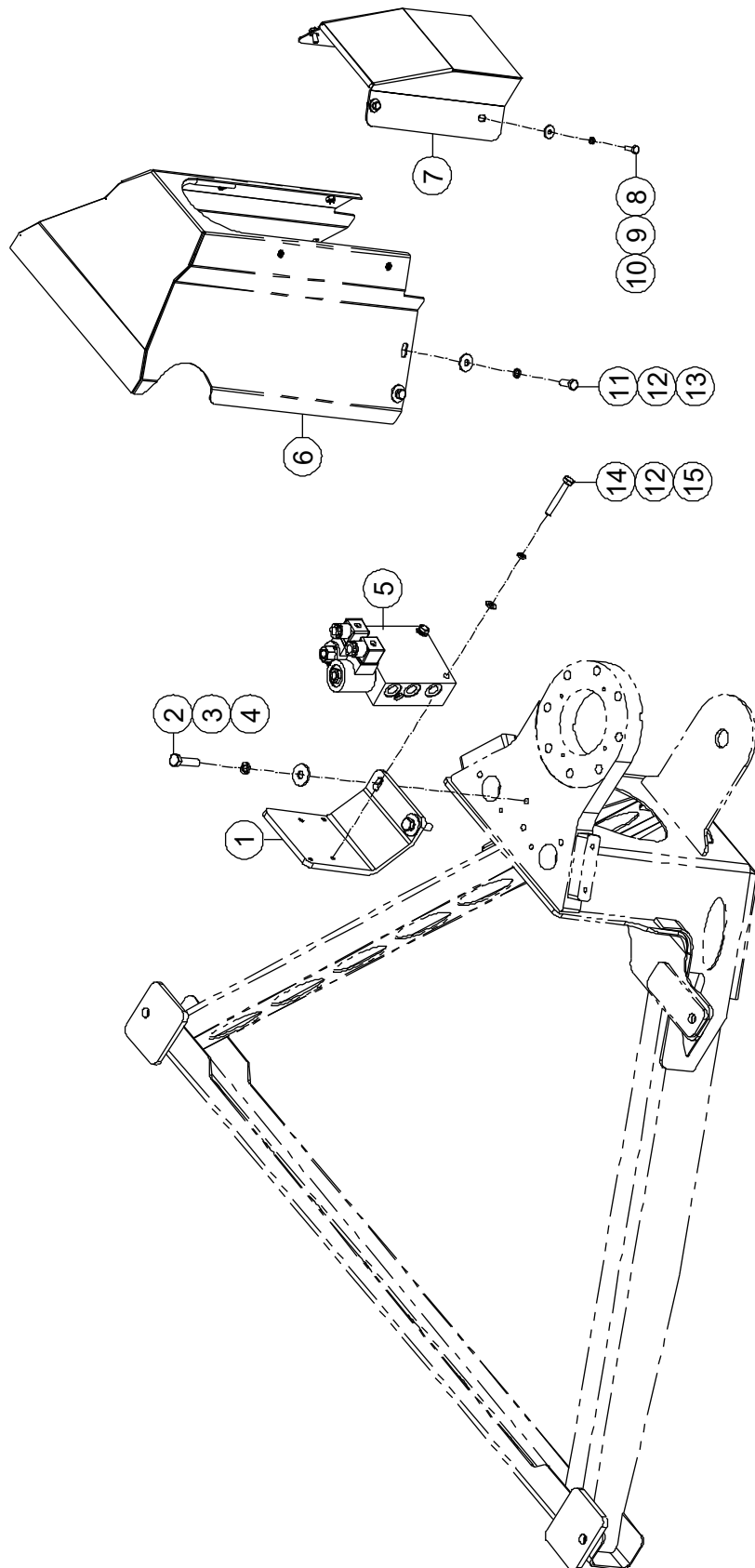
3-28 Rotate Cylinder Assembly Installations

Item	Part Number	Description	Qty.	Remark
1	00002923	Bolt GB/T 5783 M12 × 55	8	
2	00000814	Flat Washer GB/T 97.1 12	8	
3	00000831	Screw GB/T 70.3 M6×20	4	
4	00007853	Nut GB/T 6173 M24×2	2	
5	00007974	Disc Spring B 50 GB/T 1972	1	
6	92100986	Pin, Pivot	1	
7	92100987	Cover	1	
8	00002405	Cotter Pin GB/T 91 4 × 32	1	
9	00002607	Bolt GB/T 5783 M8 × 45	1	
10	00000609	Spring Washer GB/T 93 8	1	
11	00000608	Flat Washer GB/T 97.1 8	1	
12	00000678	Bolt GB/T 5783 M10 × 25	2	
13	00000679	Spring Washer GB/T 93 10	8	
14	00000615	Flat Washer GB/T 97.1 10	16	
15	00000219	8902-10060 Pin, Lock	2	
16	00011945	897-35162 Pin, Pivot	1	
17	50007717	Shim	2	
18	50007716	Shim	2	
19	50010159	Spacer	1	
20	00000774	Screw GB/T 70 M6 × 20	3	
21	00000621	Spring Washer GB/T 93 6	3	
22	00000620	Flat Washer GB/T 97.1 6	3	
23	00002916	Angle sensor	1	
24	00000683	Bolt GB/T 5783 M10 × 30	2	
25	00000220	8902-10080 Pin, Lock	2	
26	00010232	897-35330 Pin, Pivot	1	
27	00010220	Rotate Cylinder Assembly	1	
28	00008962	Clam	1	
29	90001243	Plate	1	

3-28 Rotate Cylinder Assembly Installations (Continued)

Item	Part Number	Description	Qty.	Remark
30	00002238	Screw GB/T 70 M10 × 35	8	
31	92100206	Washer	1	
32	00006204	Load Sensor	1	
33	92101369	Shim	1	
34	00001159	Flat Washer GB/T 97.1 24	1	
35	00006420	Nut GB/T 6176 M24×2	1	
36	10000041	Plate, Rubber	2	
37	00000614	Screw GB/T 70 M10 × 60	4	
38	92100049	Washer	4	
39	00000623	Nut GB/T 6182 M10	4	
40	92100269	Support	1	

3-29 Articulating JIB Valve Block Installations



3-29 Articulating JIB Valve Block Installations

Item	Part Number	Description	Qty.	Remark
1	50008807	Support	1	
2	00001041	Bolt GB/T 5783 M10 × 40	2	
3	00000679	Spring Washer GB/T 93 10	2	
4	00001028	Flat Washer GB/T 96.1 10	2	
5	00009256	Directional Valve Assembly (<i>Refer to 3-30</i>)	1	
6	92049154	Housing	1	
7	92101000	Housing	1	
8	00000818	Bolt GB/T 5783 M6 × 16	4	
9	00000621	Spring Washer GB/T 93 6	4	
10	00002583	Flat Washer GB/T 96.1 6	4	
11	00000875	Bolt GB/T 5783 M8 × 20	4	
12	00000609	Spring Washer GB/T 93 8	6	
13	00002000	Flat Washer GB/T 96.1 8	4	
14	00001985	Bolt GB/T 5782 M8 × 55	2	
15	00000608	Flat Washer GB/T 97.1 8	2	

3-30 Directional Valve Assembly

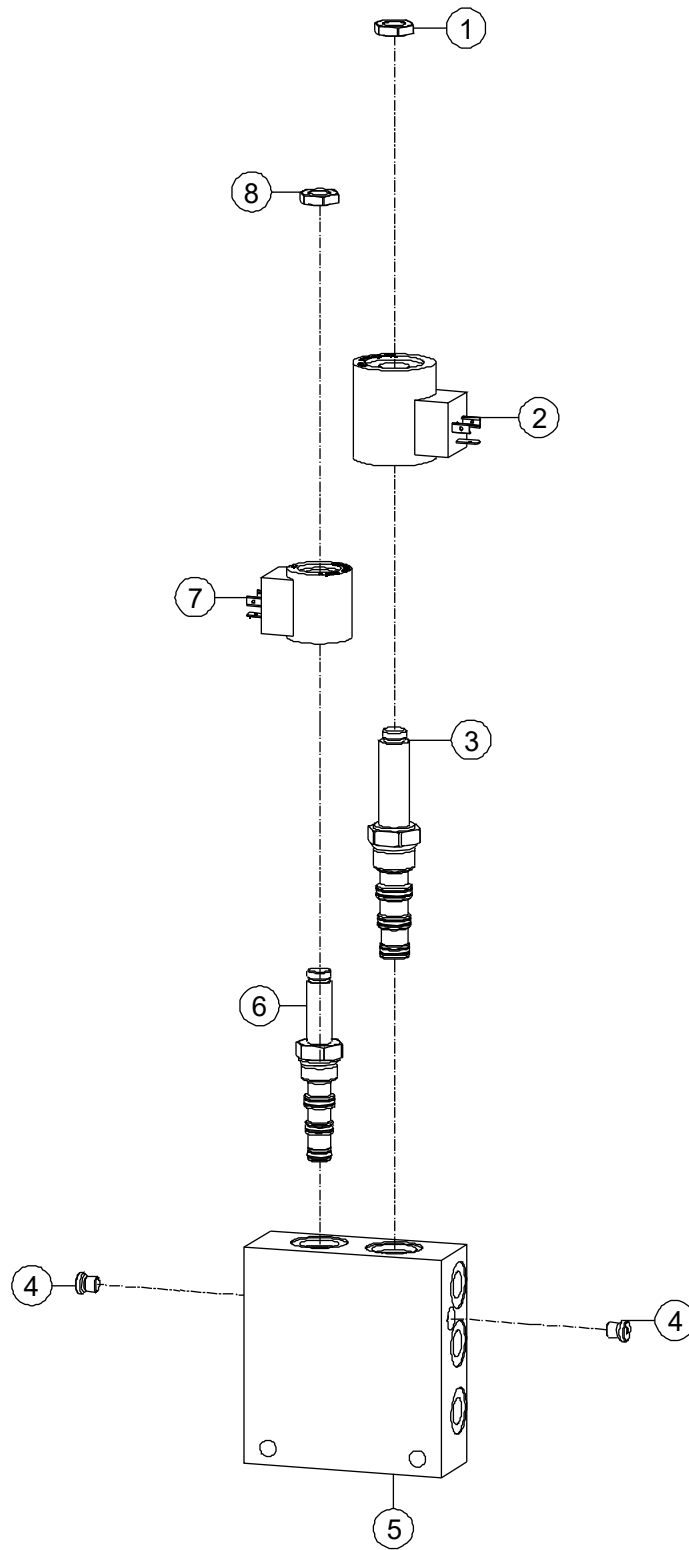
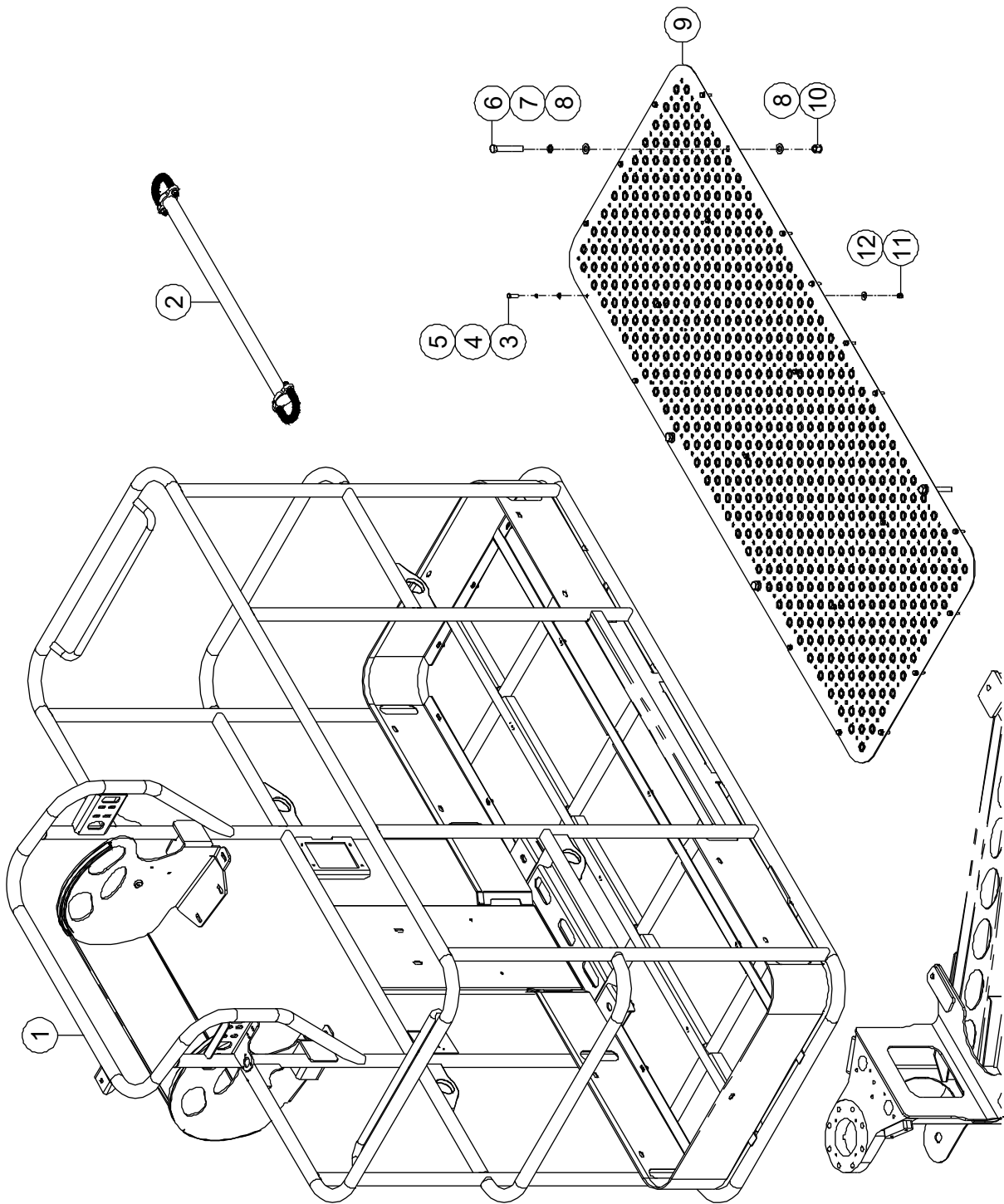


Figure3-30 Directional Valve Assembly

Item	Part Number	Description	Qty.	Remark
1	00009502	Nut	1	
2	00009506	Coil	1	
3	00009504	Cartridge without Coil	1	
4	00002999	Plug	2	
5	00009508	Body	1	
6	00009505	Cartridge without Coil	1	
7	00009507	Coil	1	
8	00009503	Nut	1	

Section 4 Platform

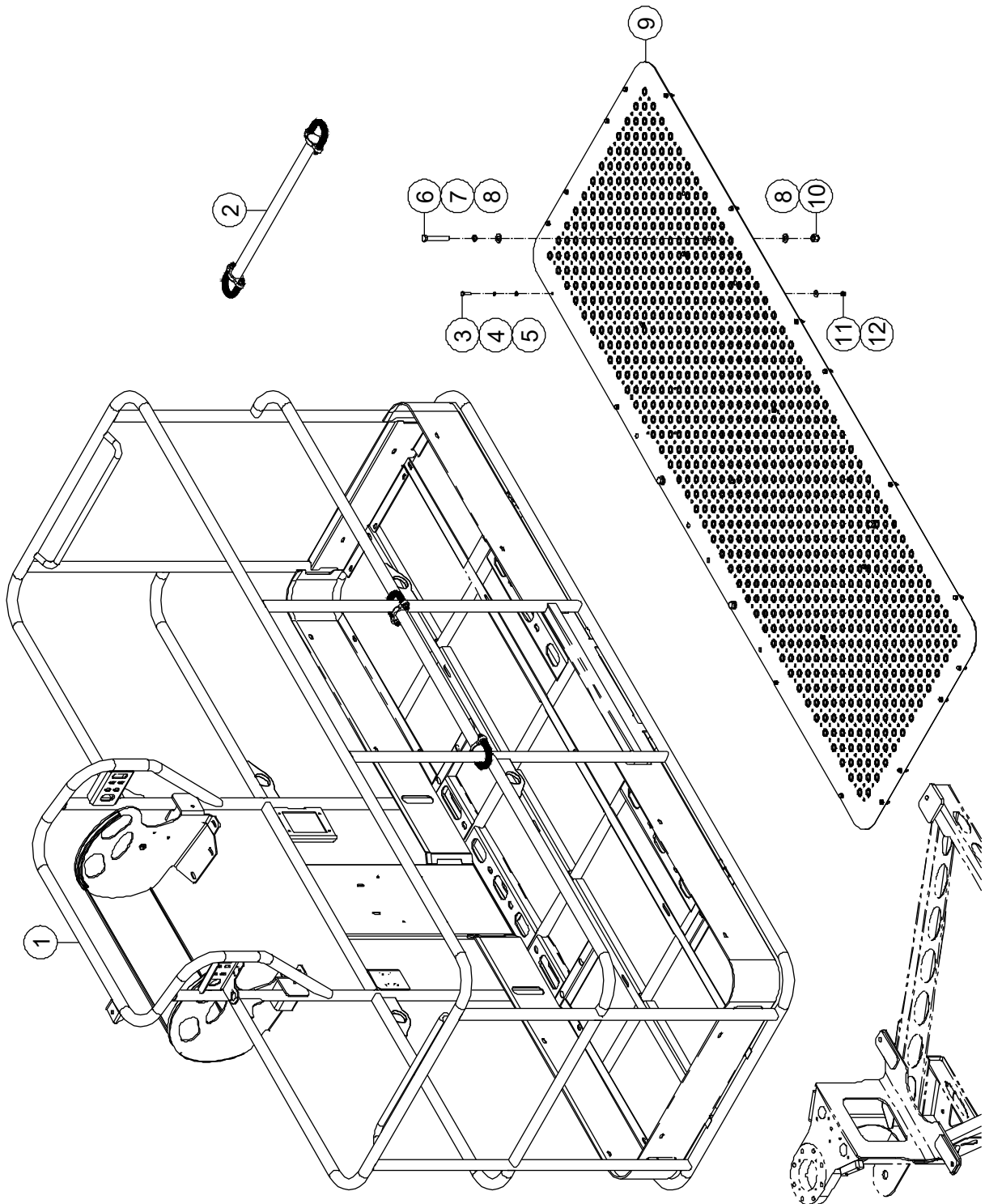
4-1 Platform Installations (1.83m×0.79m, Standard)



4-1 Platform Installations (1.83m×0.79m, Standard)

Item	Part Number	Description	Qty.	Remark
1	50005202	Platform	1	
2		Gate Assembly (Refer to 4-4)	1	
3	00000619	Bolt GB/T 5783 M6 × 25	22	
4	00000621	Spring Washer GB/T 93 6	22	
5	00000620	Flat Washer GB/T 97.1 6	22	
6	00002527	Bolt GB/T 5782 M12 × 80	4	
7	00000815	Spring Washer GB/T 93 12	4	
8	00000814	Flat Washer GB/T 97.1 12	8	
9	50005222	Deck Plate	1	
10	00001249	Nut GB/T 6182 M12	4	
11	00001033	Nut GB/T 6182 M6	22	
12	00002583	Flat Washer GB/T 96.1 6	22	

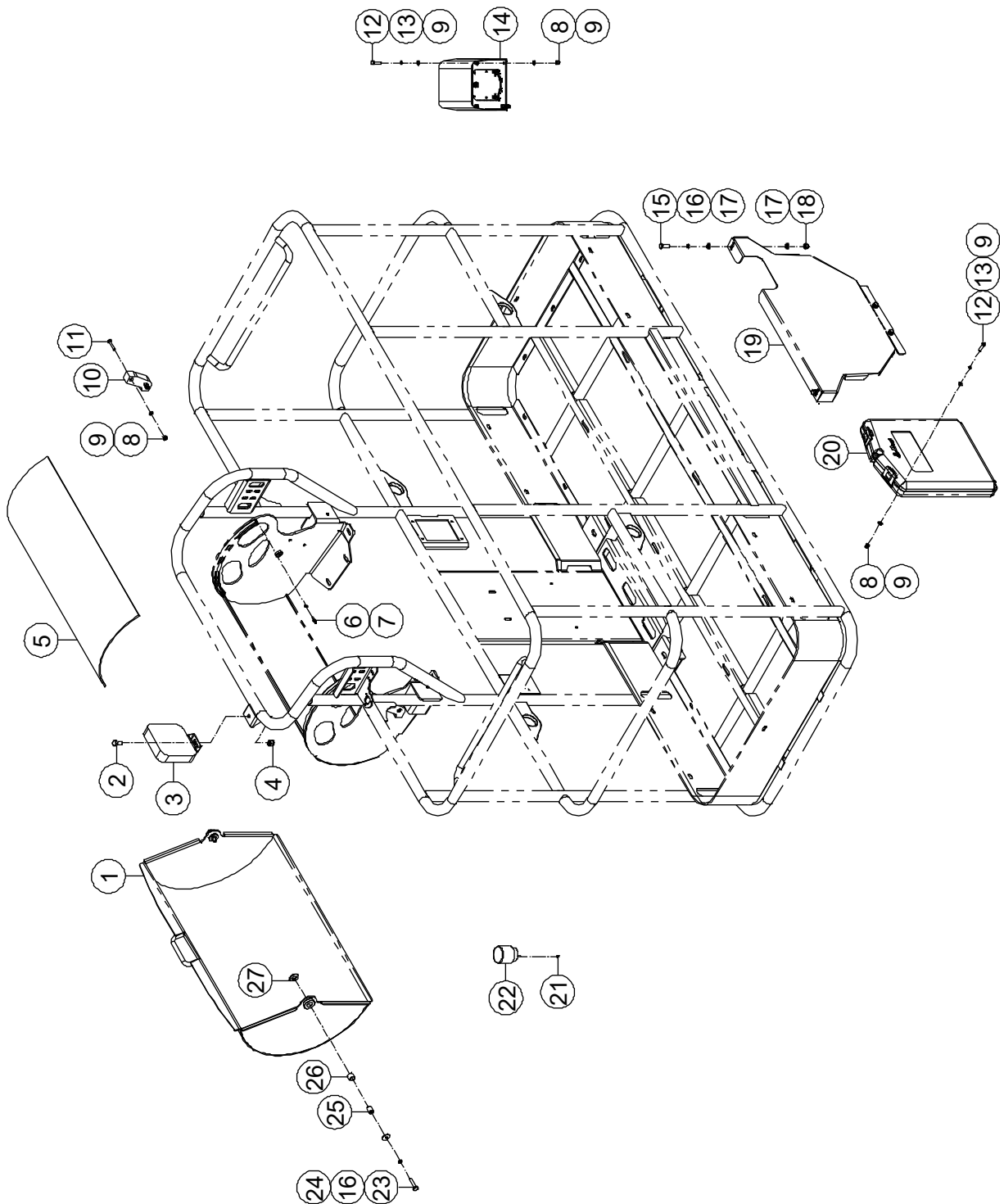
4-2 Platform Installations (2.44m×0.91m, Optional)



4-2 Platform Installations (2.44m×0.91m, Optional)

Item	Part Number	Description	Qty.	Remark
1	92100194	Platform	1	
2		Gate Assembly (Refer to 4-4)	2	
3	00000619	Bolt GB/T 5783 M6 × 25	24	
4	00000621	Spring Washer GB/T 93 6	24	
5	00000620	Flat Washer GB/T 97.1 6	24	
6	00002527	Bolt GB/T 5782 M12 × 80	4	
7	00000815	Spring Washer GB/T 93 12	4	
8	00000814	Flat Washer GB/T 97.1 12	8	
9	92102446	Deck Plate	1	
10	00001249	Nut GB/T 6182 M12	4	
11	00001033	Nut GB/T 6182 M6	24	
12	00002583	Flat Washer GB/T 96.1 6	24	

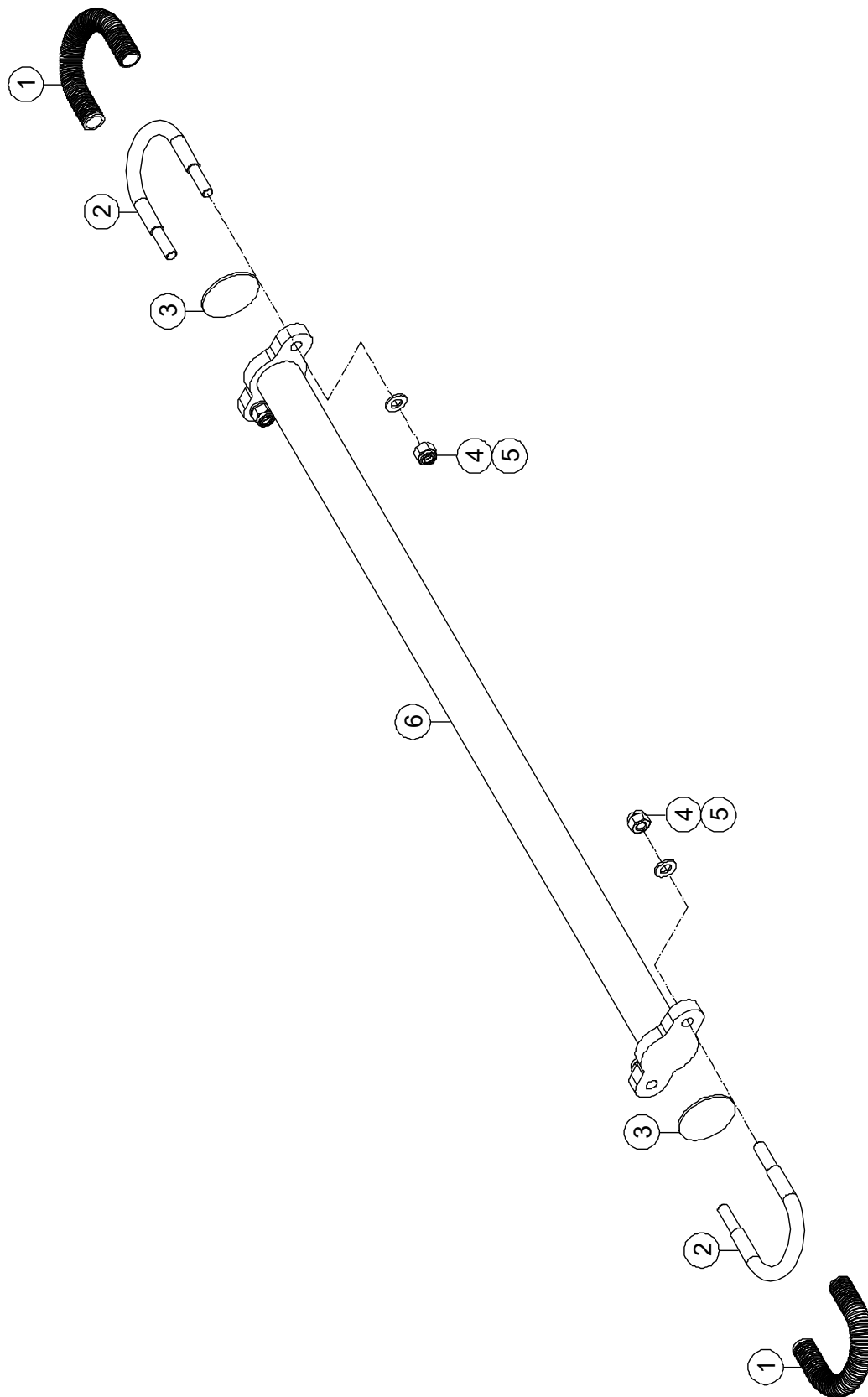
4-3 Platform Assembly



4-3 Platform Assembly

Item	Part Number	Description	Qty.	Remark
1	92000051	Shield	1	
2	00000674	Bolt GB/T 5783 M10 × 20	1	
3	00006753	Head Light	1	
4	00000623	Nut GB/T 6182 M10	1	
5	92000228	Shield, Plastic	1	
6	00001030	Screw GB/T 70 M5 × 10	2	
7	00000688	Nut GB/T 6170 M5	2	
8	00001033	Nut GB/T 6182 M6	12	
9	00000620	Flat Washer GB/T 97.1 6	20	
10	92000057	Plate, Limit	2	
11	00000863	Screw GB/T 70.3 M6×35	4	
12	00000619	Bolt GB/T 5783 M6 × 25	8	
13	00000621	Spring Washer GB/T 93 6	8	
14	00005212	Footswitch	1	
15	00000993	Bolt GB/T 5783 M8 × 25	4	
16	00000609	Spring Washer GB/T 93 8	6	
17	00000608	Flat Washer GB/T 97.1 8	8	
18	00001163	Nut GB/T 6182 M8	4	
19	92000050	Plate, Decal	1	
20	50000555	Box, Manual	1	
21	00003700	Nut GB/T 889.1 M3	3	
22	00005190	Beacon	1	
23	00002488	Bolt GB/T 5783 M8 × 35	2	
24	00002000	Flat Washer GB/T 96.1 8	2	
25	92030530	Axes	2	
26	92030523	Bushing	2	
27	92030152	Washer	2	

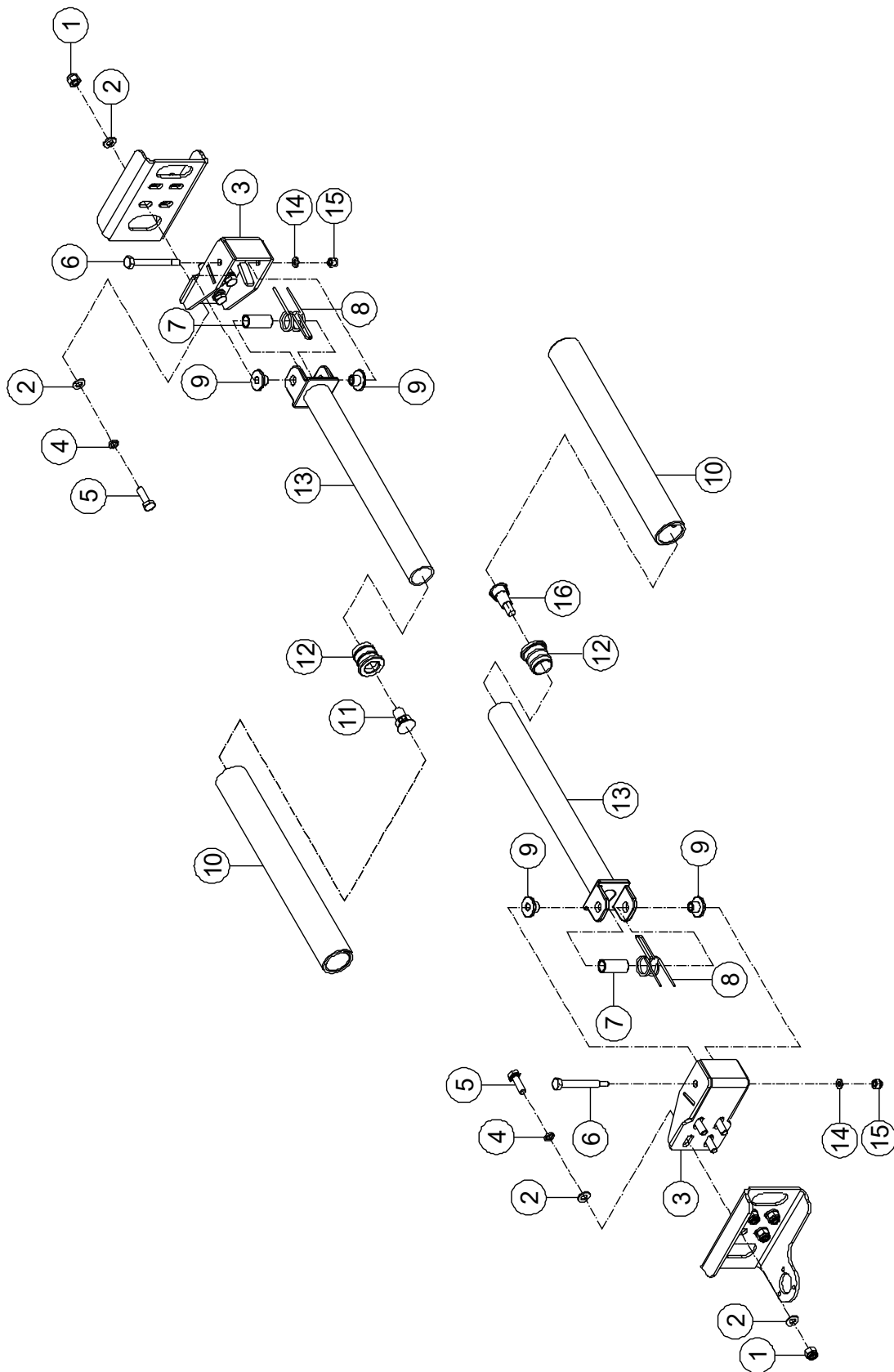
4-4 Gate Assembly



4-4 Gate Assembly

Item	Part Number	Description	Qty.	Remark
1	92100232	Jacket	2	
2	92100228	Clamp	2	
3	92100249	Anti-Scratch	2	
4	00001163	Nut GB/T 6182 M8	4	
5	00000608	Flat Washer GB/T 97.1 8	4	
6	50005448	Gate, Lift	1	1.83m×0.79m
	92100229	Gate, Lift	1	2.44m×0.91m

4-5 Lift Guard Contact Alarm

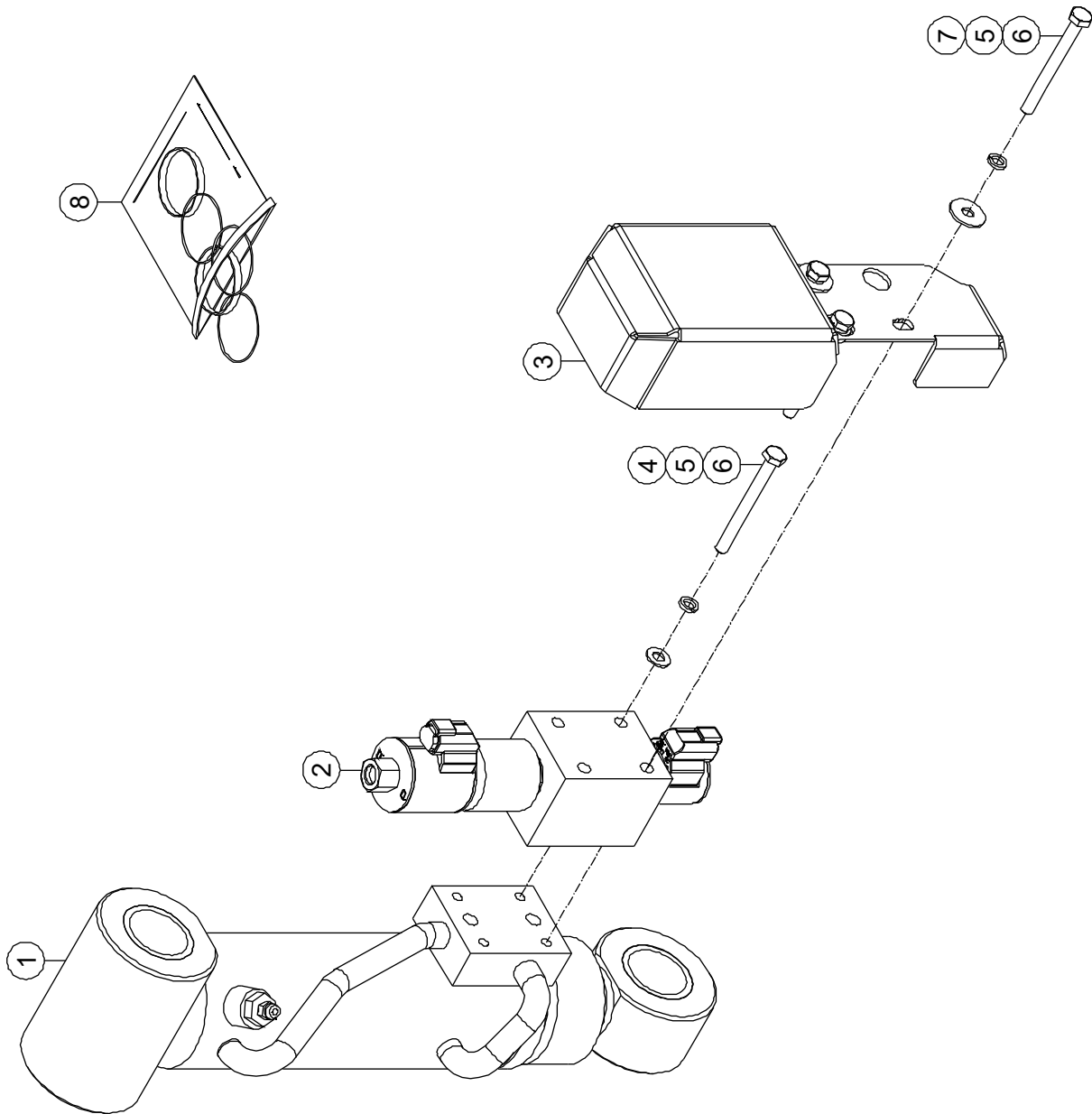


4-5 Lift Guard Contact Alarm

Item	Part Number	Description	Qty.	Remark
1	00001163	Nut GB/T 6182 M8	8	
2	00000608	Flat Washer GB/T 97.1 8	16	
3	92000231	Bracket, Contact Alarm	2	
4	00000609	Spring Washer GB/T 93 8	8	
5	00000993	Bolt GB/T 5783 M8 × 25	8	
6	92000239	Pin	2	
7	92000238	Tube	2	
8	92000237	Spring	2	
9	92000236	JDBB-1013 Bearing	4	
10	92000253	Jacket, Foam	2	
11	00006226	Magnet	1	
12	92000243	Plug, Nylon	2	
13	92000240	Tube, Contact Alarm	2	
14	00000620	Flat Washer GB/T 97.1 6	2	
15	00001033	Nut GB/T 6182 M6	2	
16	00006225	Door Magnetic Switch	1	

Section 5 Cylinder

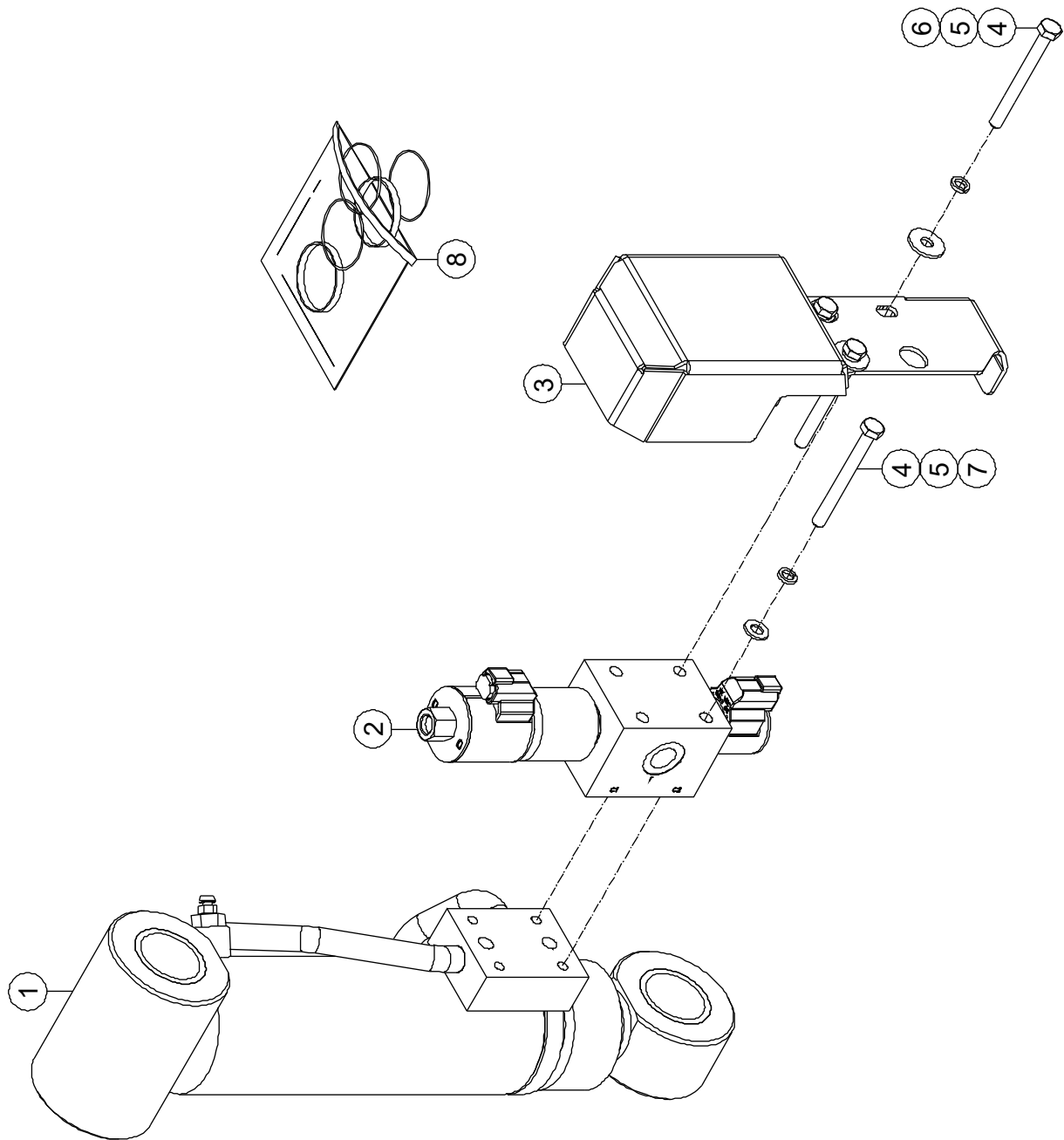
5-1 Left Axle Lockout Cylinder Assembly



5-1 Left Axle Lockout Cylinder Assembly

Item	Part Number	Description	Qty.	Remark
1	92049293	Left Axle Lockout Cylinder Assembly	1	
2	92047788	Valve	1	
3	92049302	Protective Guard	1	
4	00000608	Flat Washer GB/T 97.1 8	2	
5	00000609	Spring Washer GB/T 93 8	4	
6	00001026	Bolt GB/T 5782 M8 × 80	4	
7	00002000	Flat Washer GB/T 96.1 8	2	
8	92050380	Seal Kit 70/45	1	

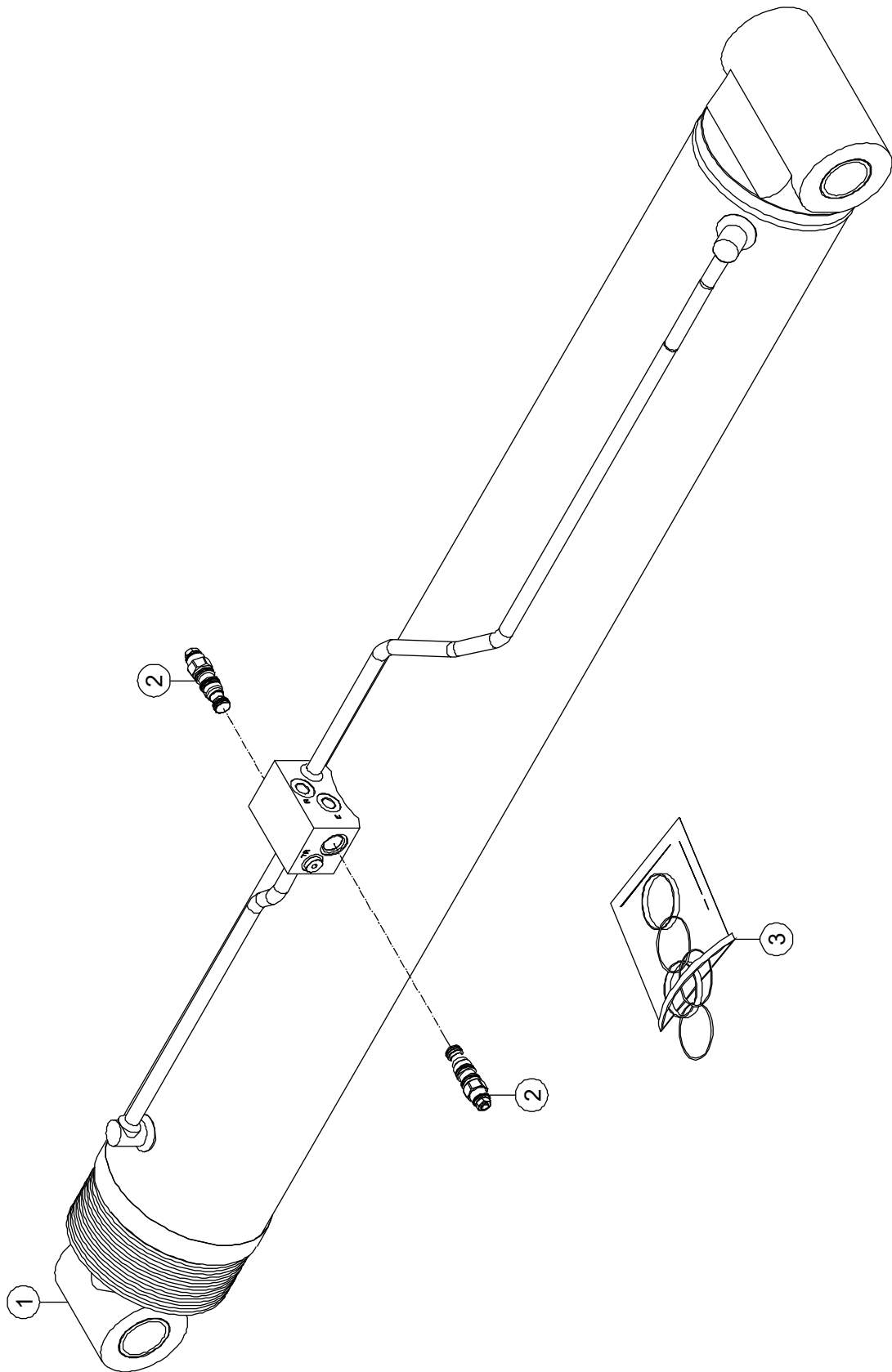
5-2 Right Axle Lockout Cylinder Assembly



5-2 Right Axle Lockout Cylinder Assembly

Item	Part Number	Description	Qty.	Remark
1	92049300	Right Axle Lockout Cylinder Assembly	1	
2	92047789	Valve	1	
3	92049303	Protective Guard	1	
4	00001026	Bolt GB/T 5782 M8 × 80	4	
5	00000609	Spring Washer GB/T 93 8	4	
6	00002000	Flat Washer GB/T 96.1 8	2	
7	00000608	Flat Washer GB/T 97.1 8	2	
8	92050380	Seal Kit 70/45	1	

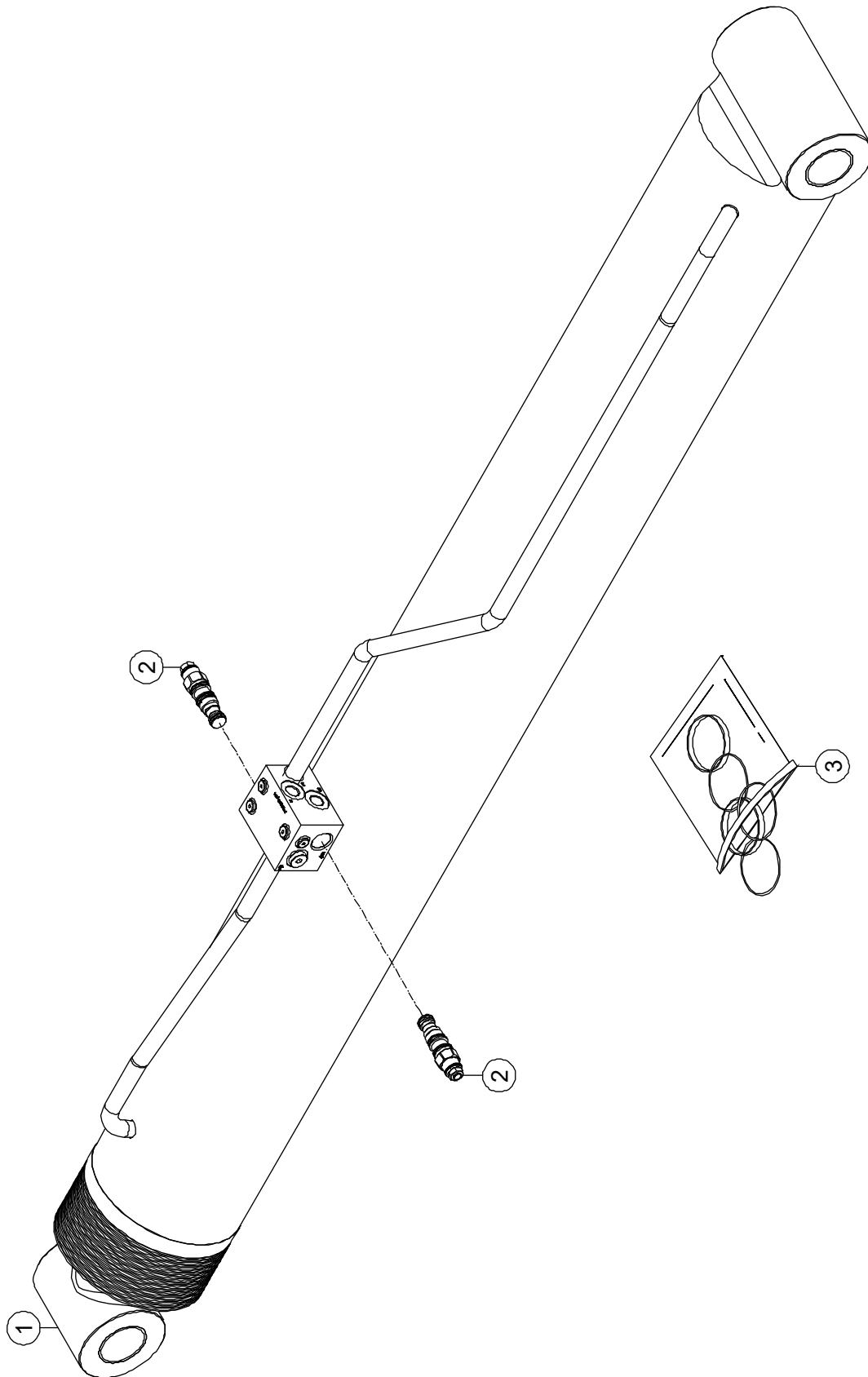
5-3 Lifting Cylinder Assembly (BT22CRT2)



5-3 Lifting Cylinder Assembly (BT22CRT2)

Item	Part Number	Description	Qty.	Remark
1	50009137	Lifting Cylinder Assembly	1	
2	00009779	Cartridge, Valve (Counterbalance)	2	
3	50010114	Seal Kit 170/90	1	

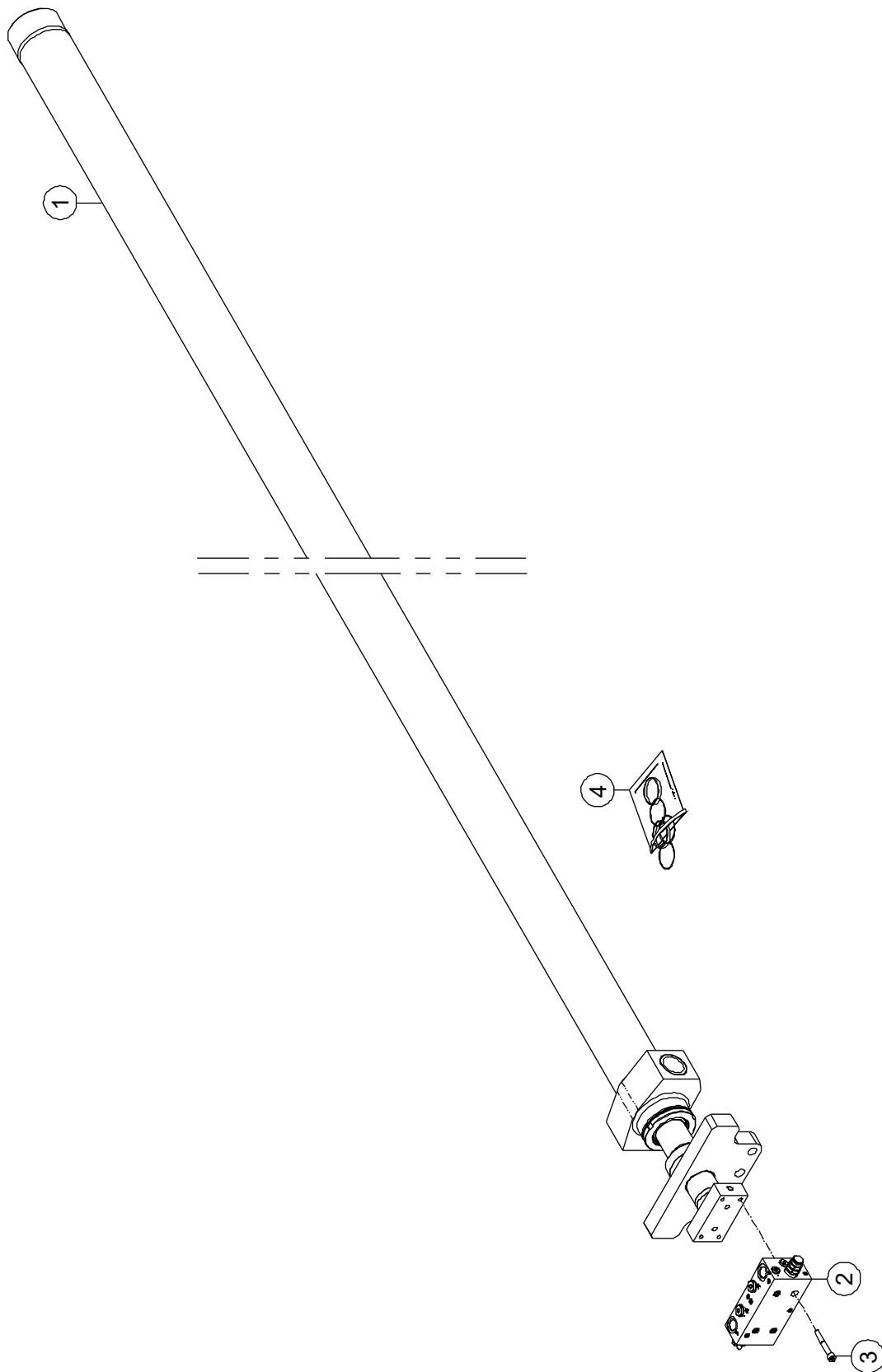
5-4 Lifting Cylinder Assembly (BT20CRT2, BT18CRT2, BT16CRT2)



5-4 Lifting Cylinder Assembly (BT20CRT2, BT18CRT2, BT16CRT2)

Item	Part Number	Description	Qty.	Remark
1	50007971	Lifting Cylinder Assembly	1	BT20CRT2
	50008064	Lifting Cylinder Assembly	1	BT18CRT2 BT16CRT2
2	00003438	Cartridge, Valve (Counterbalance)	2	
3	50008841	Seal Kit 150/85	1	BT20CRT2
	50010117	Seal Kit 135/75	1	BT18CRT2 BT16CRT2

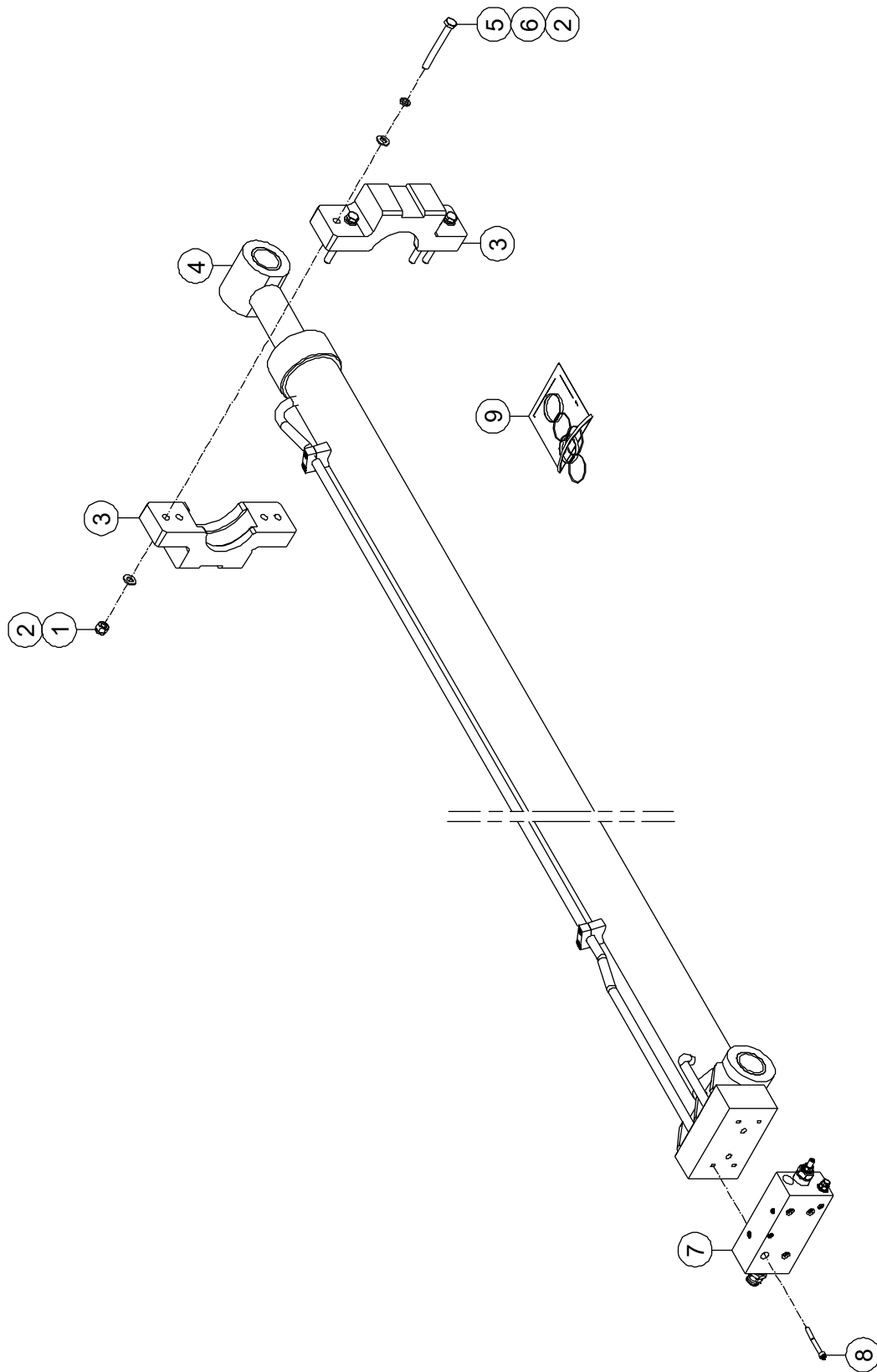
5-5 Telescope Cylinder Assembly (BT22CRT2)



5-5 Telescope Cylinder Assembly (BT22CRT2)

Item	Part Number	Description	Qty.	Remark
1	50009149	Telescope Cylinder Assembly	1	
2	92055442	Valve	1	
3	00006415	Screw GB/T 70 M8 × 60	4	
4	50010115	Seal Kit 80/55	1	

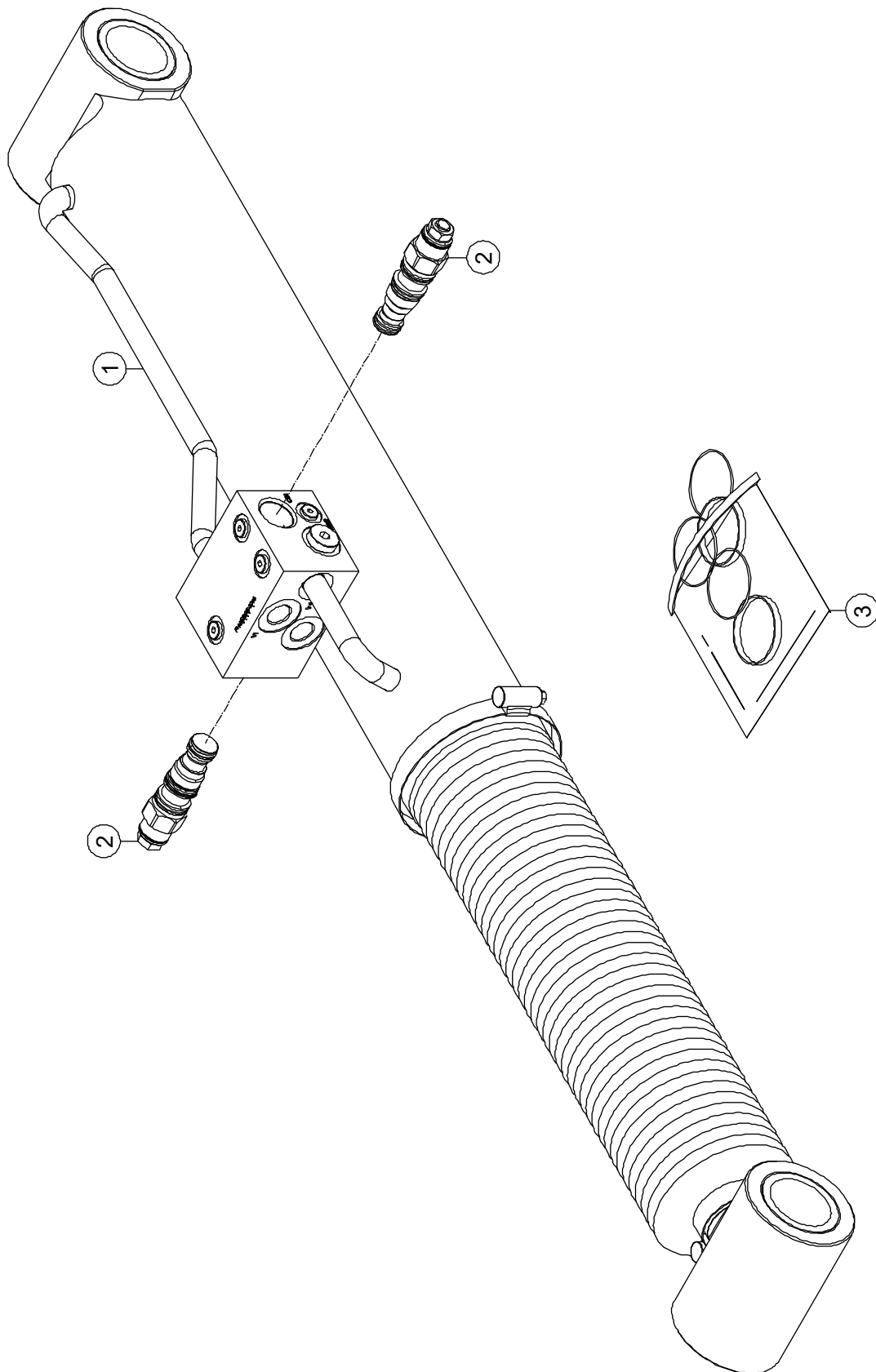
5-6 Telescope Cylinder Assembly (BT20CRT2, BT18CRT2, BT16CRT2)



5-6 Telescope Cylinder Assembly (BT20CRT2, BT18CRT2, BT16CRT2)

Item	Part Number	Description	Qty.	Remark
1	00000623	Nut GB/T 6182 M10	4	
2	00000615	Flat Washer GB/T 97.1 10	8	
3	50007989	Bracket	2	
4	50007982	Telescope Cylinder Assembly	1	BT20CRT2
	50008014	Telescope Cylinder Assembly	1	BT18CRT2
	50008039	Telescope Cylinder Assembly	1	BT16CRT2
5	00000633	Bolt GB/T 5782 M10 × 90	4	
6	00000679	Spring Washer GB/T 93 10	4	
7	92055442	Valve	1	BT20CRT2
	00000513	Valve	1	BT18CRT2 BT16CRT2
8	00004299	Screw GB/T 70 M6 × 55	4	
9	50008842	Seal Kit 70/50	1	BT20CRT2
	50008911	Seal Kit 63/40	1	BT18CRT2 BT16CRT2

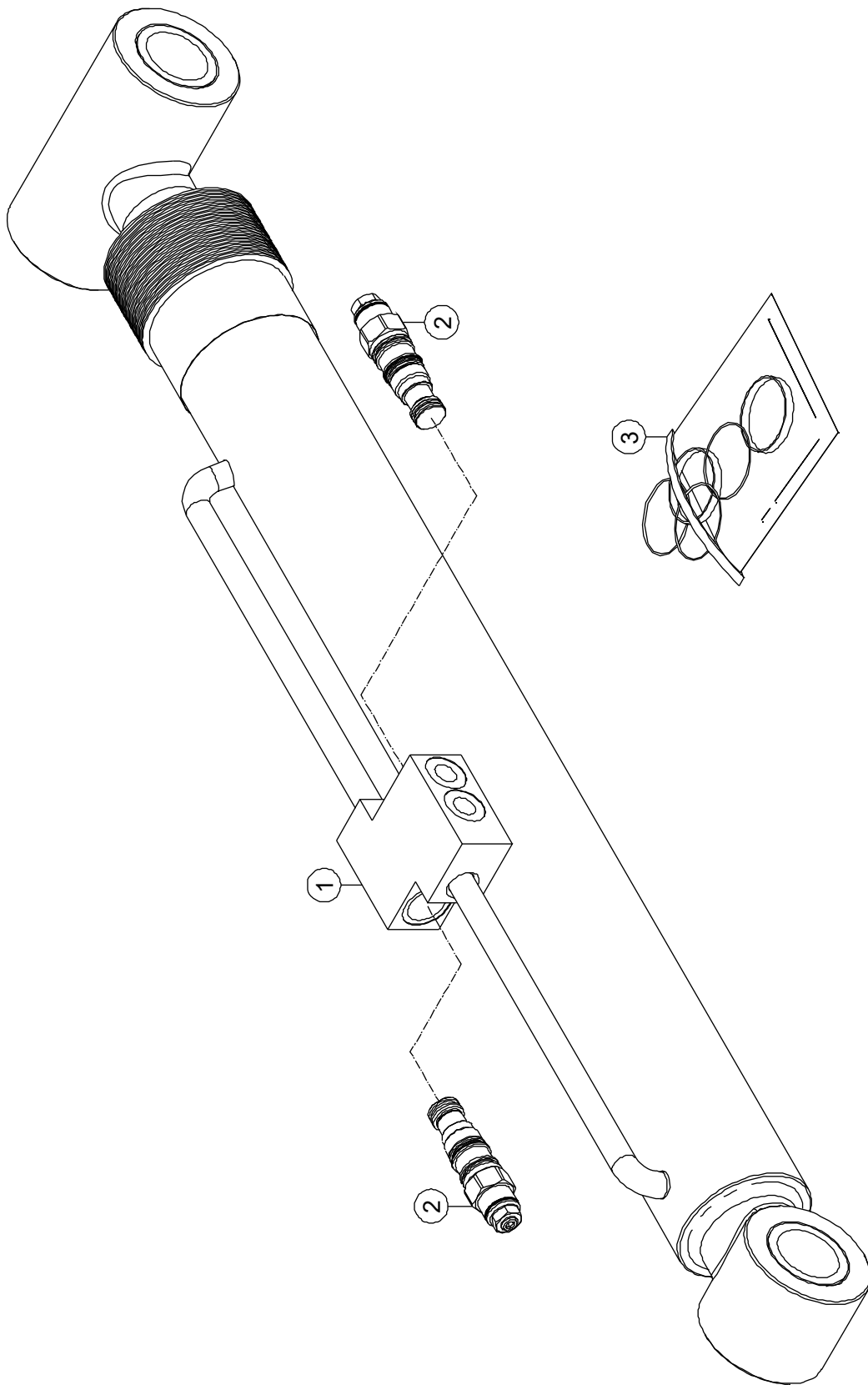
5-7 JIB Leveling Cylinder Assembly



5-7 JIB Leveling Cylinder Assembly

Item	Part Number	Description	Qty.	Remark
1	50007730	JIB Leveling Cylinder Assembly	1	
2	00004587	Cartridge, Valve (Counterbalance)	2	
3	50007736	Seal Kit 80/40	1	

5-8 JIB Lifting Cylinder Assembly

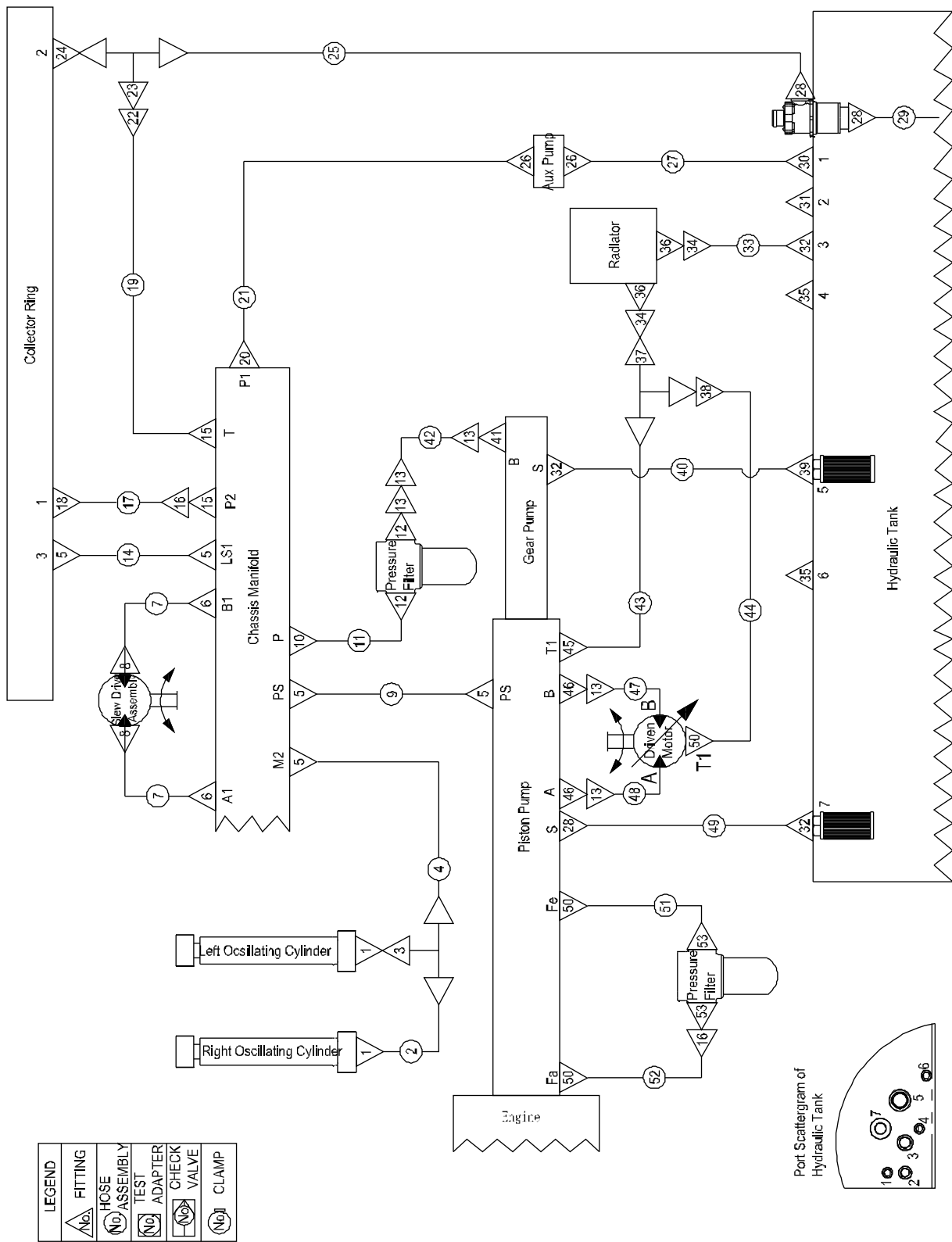


5-8 JIB Lifting Cylinder Assembly

Item	Part Number	Description	Qty.	Remark
1	50010163	JIB Lifting Cylinder Assembly	1	
2	00003419	Cartridge, Valve (Counterbalance)	2	
3	50010175	Seal Kit 63/45	1	

Section 6 Hydraulic System

6-1 Chassis Circuit 1



6-1 Chassis Circuit 1

Item	Part Number	Description	Qty.	Remark
1	00004922	Fitting, 90°	2	
2	92030383	Hose Assembly	1	
3	00001239	Fitting, Tee	1	
4	50008453	Hose Assembly	1	
5	00001282	Fitting, Straight	5	
6	00001291	Fitting, Straight	2	
7	50008452	Hose Assembly	2	
8	00002946	Fitting, Straight	2	
9	50003482	Hose Assembly	1	
10	00003696	Fitting, Straight	1	
11	50008582	Hose Assembly	1	
12	00003963	Fitting, Straight	2	
13	00001842	Fitting, 90°	5	
14	50008455	Hose Assembly	1	
15	00001266	Fitting, Straight	2	
16	00001835	Fitting, 90°	2	
17	50008454	Hose Assembly	1	
18	00002945	Fitting, Straight	1	
19	50004557	Hose Assembly	1	
20	00001262	Fitting, Straight	1	
21	50008465	Hose Assembly	1	
22	00005691	Fitting, Straight	1	
23	00002123	Fitting, Tee	1	
24	00002070	Fitting, Straight	1	
25	50008466	Hose Assembly	1	
26	00001501	Fitting, Straight	2	
27	50008464	Hose Assembly	1	
28	00002071	Fitting, Straight	3	
29	10000069	Tube, return	1	


6-1 Chassis Circuit 1 (Continued)

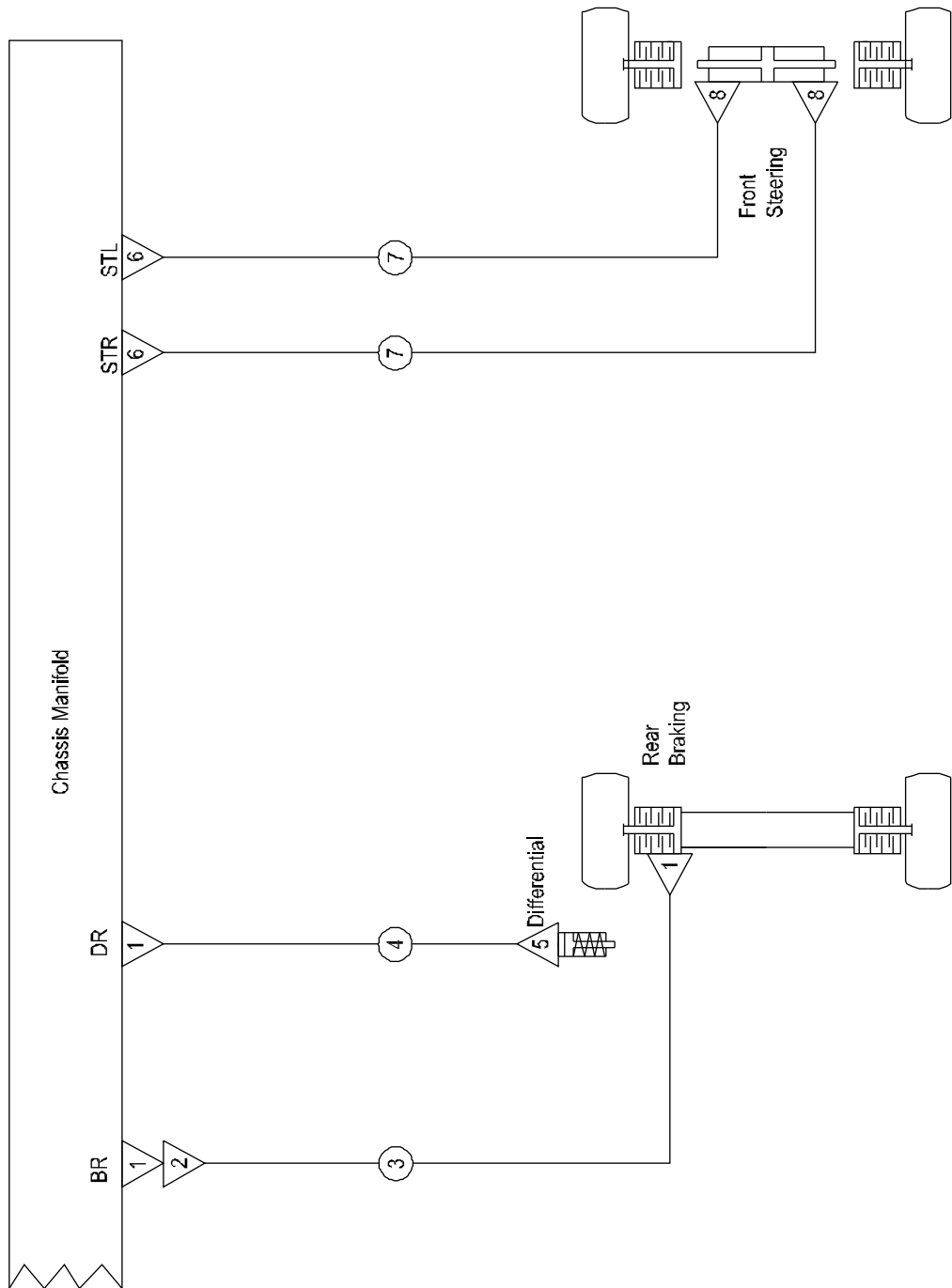
Item	Part Number	Description	Qty.	Remark
30	00001504	Fitting, Straight	1	
31	00001115	Plug	1	
32	00001726	Fitting, Straight	3	
33	50009321	Hose Assembly	1	
34	00006489	Fitting, 45°	2	
35	00001114	Plug	2	
36	92048842	Fitting, Straight, Customized	2	
37	00001242	Fitting, Tee	1	
38	00003844	Fitting, Straight	1	
39	00010258	Fitting, Straight	1	
40	50008462	Hose Assembly	1	
41	00001747	Fitting, Straight	1	
42	50003990	Hose Assembly	1	
43	50009318	Hose Assembly	1	
44	50008456	Hose Assembly	1	
45	00001270	Fitting, Straight	1	
46	00010483	SAE Flange Fitting	2	
--	00008672	Flat, Flang	4	
--	00000814	Flat Washer GB/T 97.1 12	8	
--	00000815	Spring Washer GB/T 93 12	8	
--	00002046	Bolt GB/T 5783 M12 × 35	8	
47	50009320	Hose Assembly	1	
--	90003624	Flat, Flang	2	
--	00000814	Flat Washer GB/T 97.1 12	4	
--	00000815	Spring Washer GB/T 93 12	4	
--	00001055	Bolt GB/T 5783 M12 × 40	4	
48	50009319	Hose Assembly	1	
--	90003624	Flat, Flang	2	
--	00000814	Flat Washer GB/T 97.1 12	4	

6-1 Chassis Circuit 1 (Continued)

Item	Part Number	Description	Qty.	Remark
--	00000815	Spring Washer GB/T 93 12	4	
--	00001055	Bolt GB/T 5783 M12 × 40	4	
49	50008463	Hose Assembly	1	
50	00001264	Fitting, Straight	3	
51	50008461	Hose Assembly	1	
52	50005177	Hose Assembly	1	
53	00002069	Fitting, Straight	2	

6-2 Chassis Circuit 2 (2WS)

LEGEND
 FITTING
 HOSE ASSEMBLY
 TEST ADAPTER
 CHECK VALVE
 CLAMP

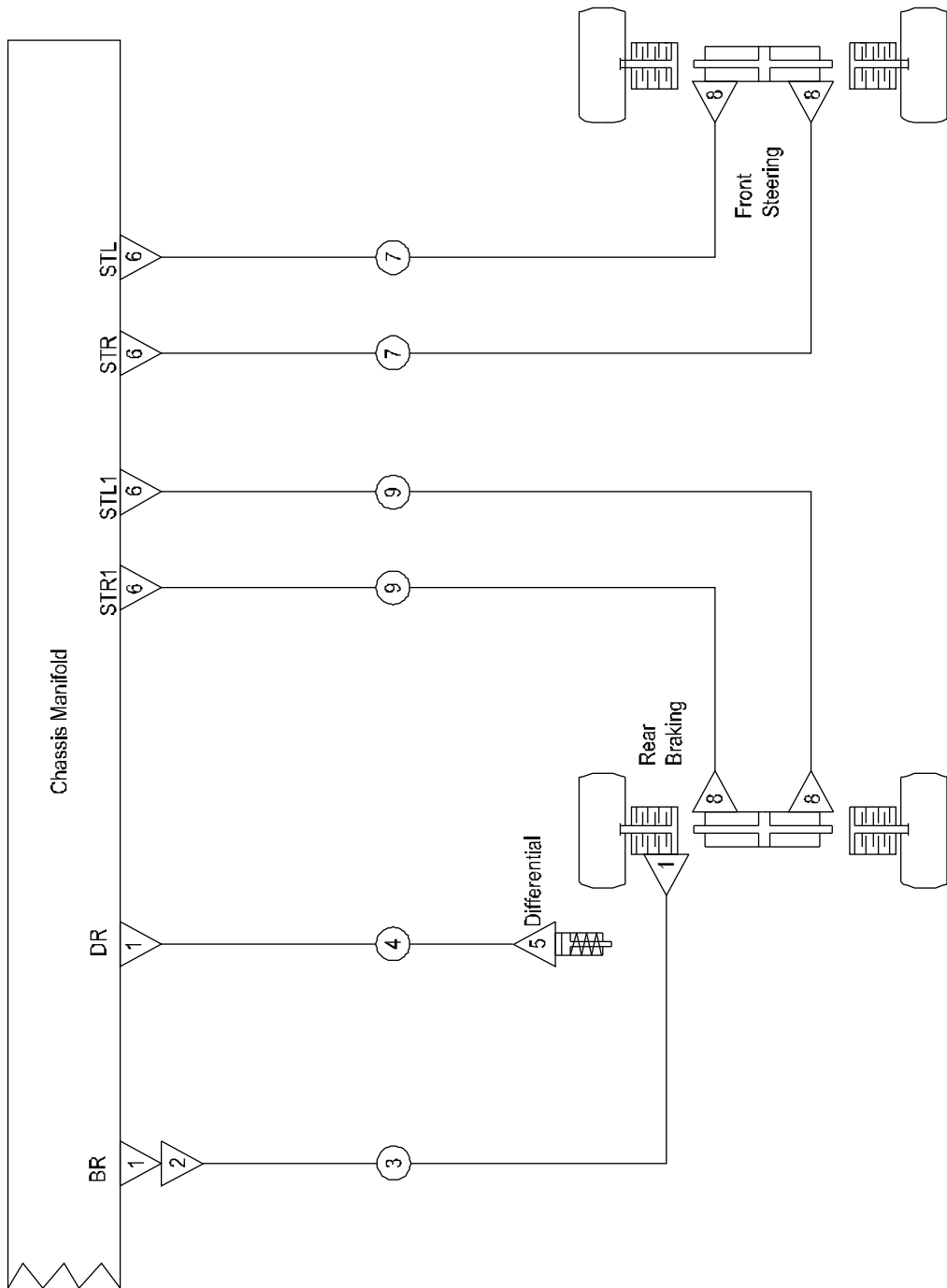


6-2 Chassis Circuit 2 (2WS)

Item	Part Number	Description	Qty.	Remark
1	00001282	Fitting, Straight	3	
2	00001832	Fitting, 90°	1	
3	50008449	Hose Assembly	1	
4	50008451	Hose Assembly	1	
5	00007172	Fitting, Straight	1	
6	00001291	Fitting, Straight	2	
7	50008450	Hose Assembly	2	
8	00001292	Fitting, Straight	2	

6-3 Chassis Circuit 2 (4WS)

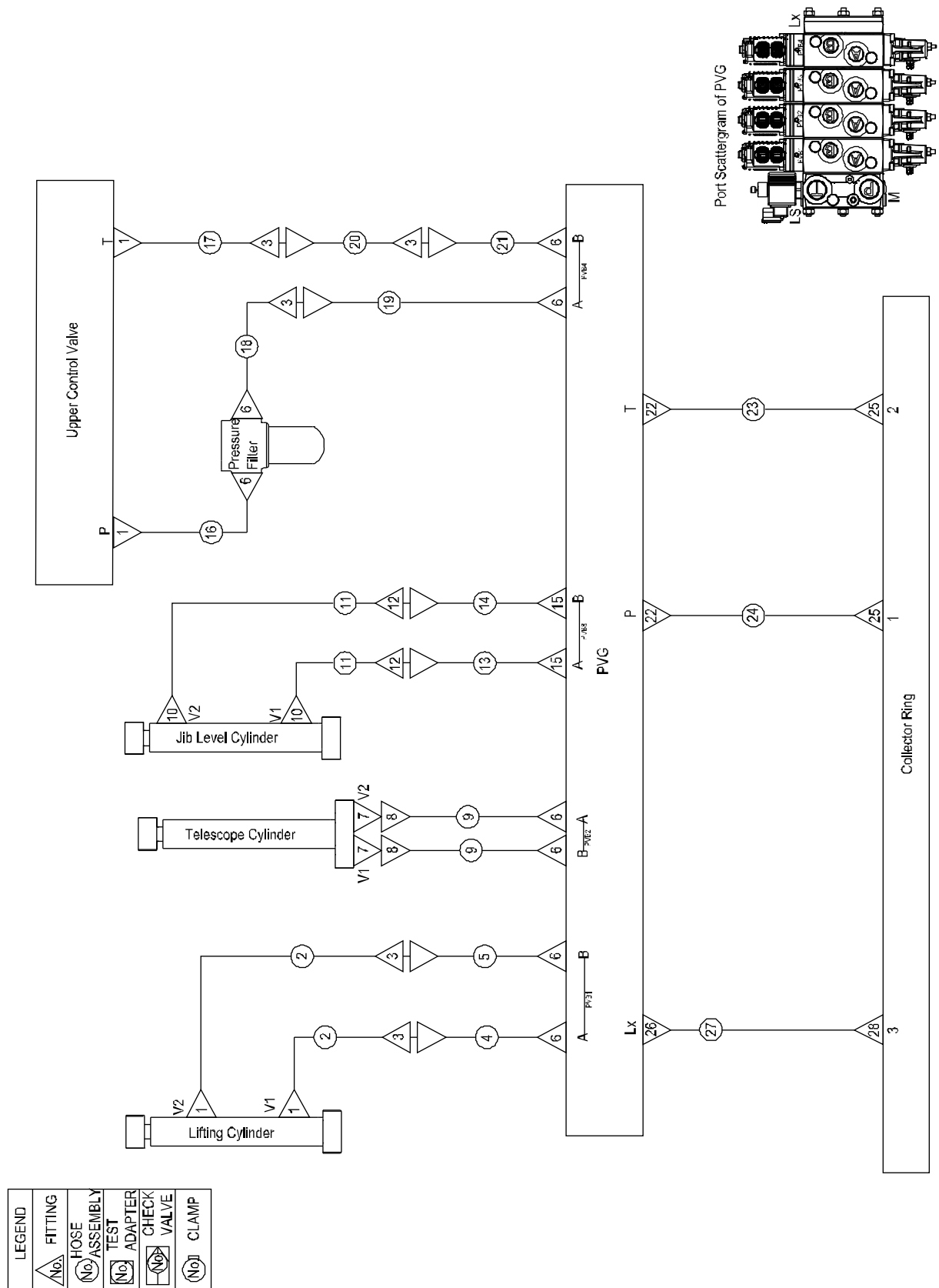
LEGEND	
	FITTING
	HOSE
	ASSEMBLY
	TEST ADAPTER
	CHECK VALVE
	CLAMP



6-3 Chassis Circuit 2 (4WS)

Item	Part Number	Description	Qty.	Remark
1	00001282	Fitting, Straight	3	
2	00001832	Fitting, 90°	1	
3	50008449	Hose Assembly	1	
4	50008451	Hose Assembly	1	
5	00007172	Fitting, Straight	1	
6	00001291	Fitting, Straight	4	
7	50008450	Hose Assembly	2	
8	00001292	Fitting, Straight	4	
9	50008937	Hose Assembly	2	

6-4 Turntable Circuit



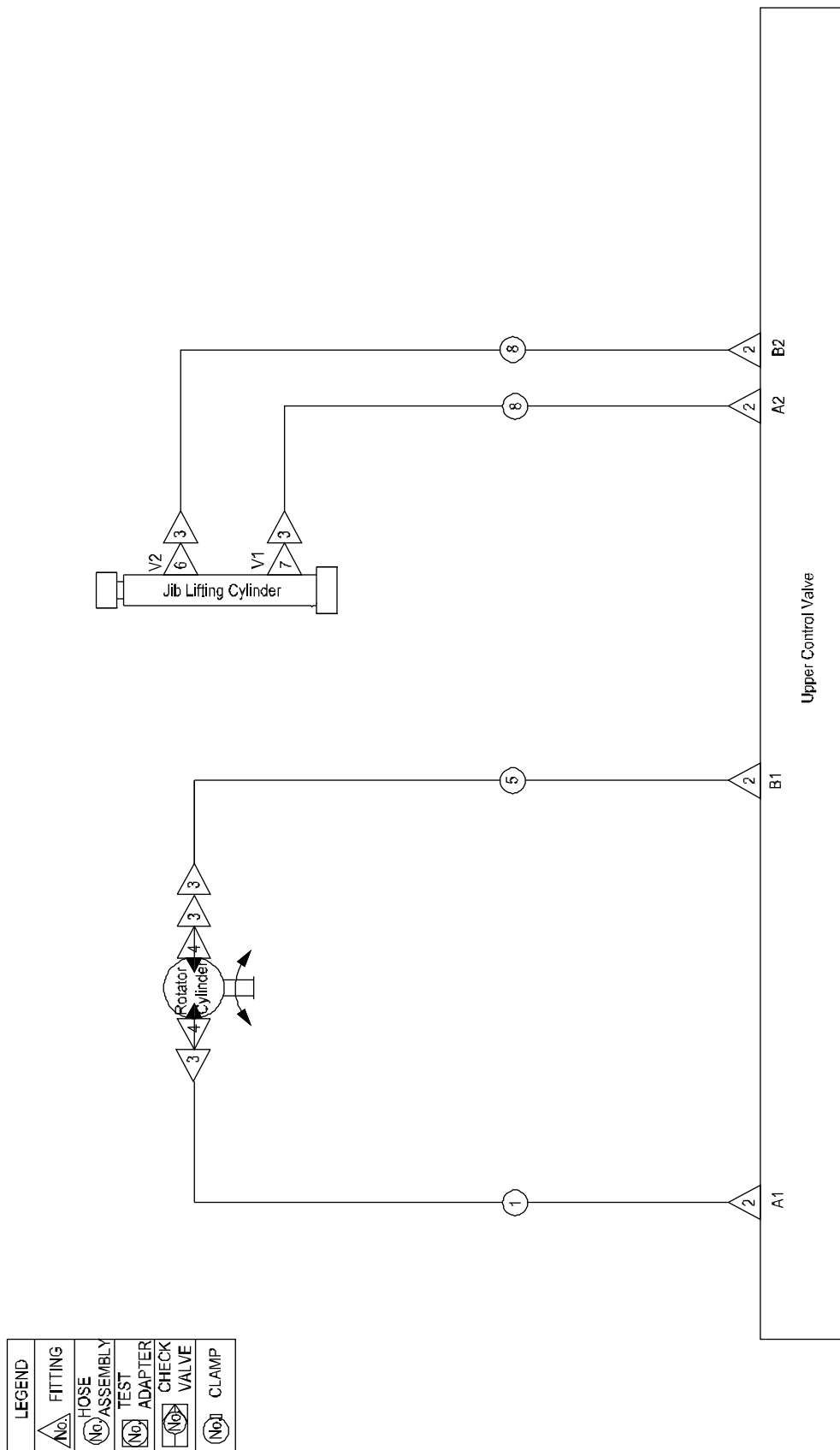
6-4 Turntable Circuit

Item	Part Number	Description	Qty.	Remark
1	00001291	Fitting, Straight	4	
2	50009317	Hose Assembly	2	BT22CRT2
	50008602	Hose Assembly	2	BT20CRT2 BT18CRT2 BT16CRT2
3	00002136	Fitting, Bulkhead, Straight	5	
4	50008593	Hose Assembly	1	
5	50008592	Hose Assembly	1	
6	00001500	Fitting, Straight	8	
7	00001292	Fitting, Straight	2	BT18CRT2 BT16CRT2
	00001500	Fitting, Straight	2	BT22CRT2 BT20CRT2
8	00001833	Fitting, 90°	2	
9	50008587	Hose Assembly	2	
10	00002921	Fitting, Straight	2	
11	50009316	Hose Assembly	2	BT22CRT2
	50008596	Hose Assembly	2	BT20CRT2
	50008469	Hose Assembly	2	BT18CRT2
	50008611	Hose Assembly	2	BT16CRT2
12	00002135	Fitting, Bulkhead, Straight	2	
13	50008589	Hose Assembly	1	
14	50008590	Hose Assembly	1	
15	00001313	Fitting, Straight	2	
16	50009322	Hose Assembly	1	
17	50009323	Hose Assembly	1	
18	50009314	Hose Assembly	1	BT22CRT2
	50009388	Hose Assembly	1	BT20CRT2
	50009385	Hose Assembly	1	BT18CRT2
	50009381	Hose Assembly	1	BT16CRT2
19	50008592	Hose Assembly	1	

6-4 Turntable Circuit (Continued)

Item	Part Number	Description	Qty.	Remark
20	50009315	Hose Assembly	1	BT22CRT2
	50009387	Hose Assembly	1	BT20CRT2
	50009384	Hose Assembly	1	BT18CRT2
	50009380	Hose Assembly	1	BT16CRT2
21	50008591	Hose Assembly	1	
22	00001508	Fitting, Straight	2	
23	50008585	Hose Assembly	1	
24	50008584	Hose Assembly	1	
25	00002945	Fitting, Straight	2	
26	00001316	Fitting, Straight	1	
27	50009324	Hose Assembly	1	
28	00001282	Fitting, Straight	1	

6-5 JIB Circuit

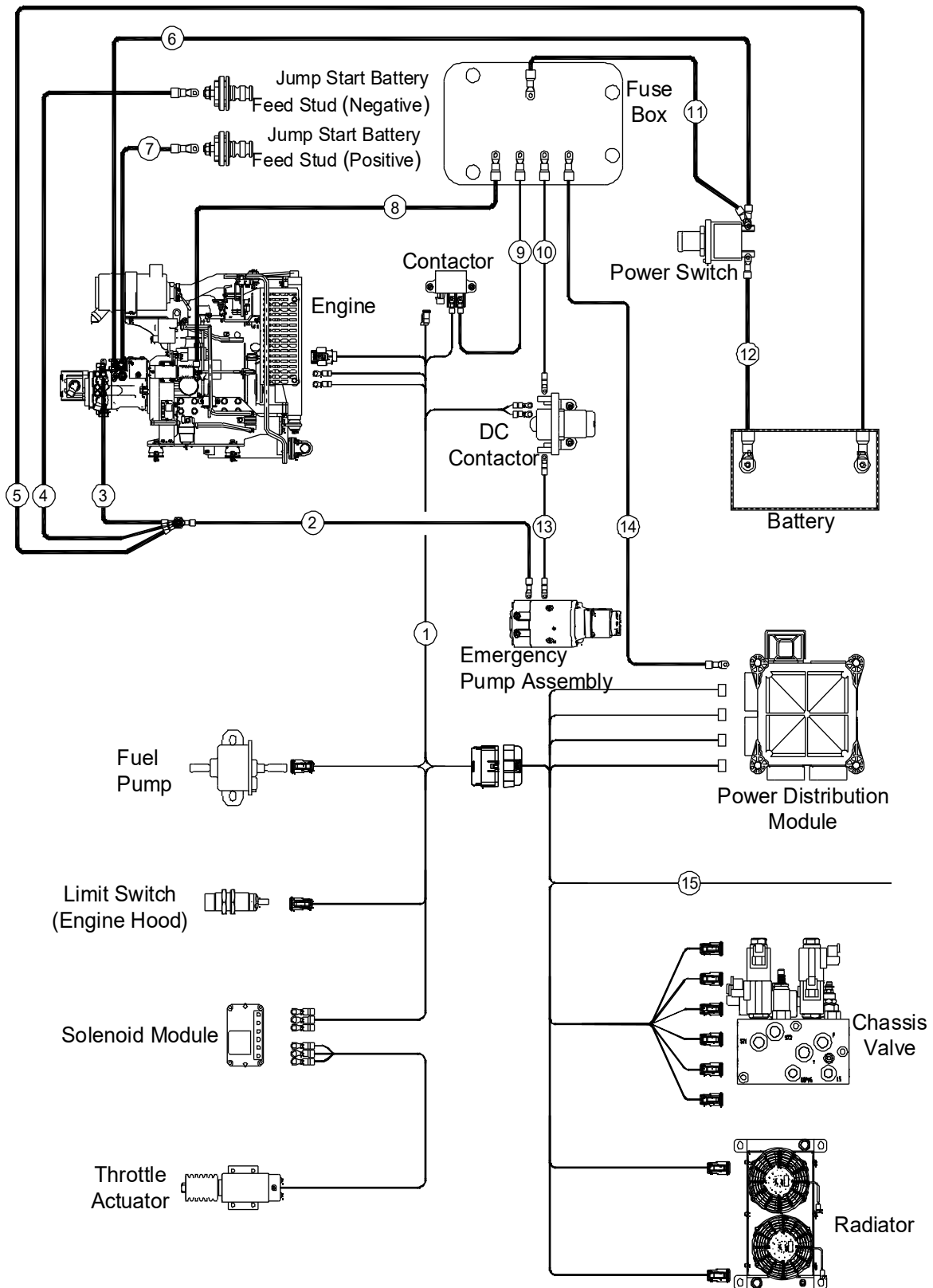


6-5 JIB Circuit

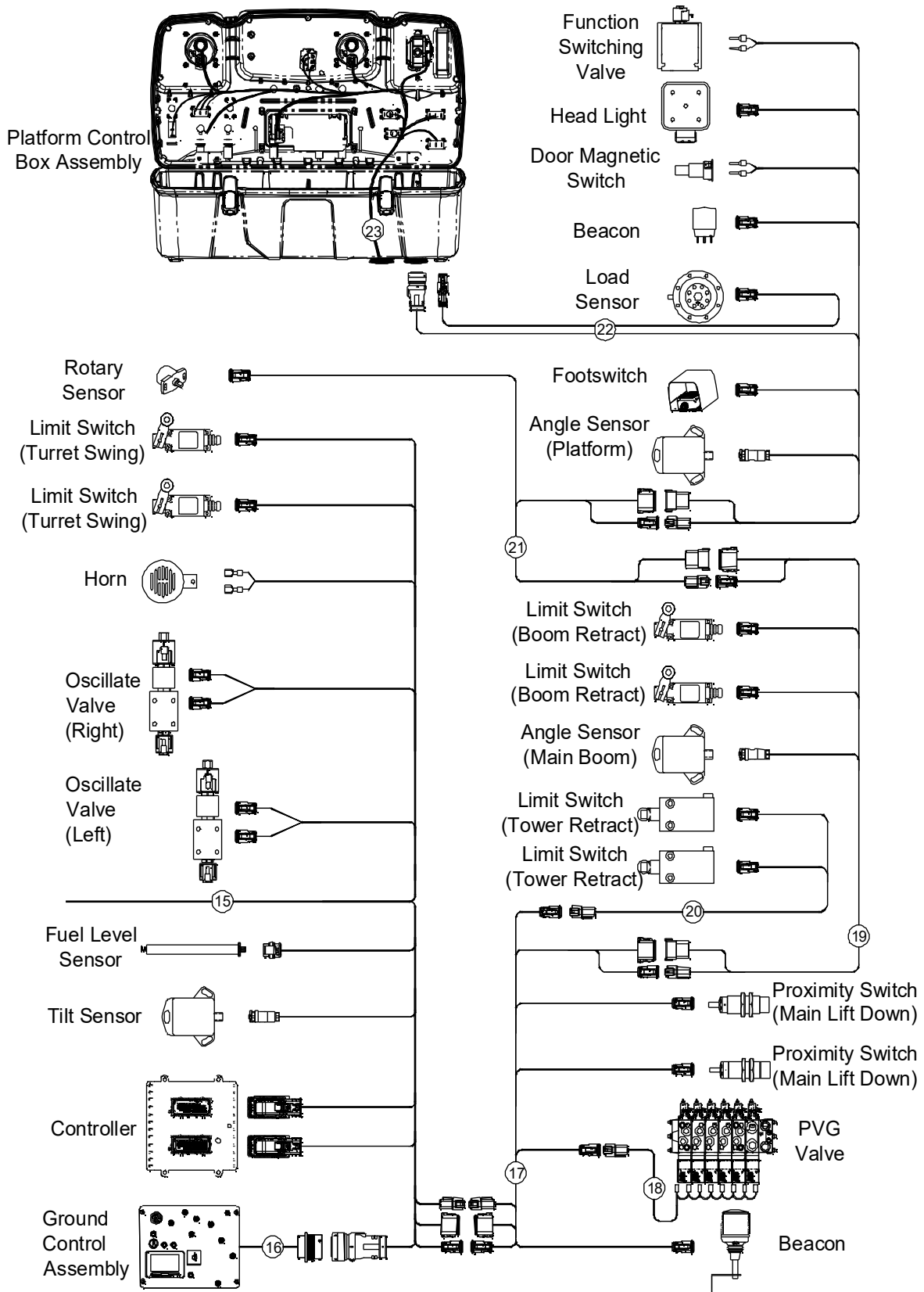
Item	Part Number	Description	Qty.	Remark
1	50008472	Hose Assembly	1	
2	00002921	Fitting, Straight	4	
3	00001832	Fitting, 90°	5	
4	00001769	Fitting, Straight	2	
5	50008473	Hose Assembly	1	
6	00003758	Fitting, Straight	1	
7	00001282	Fitting, Straight	1	
8	50008471	Hose Assembly	2	

Section 7 Electrical System

7-1 Electrical Harness



7-1 Electrical Harness (Continued)



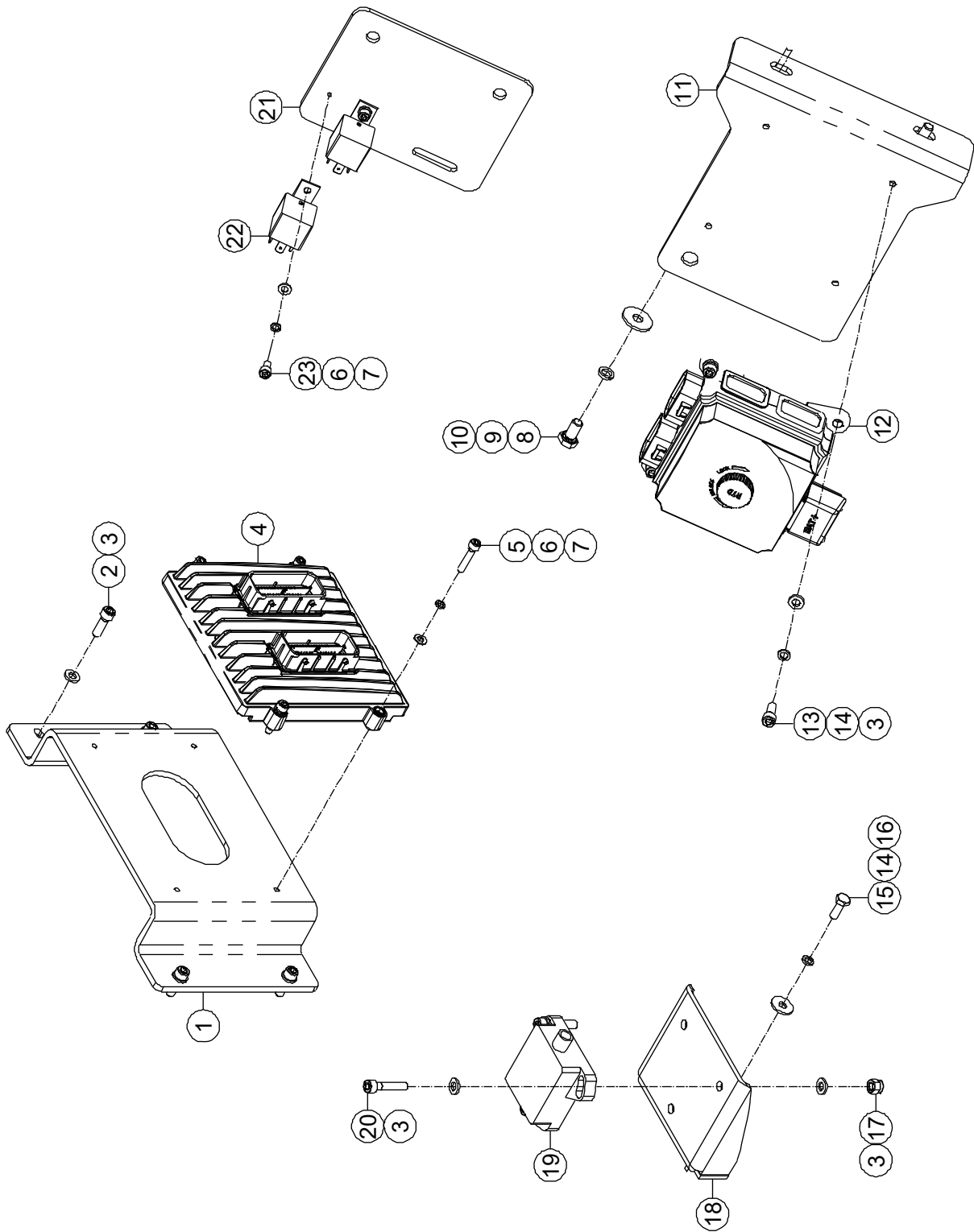
7-1 Electrical Harness

Item	Part Number	Description	Qty.	Remark
1	00011087	Engine Harness	1	Perkins Engine
	00009591	Engine Harness	1	Kubota Engine
2	00011699	Emergency Pump Negative Harness	1	Perkins Engine
	00009598	Emergency Pump Negative Harness	1	Kubota Engine
3	00011088	Engine Negative Harness	1	Perkins Engine
	00009608	Engine Negative Harness	1	Kubota Engine
4	00009609	Emergency Power Negative Harness	1	
5	00011327	Battery Negative Harness	1	Perkins Engine
	00009607	Battery Negative Harness	1	Kubota Engine
6	00011326	Start Motor Harness	1	Perkins Engine
	00009602	Start Motor Harness	1	Kubota Engine
7	00005351	Emergency Power Positive Harness	1	
8	00011329	Alternator Harness	1	Perkins Engine
	00009603	Alternator Harness	1	Kubota Engine
9	00011328	Preheat Contactor Harness	1	Perkins Engine
10	00009604	Emergency Pump Contactor Harness	1	
11	00009601	Fuse Box Power Harness	1	
12	00011325	Battery Positive Harness	1	Perkins Engine
	00009599	Battery Positive Harness	1	Kubota Engine
13	00009605	Emergency Pump Positive Harness	1	
14	00009606	Fuse Box Power Harness 1	1	
15	00009589	Chassis Harness	1	
16	00009736	Ground Control Plane Harness	1	
17	00010263	Linkage Harness	1	
18	00008113	PVG-1939 CANBUS Resistance	1	Standard
	00008114	PVG-1939 Harness	3	
	00008115	PVG-1939 Power Harness	1	
	00011218	PVG Valve Harness	1	Optional
19	00009595	Main Boom Harness	1	BT16CRT2

7-1 Electrical Harness (Continued)

Item	Part Number	Description	Qty.	Remark
19	00009594	Main Boom Harness	1	BT18CRT2
	00010264	Main Boom Harness	1	BT20CRT2
	00010369	Main Boom Harness	1	BT22CRT2
20	00011371	Chain Break Harness	1	BT22CRT2
21	00010265	Jib Harness	1	
22	00011787	Platform Harness	1	
--	00011895	Load Sensor Harness	1	
23	00011786	Platform Control Box Harness	1	

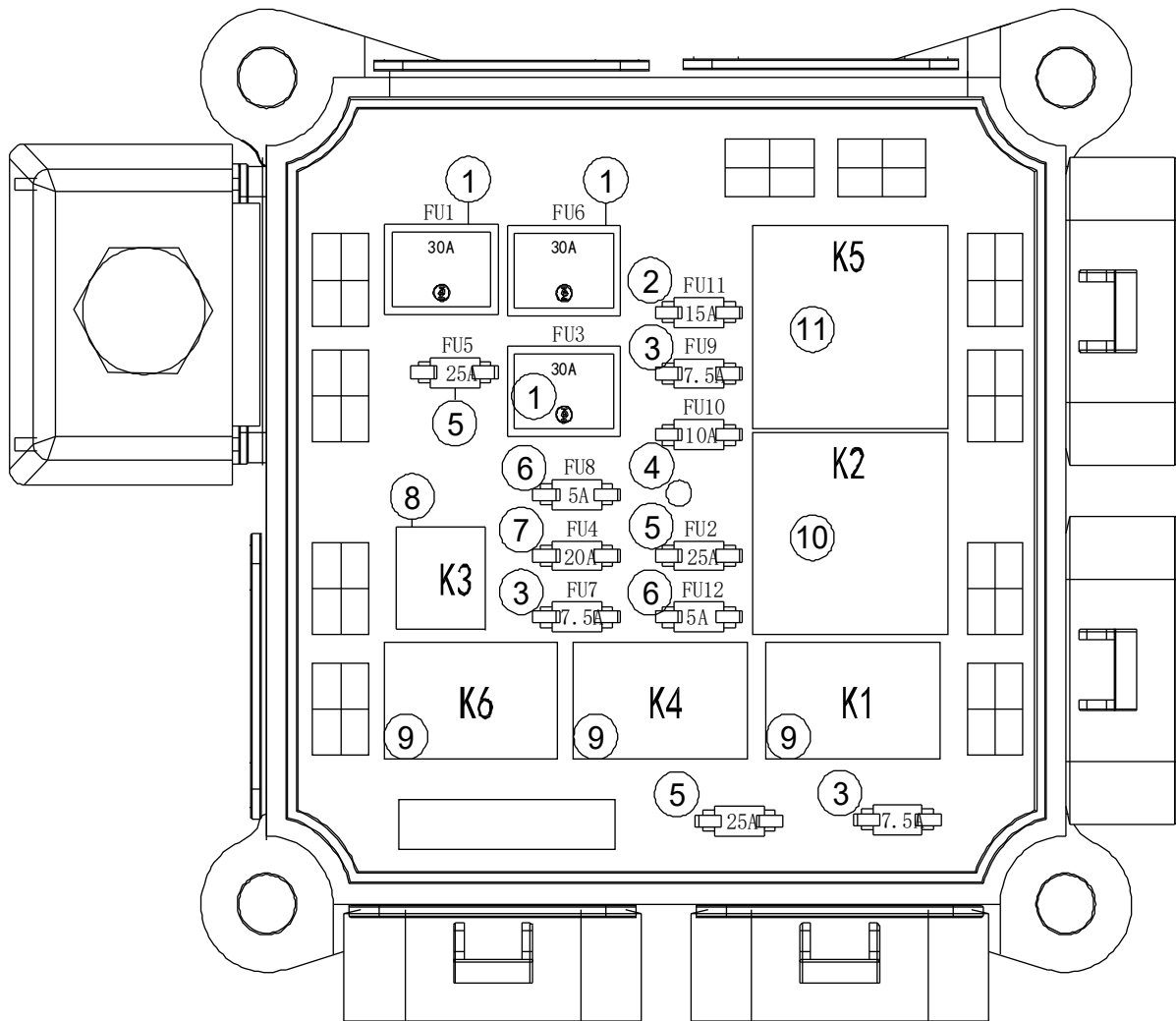
7-2 Electrical Installations



7-2 Electrical Installations

Item	Part Number	Description	Qty.	Remark
1	92101205	Bracket	1	
2	00000774	Screw GB/T 70 M6 × 20	4	
3	00000620	Flat Washer GB/T 97.1 6	14	
4	85000135	Controller	1	
5	00002484	Screw GB/T 70 M5 × 25	4	
6	00000606	Spring Washer GB/T 93 5	4	2WS Only
	00000606	Spring Washer GB/T 93 5	6	4WS Only
7	00000605	Flat Washer GB/T 97.1 5	4	2WS Only
	00000605	Flat Washer GB/T 97.1 5	6	4WS Only
8	00001063	Bolt GB/T 5783 M8 × 16	2	
9	00000609	Spring Washer GB/T 93 8	2	
10	00002000	Flat Washer GB/T 96.1 8	2	
11	92100027	Bracket	1	
12	00006155	Power Distribution Module (<i>Refer to 7-3</i>)	1	
13	00000876	Screw GB/T 70 M6 × 16	4	
14	00000621	Spring Washer GB/T 93 6	6	
15	00000818	Bolt GB/T 5783 M6 × 16	2	
16	00002583	Flat Washer GB/T 96.1 6	2	
17	00001033	Nut GB/T 6182 M6	3	
18	92049041	Support	1	
19	00002917	Tilt Sensor	1	
20	00001042	Screw GB/T 70 M6 × 30	3	
21	50008936	Plate	1	4WS Only
22	00002206	Relay	2	
23	00001030	Screw GB/T 70 M5 × 10	2	

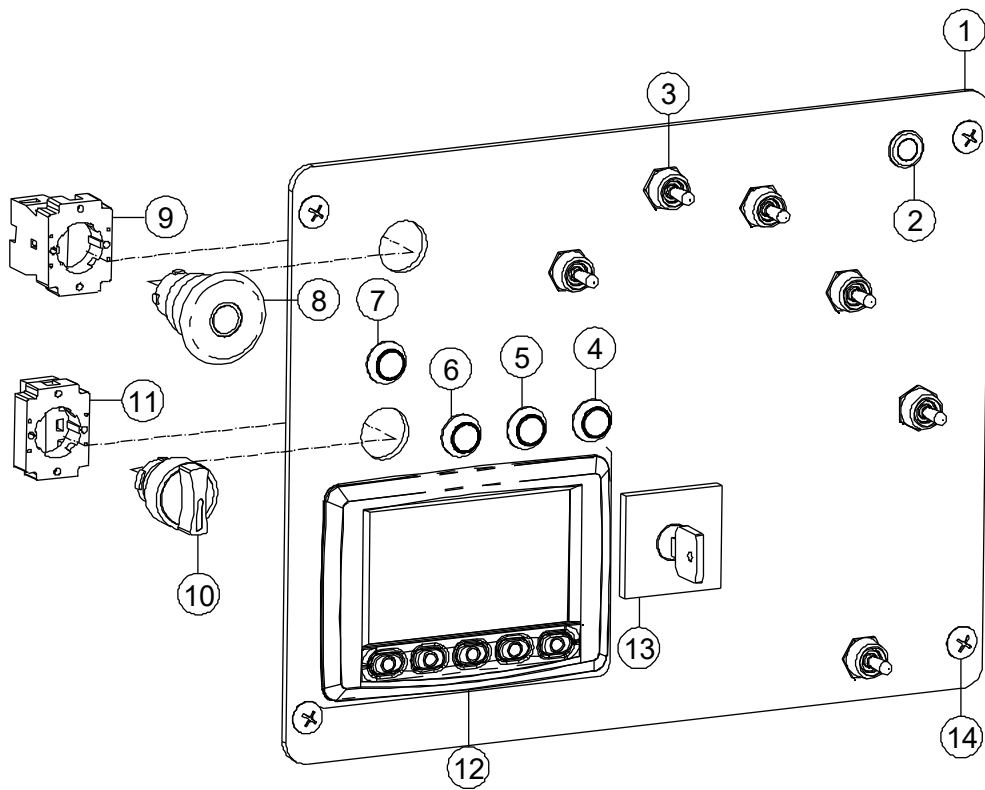
7-3 Power Distribution Module



7-3 Power Distribution Module

Item	Part Number	Description	Qty.	Remark
1	00010918	Fuse 30A	3	
2	00010916	Fuse 15A	1	
3	00010914	Fuse 7.5A	3	
4	00010915	Fuse 10A	1	
5	00010930	Fuse 25A	2	
6	00010913	Fuse 5A	2	
7	00010917	Fuse 20A	1	
8	00010921	Relay	1	
9	00010919	Relay	3	
10	00010920	Relay	1	
11	00010922	Relay	1	

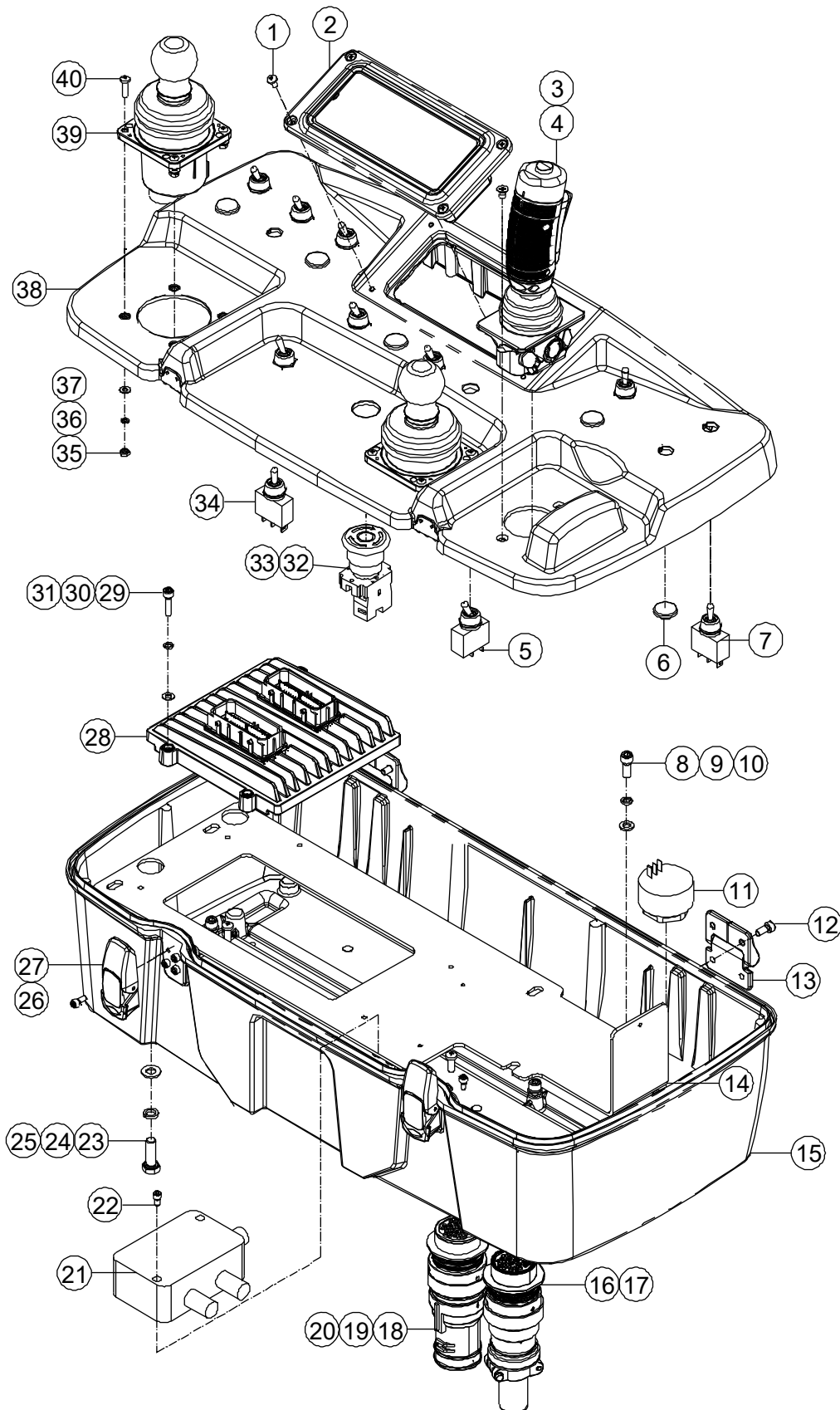
7-4 Ground Control Panel Assembly



7-4 Ground Control Panel Assembly

Item	Part Number	Description	Qty.	Remark
1	50007414	Panel	1	
2	00003162	Indicator, Red	1	
3	00006135	Switch, Toggle	6	
4	00006139	Push Button, yellow	1	
5	00006138	Push Button, Green	1	
6	00006154	Push Button, Red	1	
7	00006137	Push Button, Red	1	
8	00000754	Red Mushroom Head	1	
9	00000752	Base With 1 NC Contact	1	
10	00002566	Select Switch Head	1	
11	00002346	Base With 1 NO Contact	1	
12	85000137	Display	1	
13	00006133	Key Switch	1	
14	00001018	Screw GB/T 973 M6 × 14	4	

7-5 Platform Control Box Assembly



7-5 Platform Control Box Assembly

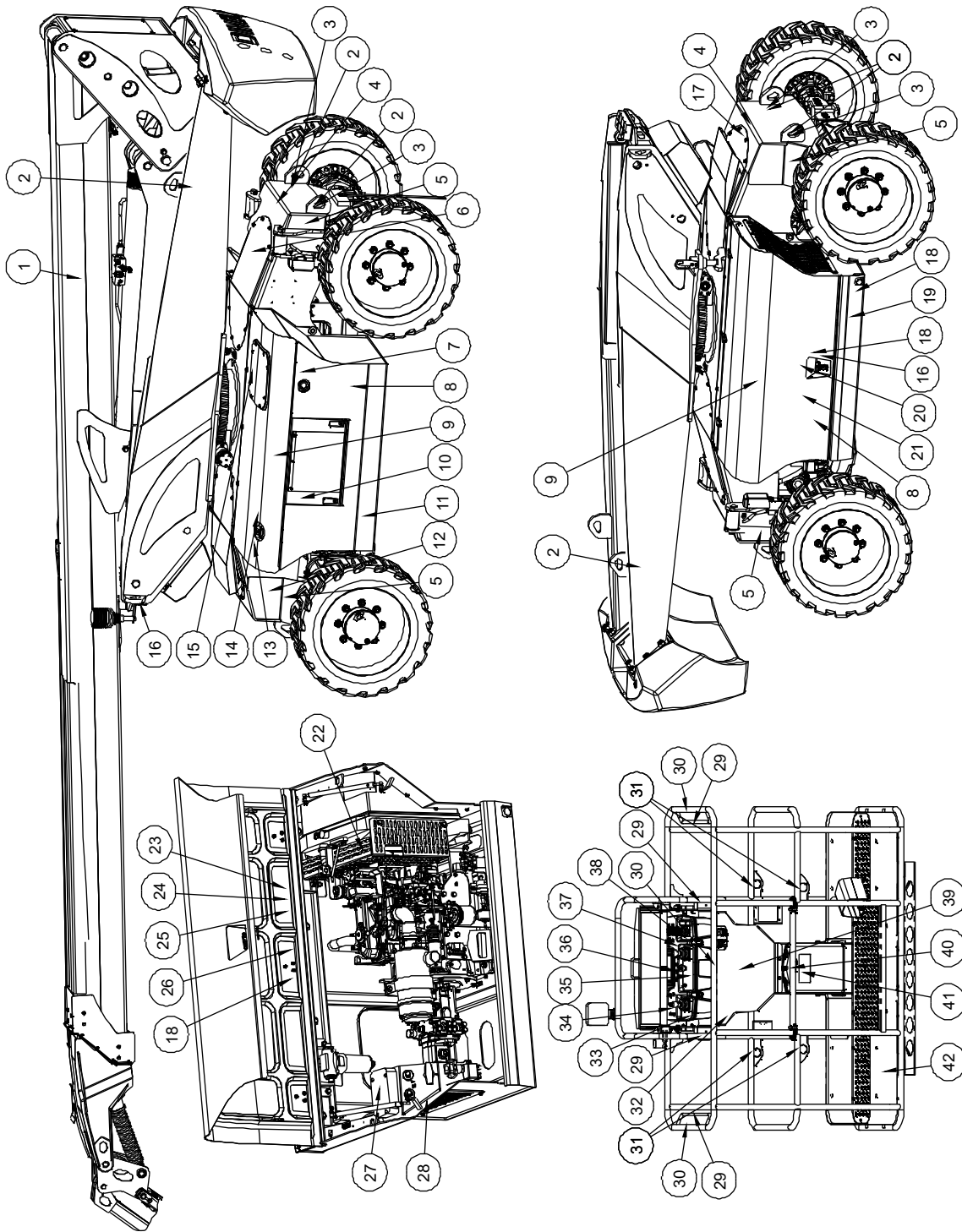
Item	Part Number	Description	Qty.	Remark
--	92000091	平台控制箱箱体总成 (包含序号 12, 13, 15, 26, 27, 38)	1	
1	00002333	Screw GB/T 818 M4 × 8 - H	4	
2	00005395	LED Panel	1	
3	00005459	Screw GB/T 819 M5 × 8 - H	2	
4	00005393	Joystick (Steer & Drive)	1	
5	00006134	Switch, Toggle	6	
6	00000667	Plug, Toggle Switch	5	2WS Only
	00000667	Plug, Toggle Switch	4	4WS Only
7	00005401	Switch, Toggle	1	2WS Only
	00005401	Switch, Toggle	2	4WS Only
8	00000876	Screw GB/T 70 M6 × 16	5	
9	00000621	Spring Washer GB/T 93 6	5	
10	00000620	Flat Washer GB/T 97.1 6	5	
11	00002326	Alarm	1	
12	00001252	Screw GB/T 70 M5 × 12	8	
13	00005391	Hinge	2	
14	92000094	Bracket	1	
15	92000092	Platform Control Box	1	
16	00005396	Housing for Male Terminals	1	
17	00005398	Housing for Female Terminals	1	
18	00004693	Back Shell	1	
19	00005399	Housing for Female Tterminals	1	
20	00005397	Housing for Male Terminals	1	
21	00003164	Load Sensor Amplifier	1	
22	00001987	Screw GB/T 70 M4 × 8	2	
23	00000993	Bolt GB/T 5783 M8 × 25	4	
24	00000609	Spring Washer GB/T 93 6	4	
25	00000608	Flat Washer GB/T 97.1 6	4	

7-5 Platform Control Box Assembly (Continued)

Item	Part Number	Description	Qty.	Remark
26	00002002	Screw GB/T 70 M4 × 10	8	
27	00005392	Latch	2	
28	85000134	Controller	1	
29	00000605	Flat Washer GB/T 97.1 5	4	
30	00000606	Spring Washer GB/T 93 5	4	
31	00000817	Screw GB/T 70 M5 × 20	4	
32	00000752	Base With 1 NC Contact	1	
33	00000754	Red Mushroom Head	1	
34	00006135	Switch, Toggle	3	
35	00002712	Nut GB/T 6170 M4	8	
36	00000779	Spring Washer GB/T 93 4	8	
37	00000778	Flat Washer GB/T 97.1 4	8	
38	92000093	Cover, Platform Control Box	1	
39	00005394	Joystick	2	
40	00001232	Screw GB/T 818 M4 × 16 - H	8	

Section 8 Decals

8-1 Decals Installations



8-1 Decals Installations

Item	Part Number	Description	Qty.	Remark
1	09630208	Decal, Label-BT22CRT2	1	BT22CRT2
	09630209	Decal, Label-BT20CRT2	1	BT20CRT2
	09630210	Decal, Label-BT18CRT2	1	BT18CRT2
	09630211	Decal, Label-BT16CRT2	1	BT16CRT2
2	09320014	Decal, Instructions-Lift point	4	
3	09310366	Decal, Instructions-Tie down point	4	
4	09410117	Decal, Symbols-Crushing hazard	2	
5	09310271	Decal, Instructions-Maximum wheel load 4750kg	4	BT22CRT2
	09310140	Decal, Instructions-Maximum wheel load 4030kg	4	BT20CRT2
	09310203	Decal, Instructions-Maximum wheel load 3470kg	4	BT18CRT2
	09310443	Decal, Instructions-Maximum wheel load 3030kg	4	BT16CRT2
6	09310251	Decal, Instructions-Black arrow forward	1	
7	09310527	Decal, Notice-Check the hydraulic oil level	1	
8	09610178	Decal, Label-BT22CRT2	1	BT22CRT2
	09610179	Decal, Label-BT20CRT2	2	BT20CRT2
	09610180	Decal, Label-BT18CRT2	2	BT18CRT2
	09610181	Decal, Label-BT16CRT2	2	BT16CRT2
9	09910126	Decal, Label-22m	2	2WS
	09910107	Decal, Label-20m	2	2WS
	09910108	Decal, Label-18m	2	2WS
	09910109	Decal, Label-16m	2	2WS
	09910143	Decal, Label-22m	2	4WS
	09910144	Decal, Label-20m	2	4WS
	09910145	Decal, Label-18m	2	4WS
	09910146	Decal, Label-16m	2	4WS
10	09410151	Decal, Warning-Emergency system overriding	1	
























8-1 Decals Installations (Continued)

Item	Part Number	Description	Qty.	Remark
11	09910110	Decal, Label-Cosmetic	1	
12	09310302	Decal, Instructions-Noise 104dB	1	
13	09310253	Decal, Instructions-Diesel	1	
14	09410156	Decal, Caution-Ultra low sulfur diesel fuel only	1	
15	09310252	Decal, Instructions-Hydraulic	1	
16	09410118	Decal, Symbols-Hand crushing hazard	3	
17	09310250	Decal, Instructions-White arrow reverse	1	
18	09410186	Decal, Symbols-High temperature	3	
19	09910111	Decal, Label-Cosmetic	1	
20	09310370	Decal, Instructions-Engine	1	
21	09410244	Decal, Symbols-Slope rating	1	BT22CRT2
	09410245	Decal, Symbols-Slope rating	1	BT20CRT2 BT18CRT2 BT16CRT2
22	09410120	Decal, Symbols-Cutting hazard	1	
23	09310369	Decal, Notice-Filling antifreeze coolant notice	1	
24	09310368	Decal, Instructions-Antifreeze coolant	1	
25	09410123	Decal, Symbols-Pressurized liquids	1	
26	09310254	Decal, Instructions-Air filter	1	
27	09410143	Decal, Caution-Main power switch operation	1	
28	09410122	Decal, Symbols-Entangled hazard	1	
29	09340070	Decal, Symbols-Non operating hand position	4	
30	09440212	Decal, Warning-Crushing hazard	3	
31	09340041	Decal, Label-Lanyard anchorage point	4	
32	09440332	Decal, Danger-Axle release hazard	1	
33	09140040	Decal, Platform control panel	1	
34	09140037	Decal, Platform control panel	1	
35	09140041	Decal, Platform control panel	1	

8-1 Decals Installations (Continued)

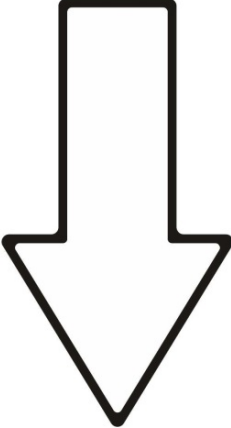
Item	Part Number	Description	Qty.	Remark
36	09140038	Decal, Platform control panel	1	
37	09140039	Decal, Platform control panel	1	
38	09140042	Decal, Platform control panel	1	
39	09440760	Decal, Instructions-Work area	1	BT22CRT2 (Standard)
	09440761	Decal, Instructions-Work area	1	BT20CRT2 (Standard)
	09440762	Decal, Instructions-Work area	1	BT18CRT2 (Standard)
	09440763	Decal, Instructions-Work area	1	BT16CRT2 (Standard)
	09440764	Decal, Instructions-Work area	1	BT22CRT2 (Optional)
	09440765	Decal, Instructions-Work area	1	BT20CRT2 (Optional)
	09440766	Decal, Instructions-Work area	1	BT18CRT2 (Optional)
	09440767	Decal, Instructions-Work area	1	BT16CRT2 (Optional)
40	09340029	Decal, Instructions-Open/close	1	
41	09340026	Decal, Notice-Keep the manual with the machine	1	
42	09440755	Decal, Label-Capacity 320kg	1	Standard
	09440192	Decal, Label-Capacity 300kg	1	Optinal

8-1 Decals Installations (Continued)


<p>① 09630208 BT22CRT2</p> <p>① 09630209 BT20CRT2</p> <p>① 09630210 BT18CRT2</p> <p>① 09630211 BT16CRT2</p> <p>⑨ 09910126 DINGLI 22m </p> <p>⑨ 09910107 DINGLI 20m </p> <p>⑨ 09910108 DINGLI 18m </p> <p>⑨ 09910109 DINGLI 16m </p> <p>⑨ 09910143 DINGLI 22m </p> <p>⑨ 09910144 DINGLI 20m </p> <p>⑨ 09910145 DINGLI 18m </p> <p>⑨ 09910146 DINGLI 16m </p> <p>⑪ 09910110 </p>	<p>② 09320014 </p> <p>③ 09310366 </p> <p>④ 09410117 </p> <p>⑤ 09310271 </p> <p>⑤ 09310140 </p> <p>⑤ 09310203 </p> <p>⑤ 09310443 </p> <p>⑧ 09610178 BT22CRT2</p> <p>⑧ 09610179 BT20CRT2</p> <p>⑧ 09610180 BT18CRT2</p> <p>⑧ 09610181 BT16CRT2</p>	<p>⑥ 09310251 </p> <p>⑦ 09310527 </p> <p>⑩ 09410151 </p> <p>⑫ 09310302 </p> <p>⑬ 09310253 </p> <p>⑭ 09410156 </p> <p>⑮ 09310252 </p>
---	---	--

8-1 Decals Installations (Continued)


17 09310250




16 09410118




18 09410186




19 09910111




20 09310370




21 09410244




21 09410245




22 09410120




23 09310369




24 09310368




25 09410123




26 09310254




27 09410143




28 09410122




29 09340070



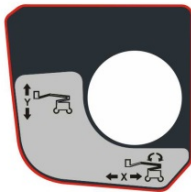
30 09440212



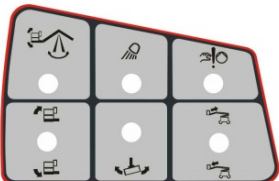
31 09340041




33 09140040




34 09140037



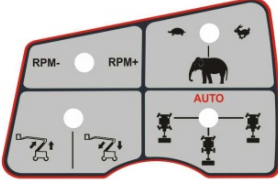
32 09440332




36 09140038



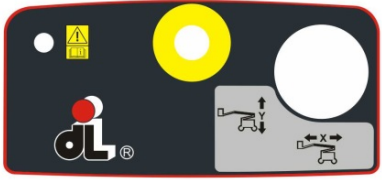
37 09140039



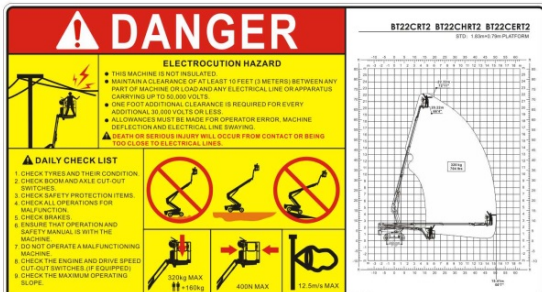
38 09140042



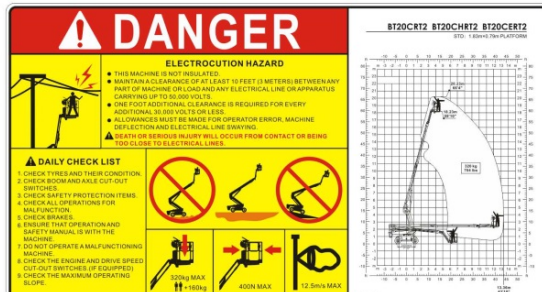
35 09140041



39 09440760



39 09440761



8-1 Decals Installations (Continued)

39 09440762

DANGER

ELECTROCUTION HAZARD

- THIS MACHINE IS NOT INSULATED.
- MAINTAIN A CLEARANCE OF AT LEAST 10 FEET (3 METERS) BETWEEN ANY PART OF MACHINE OR LOAD AND ANY ELECTRICAL LINE OR APPARATUS CARRYING UP TO 50,000 VOLTS.
- ONE FOOT (300 MM) ADDITIONAL CLEARANCE IS REQUIRED FOR EVERY ADDITIONAL 30,000 VOLTS OR LESS.
- ALLOWANCES MUST BE MADE FOR OPERATOR ERROR, MACHINE DEFLECTION AND ELECTRICAL LINE SWAYING.
- DEATH OR SERIOUS INJURY WILL OCCUR FROM CONTACT OR BEING TOO CLOSE TO ELECTRICAL LINES.

DAILY CHECK LIST

- CHECK THREE AND THEIR CONDITION.
- CHECK BOOM AND AXLE CUT-OUT SWITCHES.
- CHECK SAFETY PROTECTION ITEMS.
- CHECK ALL OPERATIONS FOR MALFUNCTIONS.
- CHECK BRAKES.
- ENSURE THAT OPERATION AND SAFETY MANUAL IS WITH THE MACHINE.
- DO NOT OPERATE A MALFUNCTIONING MACHINE.
- CHECK THE ENGINE AND DRIVE SPEED CUT-OUT SWITCHES (IF EQUIPPED).
- CHECK THE MAXIMUM OPERATING SLOPE.

320kg MAX
H=1700kg
400N MAX
12.5m/s MAX

BT18CR2 BT18CHR2 BT18CER2
DPI: 2.88x0.21m PLATFORM

39 09440763

DANGER

ELECTROCUTION HAZARD

- THIS MACHINE IS NOT INSULATED.
- MAINTAIN A CLEARANCE OF AT LEAST 10 FEET (3 METERS) BETWEEN ANY PART OF MACHINE OR LOAD AND ANY ELECTRICAL LINE OR APPARATUS CARRYING UP TO 50,000 VOLTS.
- ONE FOOT (300 MM) ADDITIONAL CLEARANCE IS REQUIRED FOR EVERY ADDITIONAL 30,000 VOLTS OR LESS.
- ALLOWANCES MUST BE MADE FOR OPERATOR ERROR, MACHINE DEFLECTION AND ELECTRICAL LINE SWAYING.
- DEATH OR SERIOUS INJURY WILL OCCUR FROM CONTACT OR BEING TOO CLOSE TO ELECTRICAL LINES.

DAILY CHECK LIST

- CHECK THREE AND THEIR CONDITION.
- CHECK BOOM AND AXLE CUT-OUT SWITCHES.
- CHECK SAFETY PROTECTION ITEMS.
- CHECK ALL OPERATIONS FOR MALFUNCTIONS.
- CHECK BRAKES.
- ENSURE THAT OPERATION AND SAFETY MANUAL IS WITH THE MACHINE.
- DO NOT OPERATE A MALFUNCTIONING MACHINE.
- CHECK THE ENGINE AND DRIVE SPEED CUT-OUT SWITCHES (IF EQUIPPED).
- CHECK THE MAXIMUM OPERATING SLOPE.

320kg MAX
H=1700kg
400N MAX
12.5m/s MAX

BT16CR2 BT16CHR2 BT16CER2
DPI: 2.88x0.21m PLATFORM

39 09440764

DANGER

ELECTROCUTION HAZARD

- THIS MACHINE IS NOT INSULATED.
- MAINTAIN A CLEARANCE OF AT LEAST 10 FEET (3 METERS) BETWEEN ANY PART OF MACHINE OR LOAD AND ANY ELECTRICAL LINE OR APPARATUS CARRYING UP TO 50,000 VOLTS.
- ONE FOOT (300 MM) ADDITIONAL CLEARANCE IS REQUIRED FOR EVERY ADDITIONAL 30,000 VOLTS OR LESS.
- ALLOWANCES MUST BE MADE FOR OPERATOR ERROR, MACHINE DEFLECTION AND ELECTRICAL LINE SWAYING.
- DEATH OR SERIOUS INJURY WILL OCCUR FROM CONTACT OR BEING TOO CLOSE TO ELECTRICAL LINES.

DAILY CHECK LIST

- CHECK THREE AND THEIR CONDITION.
- CHECK BOOM AND AXLE CUT-OUT SWITCHES.
- CHECK SAFETY PROTECTION ITEMS.
- CHECK ALL OPERATIONS FOR MALFUNCTIONS.
- CHECK BRAKES.
- ENSURE THAT OPERATION AND SAFETY MANUAL IS WITH THE MACHINE.
- DO NOT OPERATE A MALFUNCTIONING MACHINE.
- CHECK THE ENGINE AND DRIVE SPEED CUT-OUT SWITCHES (IF EQUIPPED).
- CHECK THE MAXIMUM OPERATING SLOPE.

300kg MAX
H=1400kg
400N MAX
12.5m/s MAX

BT22CR2 BT22CHR2 BT22CER2
DPI: 2.88x0.21m PLATFORM

39 09440765

DANGER

ELECTROCUTION HAZARD

- THIS MACHINE IS NOT INSULATED.
- MAINTAIN A CLEARANCE OF AT LEAST 10 FEET (3 METERS) BETWEEN ANY PART OF MACHINE OR LOAD AND ANY ELECTRICAL LINE OR APPARATUS CARRYING UP TO 50,000 VOLTS.
- ONE FOOT (300 MM) ADDITIONAL CLEARANCE IS REQUIRED FOR EVERY ADDITIONAL 30,000 VOLTS OR LESS.
- ALLOWANCES MUST BE MADE FOR OPERATOR ERROR, MACHINE DEFLECTION AND ELECTRICAL LINE SWAYING.
- DEATH OR SERIOUS INJURY WILL OCCUR FROM CONTACT OR BEING TOO CLOSE TO ELECTRICAL LINES.

DAILY CHECK LIST

- CHECK THREE AND THEIR CONDITION.
- CHECK BOOM AND AXLE CUT-OUT SWITCHES.
- CHECK SAFETY PROTECTION ITEMS.
- CHECK ALL OPERATIONS FOR MALFUNCTIONS.
- CHECK BRAKES.
- ENSURE THAT OPERATION AND SAFETY MANUAL IS WITH THE MACHINE.
- DO NOT OPERATE A MALFUNCTIONING MACHINE.
- CHECK THE ENGINE AND DRIVE SPEED CUT-OUT SWITCHES (IF EQUIPPED).
- CHECK THE MAXIMUM OPERATING SLOPE.

300kg MAX
H=1400kg
400N MAX
12.5m/s MAX

BT20CR2 BT20CHR2 BT20CER2
DPI: 2.88x0.21m PLATFORM

39 09440766

DANGER

ELECTROCUTION HAZARD

- THIS MACHINE IS NOT INSULATED.
- MAINTAIN A CLEARANCE OF AT LEAST 10 FEET (3 METERS) BETWEEN ANY PART OF MACHINE OR LOAD AND ANY ELECTRICAL LINE OR APPARATUS CARRYING UP TO 50,000 VOLTS.
- ONE FOOT (300 MM) ADDITIONAL CLEARANCE IS REQUIRED FOR EVERY ADDITIONAL 30,000 VOLTS OR LESS.
- ALLOWANCES MUST BE MADE FOR OPERATOR ERROR, MACHINE DEFLECTION AND ELECTRICAL LINE SWAYING.
- DEATH OR SERIOUS INJURY WILL OCCUR FROM CONTACT OR BEING TOO CLOSE TO ELECTRICAL LINES.

DAILY CHECK LIST

- CHECK THREE AND THEIR CONDITION.
- CHECK BOOM AND AXLE CUT-OUT SWITCHES.
- CHECK SAFETY PROTECTION ITEMS.
- CHECK ALL OPERATIONS FOR MALFUNCTIONS.
- CHECK BRAKES.
- ENSURE THAT OPERATION AND SAFETY MANUAL IS WITH THE MACHINE.
- DO NOT OPERATE A MALFUNCTIONING MACHINE.
- CHECK THE ENGINE AND DRIVE SPEED CUT-OUT SWITCHES (IF EQUIPPED).
- CHECK THE MAXIMUM OPERATING SLOPE.

320kg MAX
H=1400kg
400N MAX
12.5m/s MAX

BT18CR2 BT18CHR2 BT18CER2
DPI: 2.88x0.21m PLATFORM

39 09440767

DANGER

ELECTROCUTION HAZARD

- THIS MACHINE IS NOT INSULATED.
- MAINTAIN A CLEARANCE OF AT LEAST 10 FEET (3 METERS) BETWEEN ANY PART OF MACHINE OR LOAD AND ANY ELECTRICAL LINE OR APPARATUS CARRYING UP TO 50,000 VOLTS.
- ONE FOOT (300 MM) ADDITIONAL CLEARANCE IS REQUIRED FOR EVERY ADDITIONAL 30,000 VOLTS OR LESS.
- ALLOWANCES MUST BE MADE FOR OPERATOR ERROR, MACHINE DEFLECTION AND ELECTRICAL LINE SWAYING.
- DEATH OR SERIOUS INJURY WILL OCCUR FROM CONTACT OR BEING TOO CLOSE TO ELECTRICAL LINES.

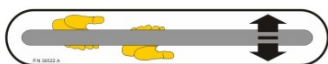
DAILY CHECK LIST

- CHECK THREE AND THEIR CONDITION.
- CHECK BOOM AND AXLE CUT-OUT SWITCHES.
- CHECK SAFETY PROTECTION ITEMS.
- CHECK ALL OPERATIONS FOR MALFUNCTIONS.
- CHECK BRAKES.
- ENSURE THAT OPERATION AND SAFETY MANUAL IS WITH THE MACHINE.
- DO NOT OPERATE A MALFUNCTIONING MACHINE.
- CHECK THE ENGINE AND DRIVE SPEED CUT-OUT SWITCHES (IF EQUIPPED).
- CHECK THE MAXIMUM OPERATING SLOPE.

320kg MAX
H=1400kg
400N MAX
12.5m/s MAX

BT16CR2 BT16CHR2 BT16CER2
DPI: 2.88x0.21m PLATFORM

40 09340029



42 09440755

CAPACITY • 320kg

41 09340026

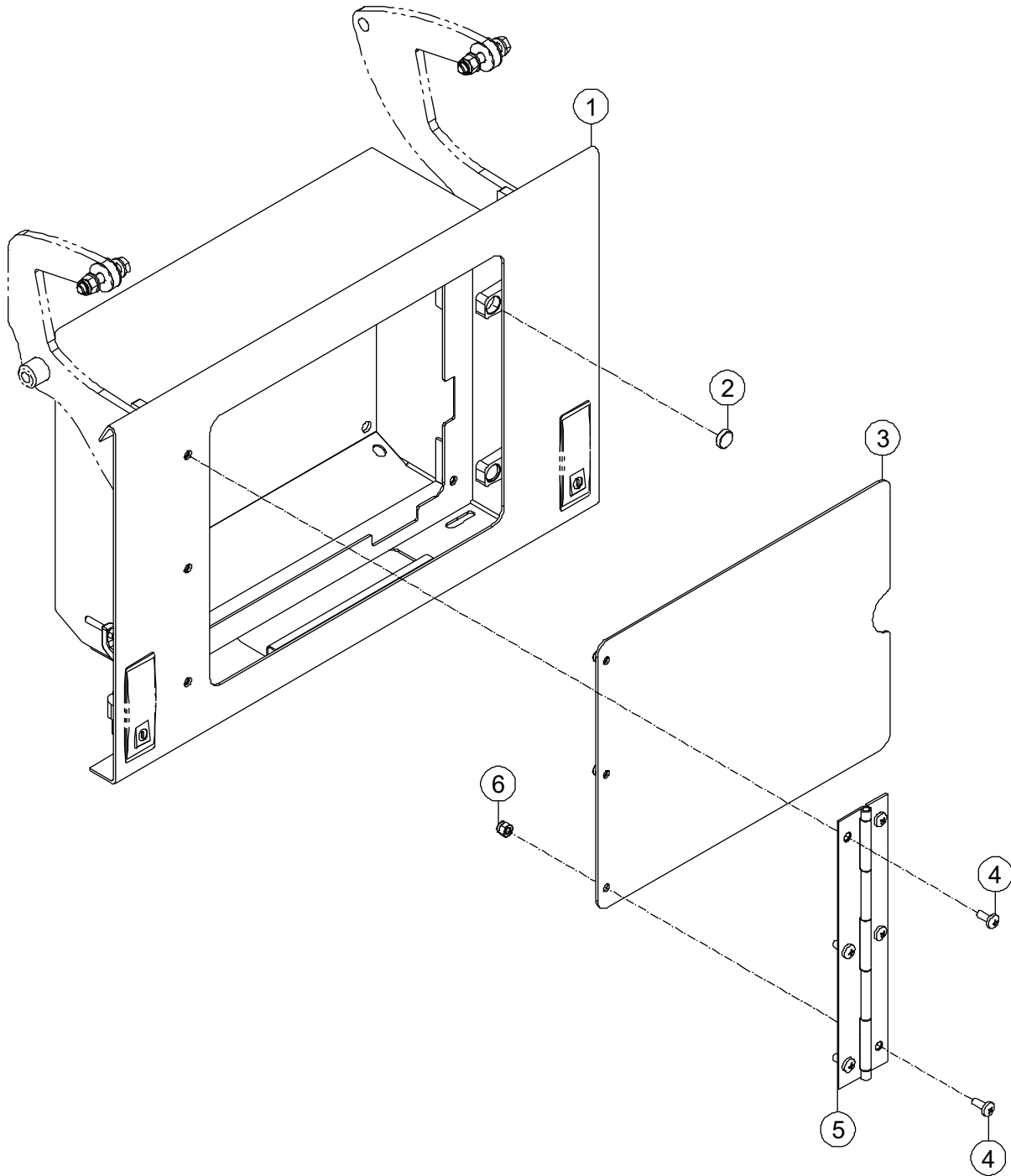


42 09440192

CAPACITY • 300kg

Section 9 Special Options

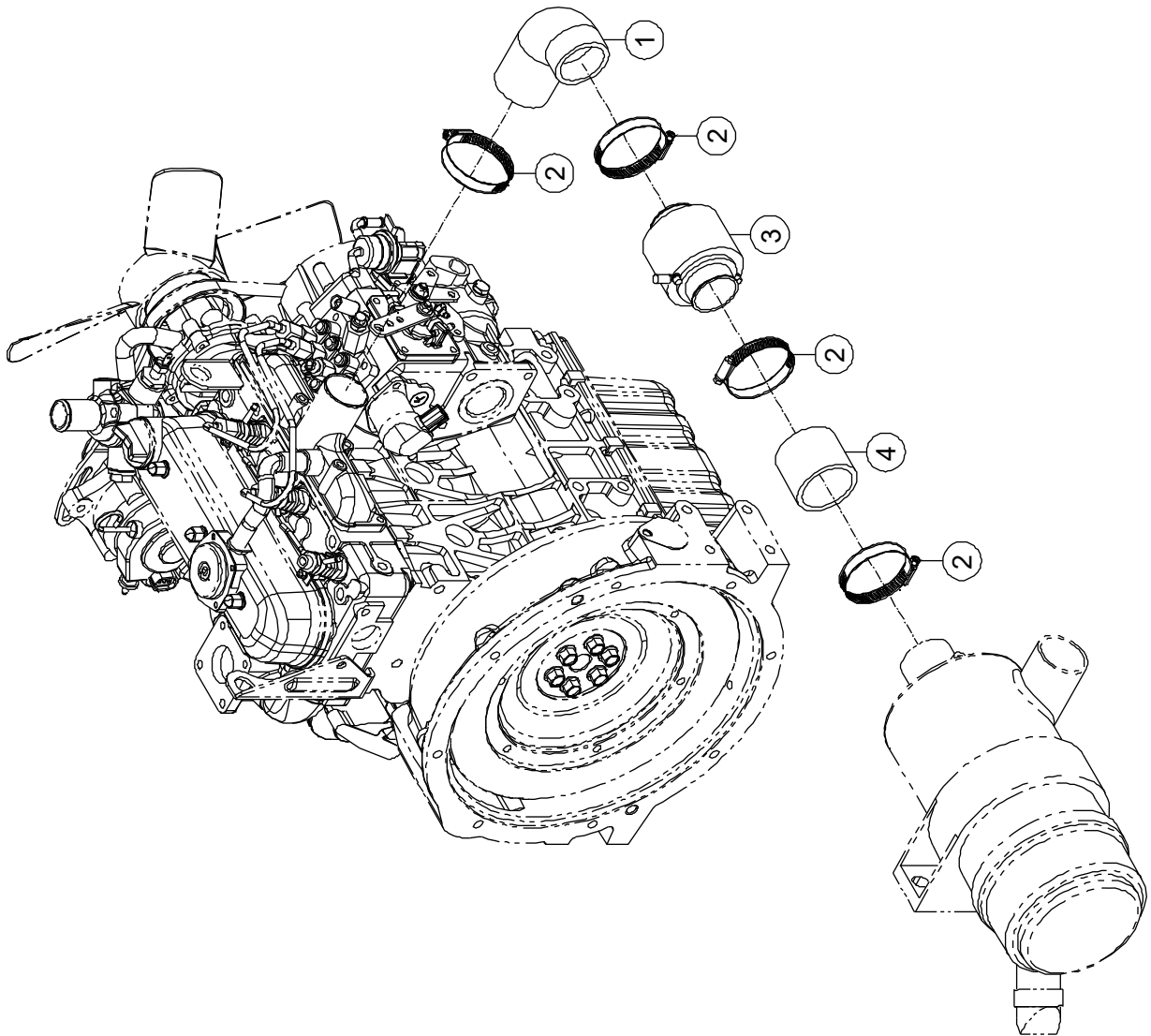
9-1 Ground Control Box Housing Installations



9-1 Ground Control Box Housing Installations

Item	Part Number	Description	Qty.	Remark
1	92100784	Ground Control Box	1	
2	10002550	Magnet	2	
3	92100788	Control door plate	1	
4	00001231	Screw GB/T 818 M6 × 14 - H	6	
5	92100786	Hinge	1	
6	00001033	Nut GB/T 6182 M6	3	

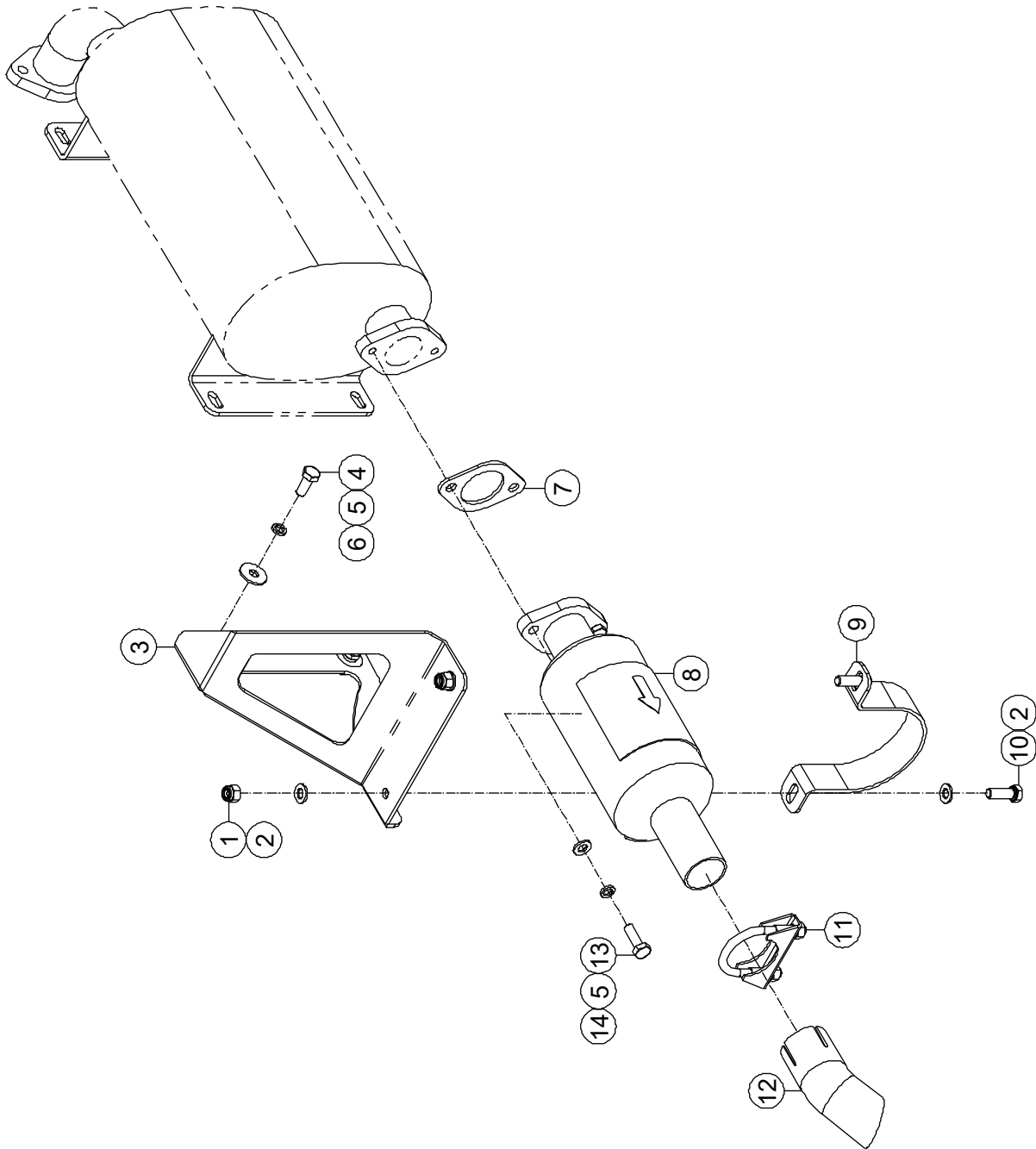
9-2 Air Shutoff Valve Installations



9-2 Air Shutoff Valve Installations

Item	Part Number	Description	Qty.	Remark
1	50009096	Hose	1	
2	50001583	Clamp	4	
3	50009097	Air Shutoff Valve D41	1	
4	50009098	Hose	1	

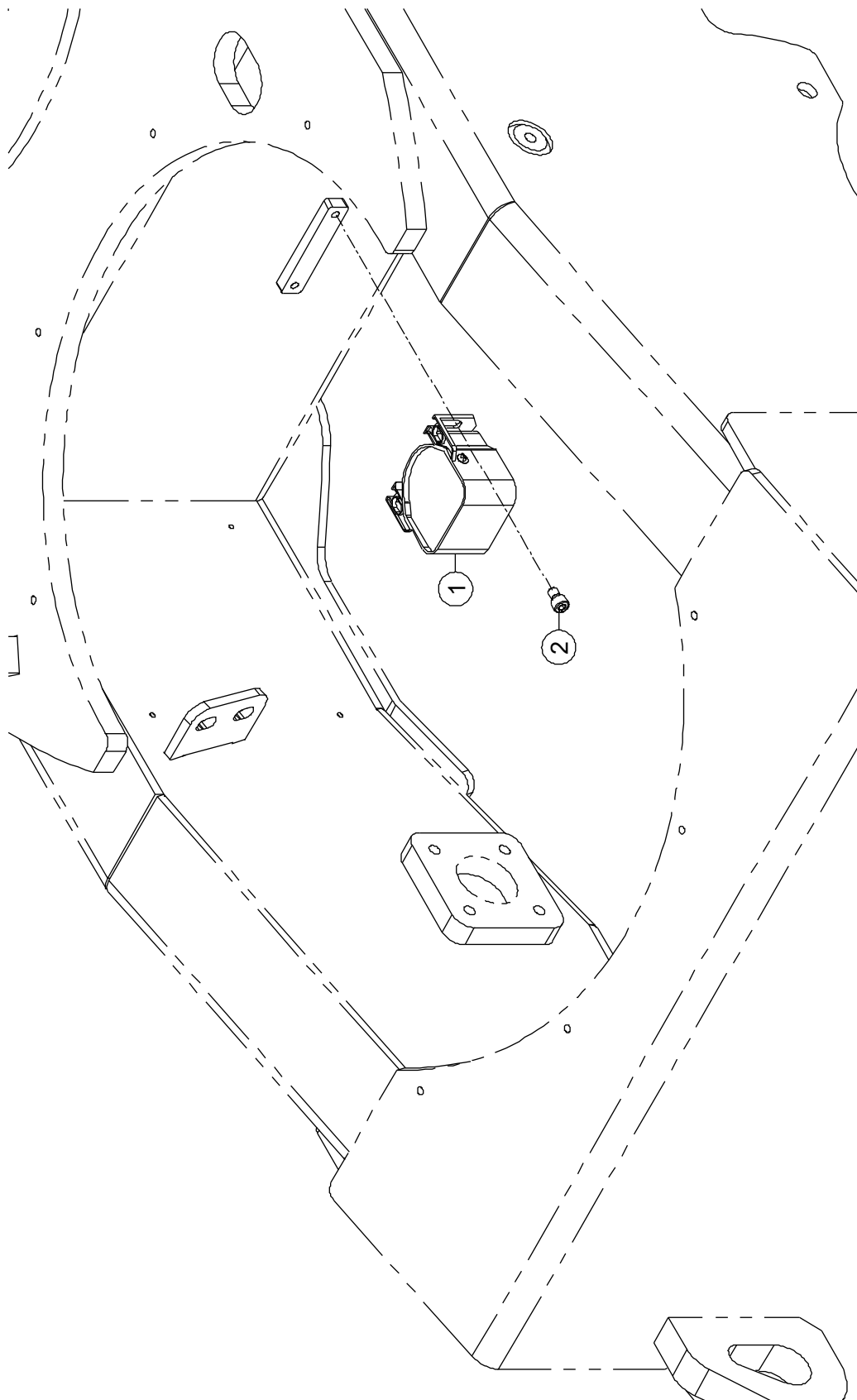
9-3 Air Intake Flame Trap Installations



9-3 Air Intake Flame Trap Installations

Item	Part Number	Description	Qty.	Remark
1	00001163	Nut GB/T 6182 M8	2	
2	00000608	Flat Washer GB/T 97.1 8	4	
3	50009087	Bracket	1	
4	00000875	Bolt GB/T 5783 M8 × 20	2	
5	00000609	Spring Washer GB/T 93 8	4	
6	00002000	Flat Washer GB/T 96.1 8	2	
7	50007595	Washer	1	
8	50009089	Air Intake Flame Trap	1	
9	50009088	Clamp	1	
10	00000993	Bolt GB/T 5783 M8 × 25	2	
11	50009092	Clamp	1	
12	50009086	Connecting Pipe	1	
13	00000993	Bolt GB/T 5783 M8 × 25	2	
14	00000608	Flat Washer GB/T 97.1 8	2	

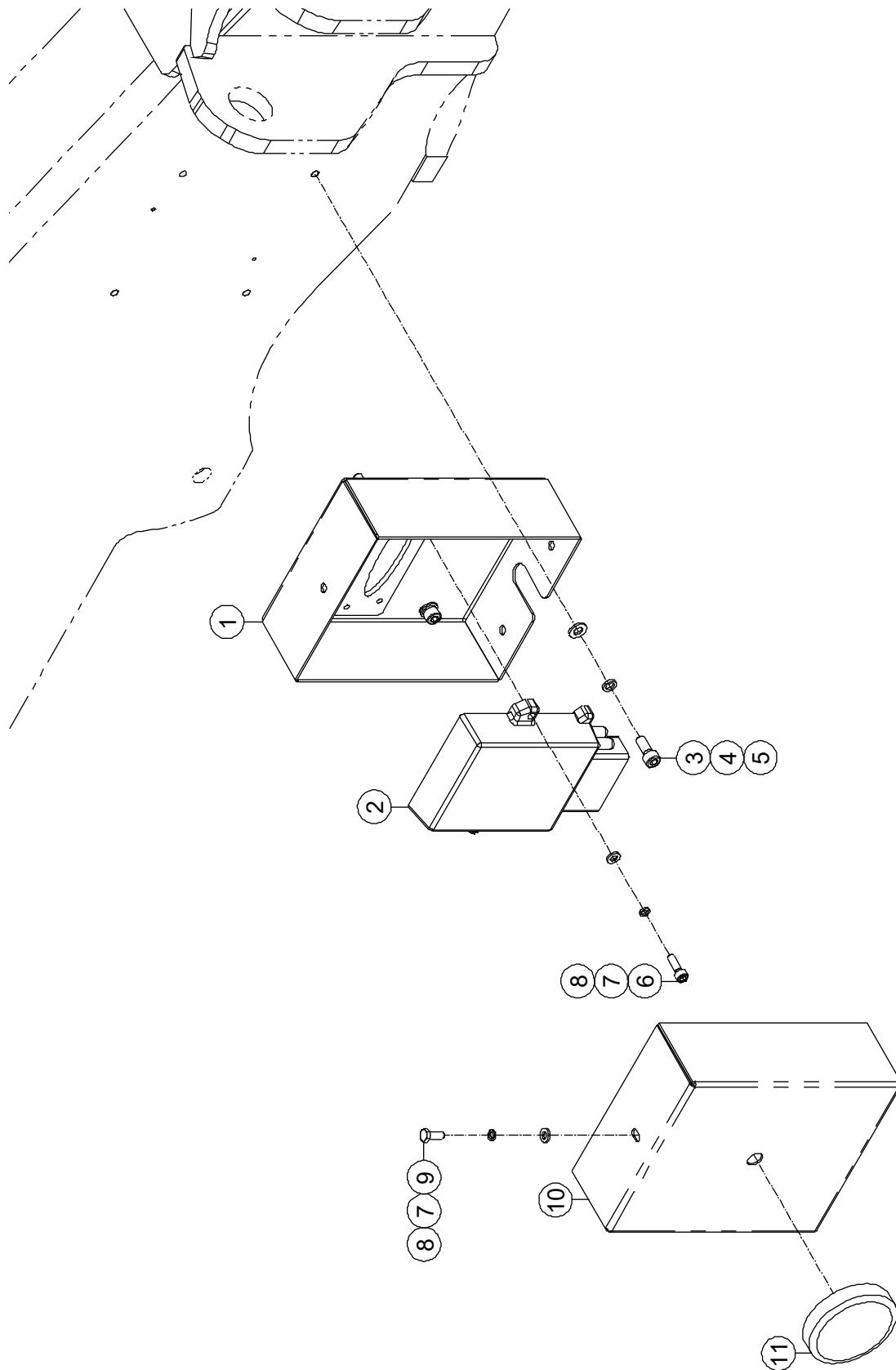
9-4 Alarm Installations



9-4 Alarm Installations

Item	Part Number	Description	Qty.	Remark
1	00004438	Alarm	1	Option 1
	00011958	Alarm (White noise)	1	Option 2
2	00002029	Screw GB/T 70 M6 × 12	2	

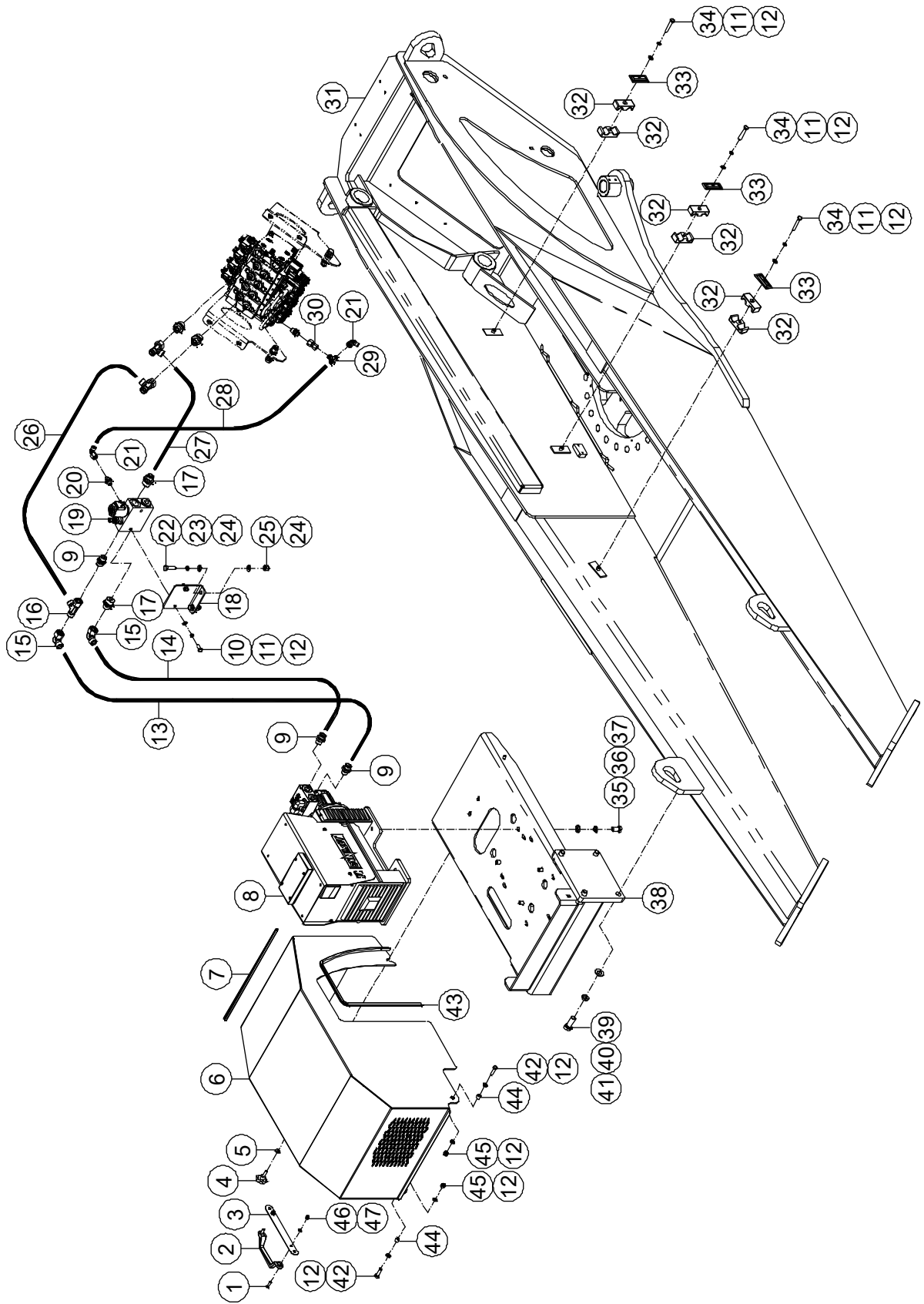
9-5 GPS Module Installations



9-5 GPS Module Installations

Item	Part Number	Description	Qty.	Remark
1	92100897	Bracket	1	
2	00007339	IOT Module	1	
3	00001061	Screw GB/T 70 M8 × 20	4	
4	00000609	Spring Washer GB/T 93 8	4	
5	00000608	Flat Washer GB/T 97.1 8	4	
6	00000774	Screw GB/T 70 M6 × 20	2	
7	00000621	Spring Washer GB/T 93 6	5	
8	00000620	Flat Washer GB/T 97.1 6	5	
9	00000818	Bolt GB/T 5783 M6 × 16	3	
10	92100896	Cover	1	
11	00007340	GPS Antenna	1	

9-6 Hydraulic Generator Assembly



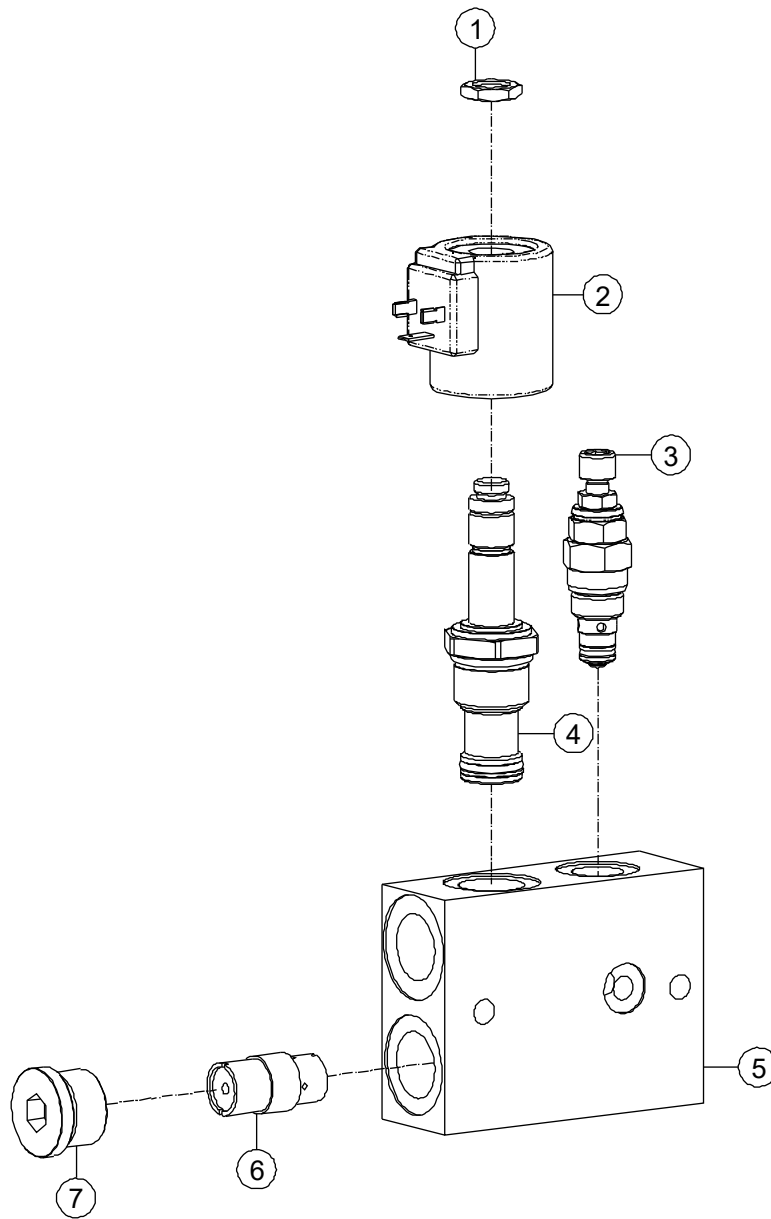
9-6 Hydraulic Generator Assembly

Item	Part Number	Description	Qty.	Remark
1	00000832	Screw GB/T 70.3 M6×25	2	
2	10011979	Handle	1	
3	92049132	Plate	1	
4	92009577	Bolt	1	
5	00002583	Flat Washer GB/T 96.1 6	1	
6	92049130	Housing	1	
7	92032848	Seal	1	
8	00008004	Hydraulic Generator (5kW/110V)	1	Option 1
	00008094	Hydraulic Generator (5kW/220V)	1	Option 2
9	00001506	Fitting, Straight	3	
10	00000875	Bolt GB/T 5783 M8 × 20	2	
11	00000609	Spring Washer GB/T 93 8	5	
12	00000608	Flat Washer GB/T 97.1 8	9	
13	50011310	Hose Assembly	1	
14	50011308	Hose Assembly	1	
15	00001835	Fitting, 90°	2	
16	00001240	Fitting, Tee	1	
17	00001508	Fitting, Straight	4	
18	50011283	Bracket	1	
19	00008095	Generator Manifold (Refer to 9-7)	1	
20	00001316	Fitting, Straight	1	
21	00001832	Fitting, 90°	2	
22	00000684	Bolt GB/T 5783 M10 × 35	2	
23	00000679	Spring Washer GB/T 93 10	2	
24	00000615	Flat Washer GB/T 97.1 10	4	
25	00000623	Nut GB/T 6182 M10	2	
26	50011309	Hose Assembly	1	
27	50011312	Hose Assembly	1	
28	50011311	Hose Assembly	1	

9-6 Hydraulic Generator Assembly (Continued)

Item	Part Number	Description	Qty.	Remark
29	93300803	Cartridge, Shuttle Valve	1	
30	00005208	Fitting, Straight	1	
31	50011281	Turntable	1	
32	92002826	Clamp	6	
33	92013750	Plate	3	
34	00003607	Bolt GB/T 5783 M8 × 50	3	
35	00000816	Bolt GB/T 5783 M12 × 25	4	
36	00000815	Spring Washer GB/T 93 12	4	
37	00000814	Flat Washer GB/T 97.1 12	4	
38	92049122	Support	1	
39	00001161	Bolt GB/T 5783 M16 × 40	4	
40	00001035	Spring Washer GB/T 93 16	4	
41	00000997	Flat Washer GB/T 97.1 16	4	
42	00000995	Bolt GB/T 5783 M8 × 30	2	
43	92049128	Seal	1	
44	92030704	Tube	2	
45	00001163	Nut GB/T 6182 M8	2	
46	00001033	Nut GB/T 6182 M6	2	
47	00000620	Flat Washer GB/T 97.1 6	2	

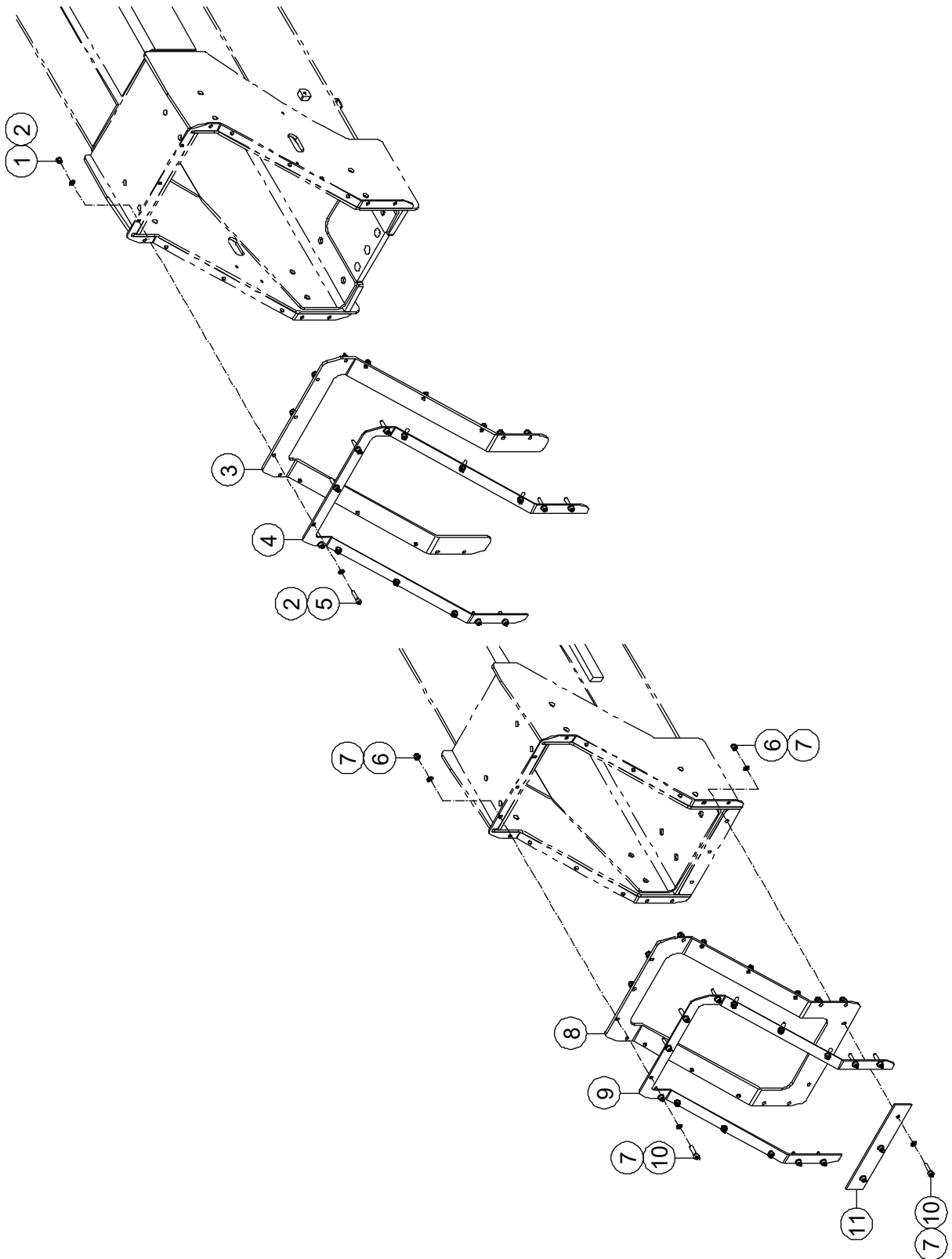
9-7 Generator Manifold



9-7 Generator Manifold

Item	Part Number	Description	Qty.	Remark
1	00003017	Nut	1	
2	00003287	Coil	1	
3	00003780	Cartridge, Relief Valve	1	
4	00005198	Cartridge, Solenoid Valve	1	
5	00005385	Body	1	
6	00008110	Cartridge, Flow Control Valve	1	
7	00001115	Plug	1	

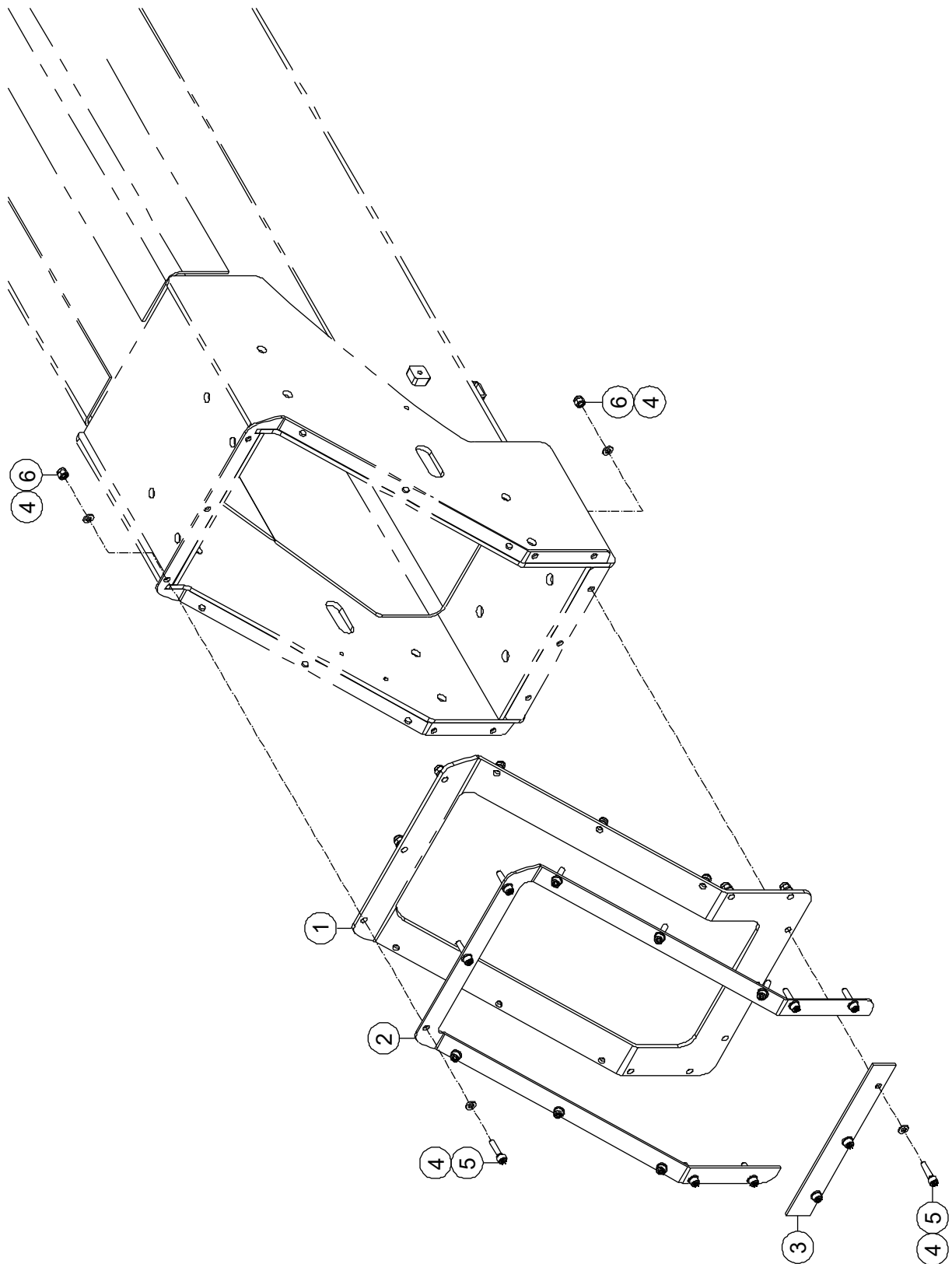
9-8 Boom Shield Installations (BT22CRT2)



9-8 Boom Shield Installations (BT22CRT2)

Item	Part Number	Description	Qty.	Remark
1	00001033	Nut GB/T 6182 M6	15	
2	00000620	Flat Washer GB/T 97.1 6	30	
3	50010119	Guard (Rubber)	1	
4	50010120	Plate	1	
5	00001034	Screw GB/T 70 M6 × 25	15	
6	00001033	Nut GB/T 6182 M6	18	
7	00000620	Flat Washer GB/T 97.1 6	36	
8	50010122	Guard (Rubber)	1	
9	50010124	Plate	1	
10	00001034	Screw GB/T 70 M6 × 25	18	
11	50010123	Plate	1	

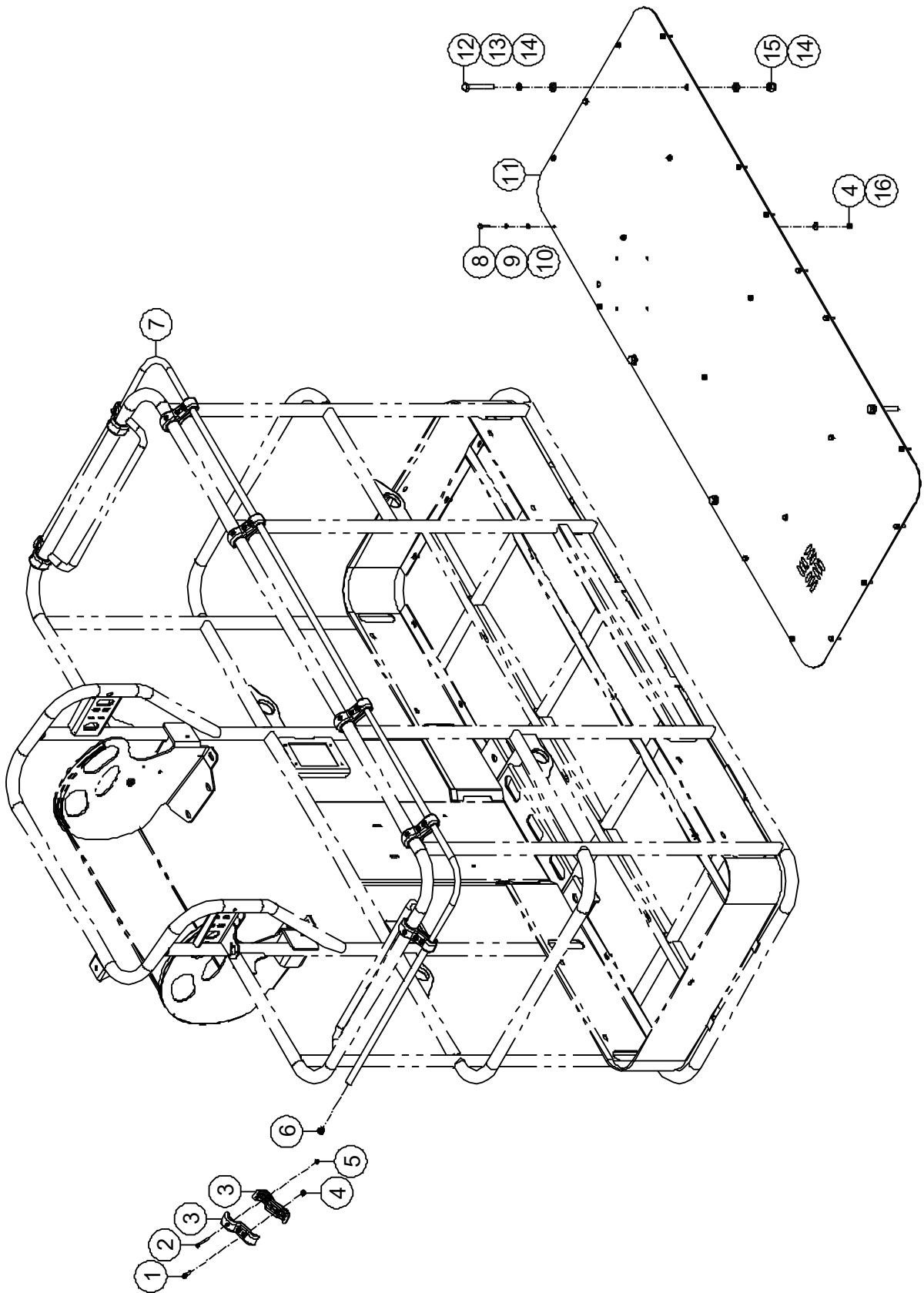
9-9 Boom Shield Installations (BT20CRT2, BT18CRT2, BT16CRT2)



9-9 Boom Shield Installations (BT20CRT2, BT18CRT2, BT16CRT2)

Item	Part Number	Description	Qty.	Remark
1	50008946	Guard (Rubber)	1	
2	50008947	Plate	1	
3	50008948	Plate	1	
4	00000620	Flat Washer GB/T 97.1 6	32	
5	00001034	Screw GB/T 70 M6 × 25	16	
6	00001033	Nut GB/T 6182 M6	16	

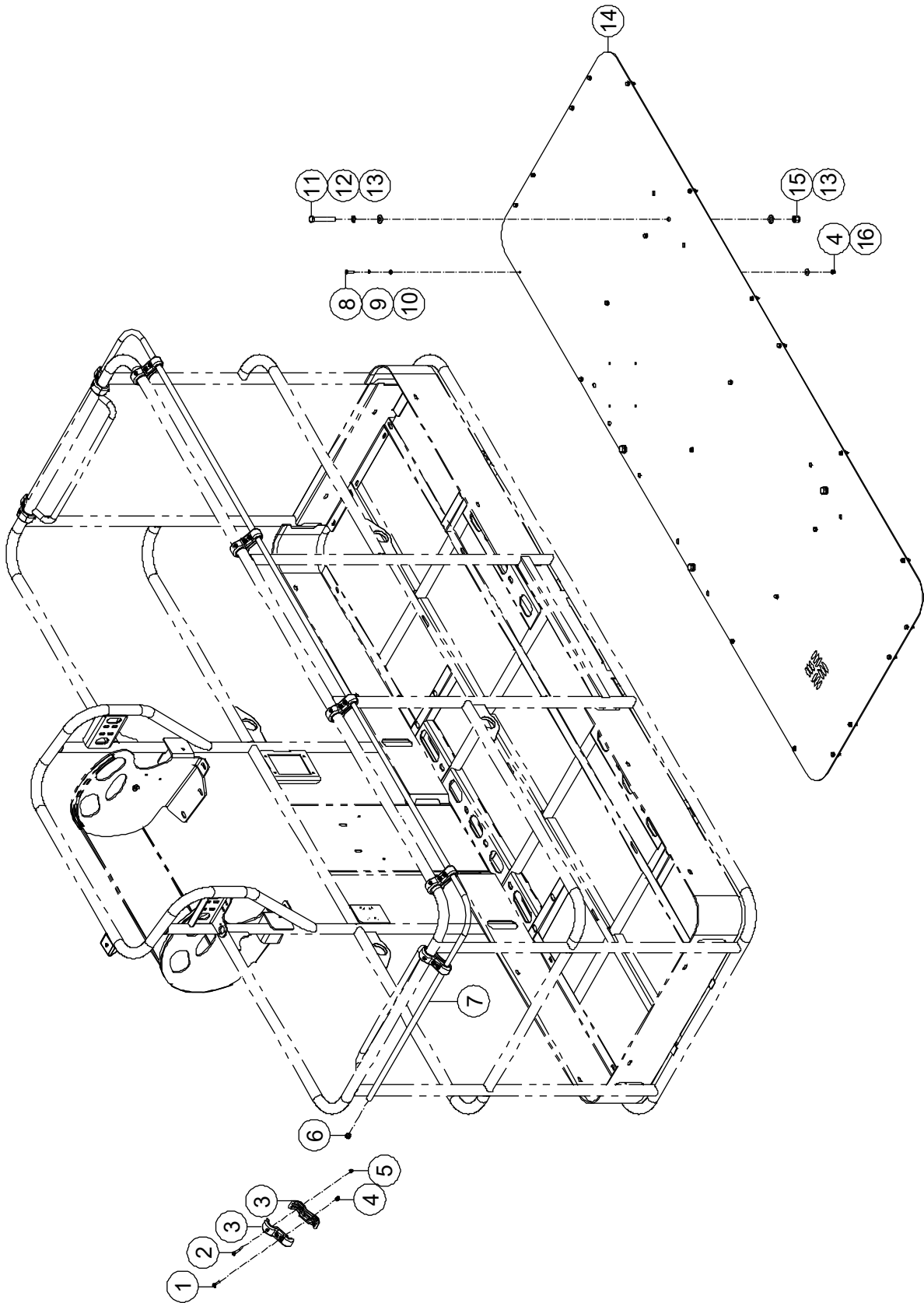
9-10 Platform Accessories 1 (1.83m×0.79m)



9-10 Platform Accessories 1 (1.83m×0.79m)

Item	Part Number	Description	Qty.	Remark
1	00001034	Screw GB/T 70 M6 × 25	16	
2	00002505	Screw GB/T 70 M5 × 50	8	
3	10007023	Pinch Guard Support	16	
4	00001033	Nut GB/T 6182 M6	38	
5	00000613	Nut GB/T 6182 M5	8	
6	92100821	Plug	2	
7	50005790	Pinch Guard	1	
8	00000619	Bolt GB/T 5783 M6 × 25	22	
9	00000621	Spring Washer GB/T 93 6	22	
10	00000620	Flat Washer GB/T 97.1 6	22	
11	50005788	Deck Plate	1	
12	00002527	Bolt GB/T 5782 M12 × 80	4	
13	00000815	Spring Washer GB/T 93 12	4	
14	00000814	Flat Washer GB/T 97.1 12	8	
15	00001249	Nut GB/T 6182 M12	4	
16	00002583	Flat Washer GB/T 96.1 6	22	

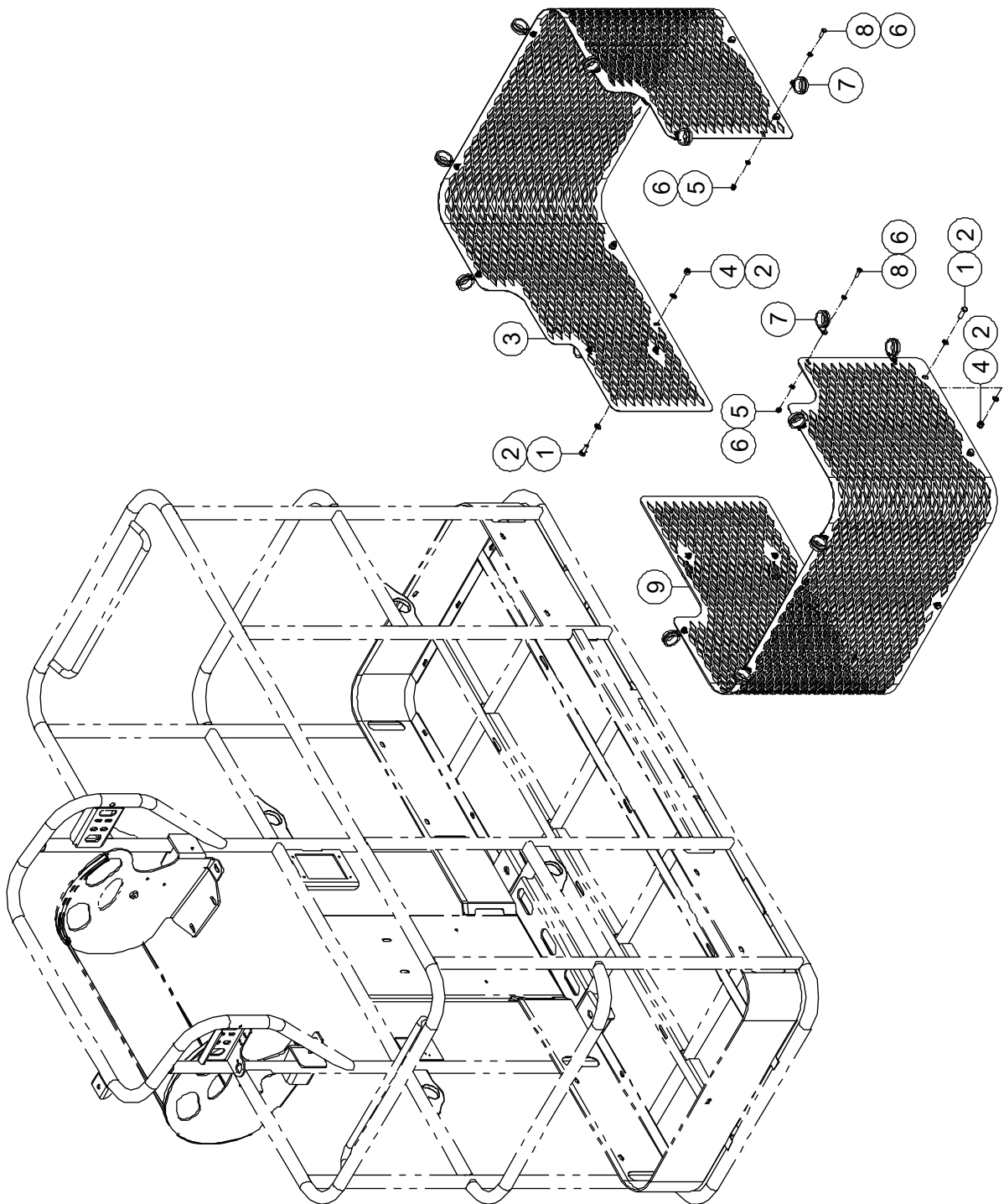
9-11 Platform Accessories 1 (2.44m×0.91m)



9-11 Platform Accessories 1 (2.44m×0.91m)

Item	Part Number	Description	Qty.	Remark
1	00001034	Screw GB/T 70 M6 × 25	16	
2	00002505	Screw GB/T 70 M5 × 50	8	
3	10007023	Pinch Guard Support	16	
4	00001033	Nut GB/T 6182 M6	40	
5	00000613	Nut GB/T 6182 M5	8	
6	92100821	Plug	2	
7	92100767	Pinch Guard	1	
8	00000619	Bolt GB/T 5783 M6 × 25	24	
9	00000621	Spring Washer GB/T 93 6	24	
10	00000620	Flat Washer GB/T 97.1 6	24	
11	00002527	Bolt GB/T 5782 M12 × 80	4	
12	00000815	Spring Washer GB/T 93 12	4	
13	00000814	Flat Washer GB/T 97.1 12	8	
14	50010125	Deck Plate	1	
15	00001249	Nut GB/T 6182 M12	4	
16	00002583	Flat Washer GB/T 96.1 6	24	

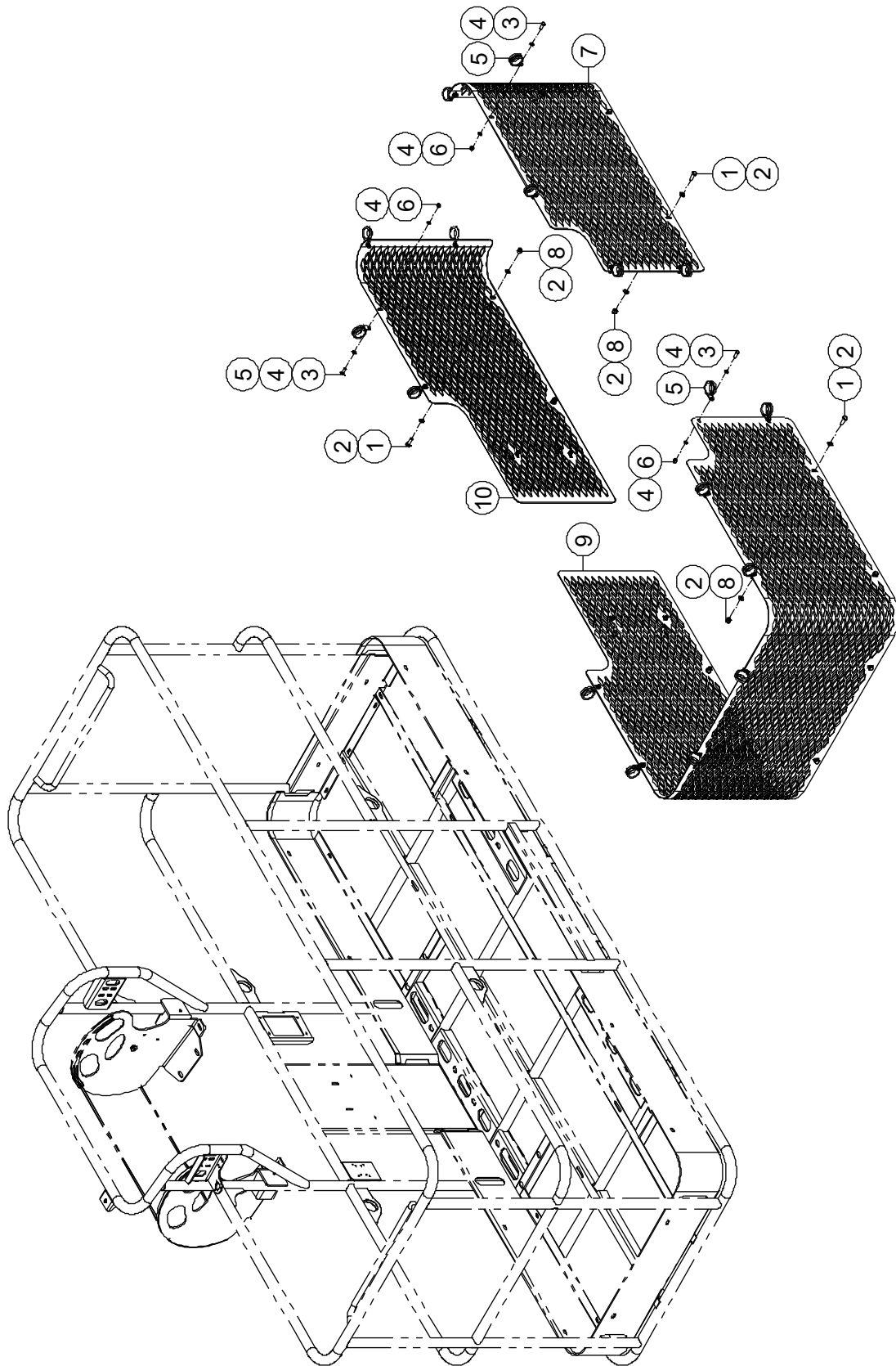
9-12 Platform Accessories 2 (1.83m×0.79m)



9-12 Platform Accessories 2 (1.83m×0.79m)

Item	Part Number	Description	Qty.	Remark
1	00000993	Bolt GB/T 5783 M8 × 25	10	
2	00000608	Flat Washer GB/T 97.1 8	20	
3	50005792	Panel, Half Mesh	1	
4	00001163	Nut GB/T 6182 M8	10	
5	00001033	Nut GB/T 6182 M6	16	
6	00000620	Flat Washer GB/T 97.1 6	32	
7	92100782	Clamp	16	
8	00000743	Bolt GB/T 5783 M6 × 20	16	
9	50005791	Panel, Half Mesh	1	

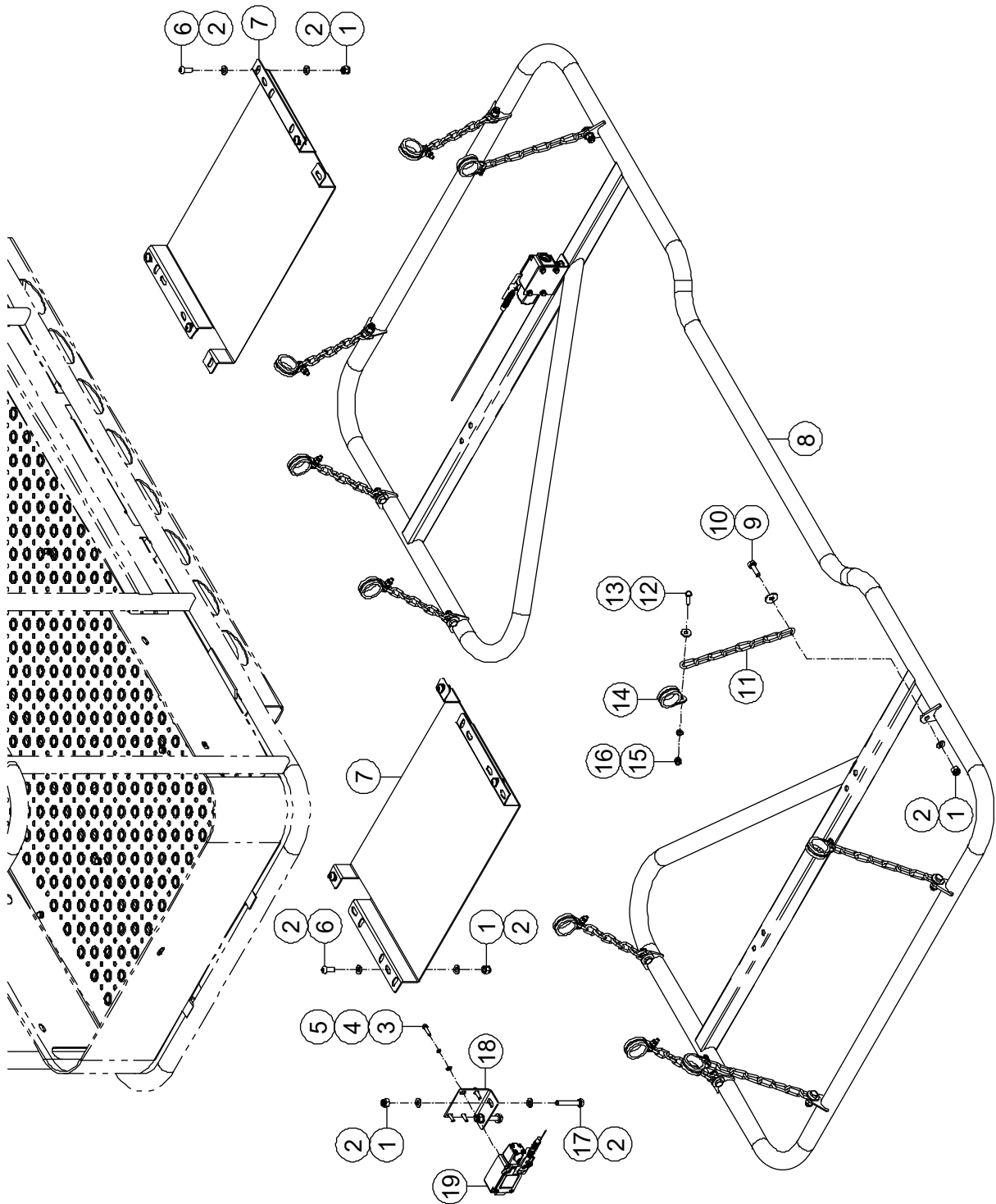
9-13 Platform Accessories 2 (2.44m×0.91m)



9-13 Platform Accessories 2 (2.44m×0.91m)

Item	Part Number	Description	Qty.	Remark
1	00000993	Bolt GB/T 5783 M8 × 25	10	
2	00000608	Flat Washer GB/T 97.1 8	20	
3	00000743	Bolt GB/T 5783 M6 × 20	22	
4	00000620	Flat Washer GB/T 97.1 6	44	
5	92100782	Clamp	22	
6	00001033	Nut GB/T 6182 M6	22	
7	92100781	Panel, Half Mesh	1	
8	00001163	Nut GB/T 6182 M8	10	
9	92100779	Panel, Half Mesh	1	
10	92100780	Panel, Half Mesh	1	

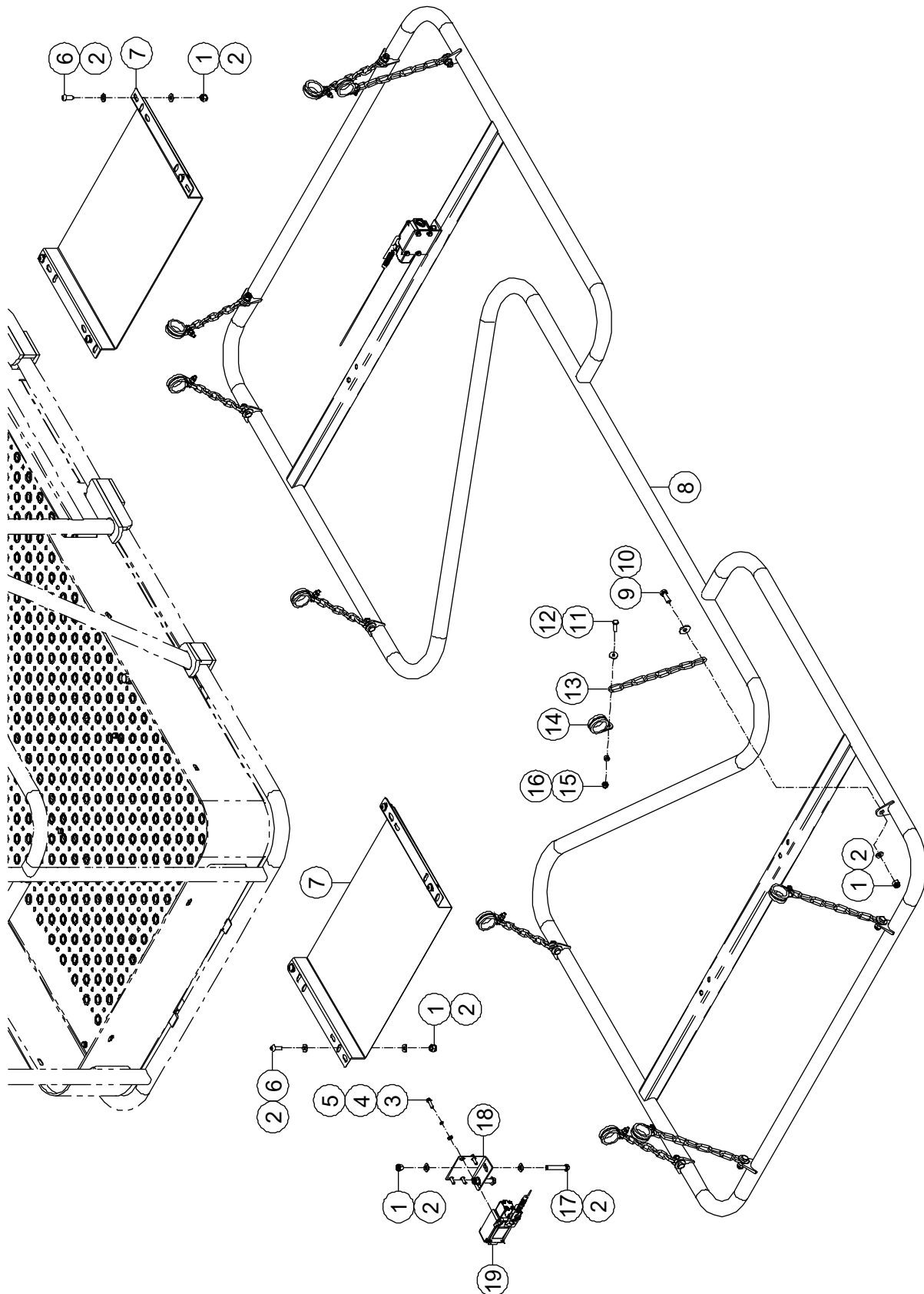
9-14 Platform Accessories 3 (1.83m×0.79m)



9-14 Platform Accessories 3 (1.83m×0.79m)

Item	Part Number	Description	Qty.	Remark
1	00001163	Nut GB/T 6182 M8	22	
2	00000608	Flat Washer GB/T 97.1 8	34	
3	00002268	Bolt GB/T 5783 M5 × 20	8	
4	00000606	Spring Washer GB/T 93 5	8	
5	00000605	Flat Washer GB/T 97.1 5	8	
6	00001188	Screw GB/T 70.2 M8×20	8	
7	50008058	Bracket	2	
8	50008055	Support	1	
9	00000993	Bolt GB/T 5783 M8 × 25	10	
10	00002000	Flat Washer GB/T 96.1 8	10	
11	92101400	Chain	10	
12	00000619	Bolt GB/T 5783 M6 × 25	10	
13	00002583	Flat Washer GB/T 96.1 6	10	
14	92100782	Clamp	10	
15	00001033	Nut GB/T 6182 M6	10	
16	00000620	Flat Washer GB/T 97.1 6	10	
17	00003607	Bolt GB/T 5783 M8 × 50	4	
18	92101396	Bracket	2	
19	00009340	Switch, Limit	2	

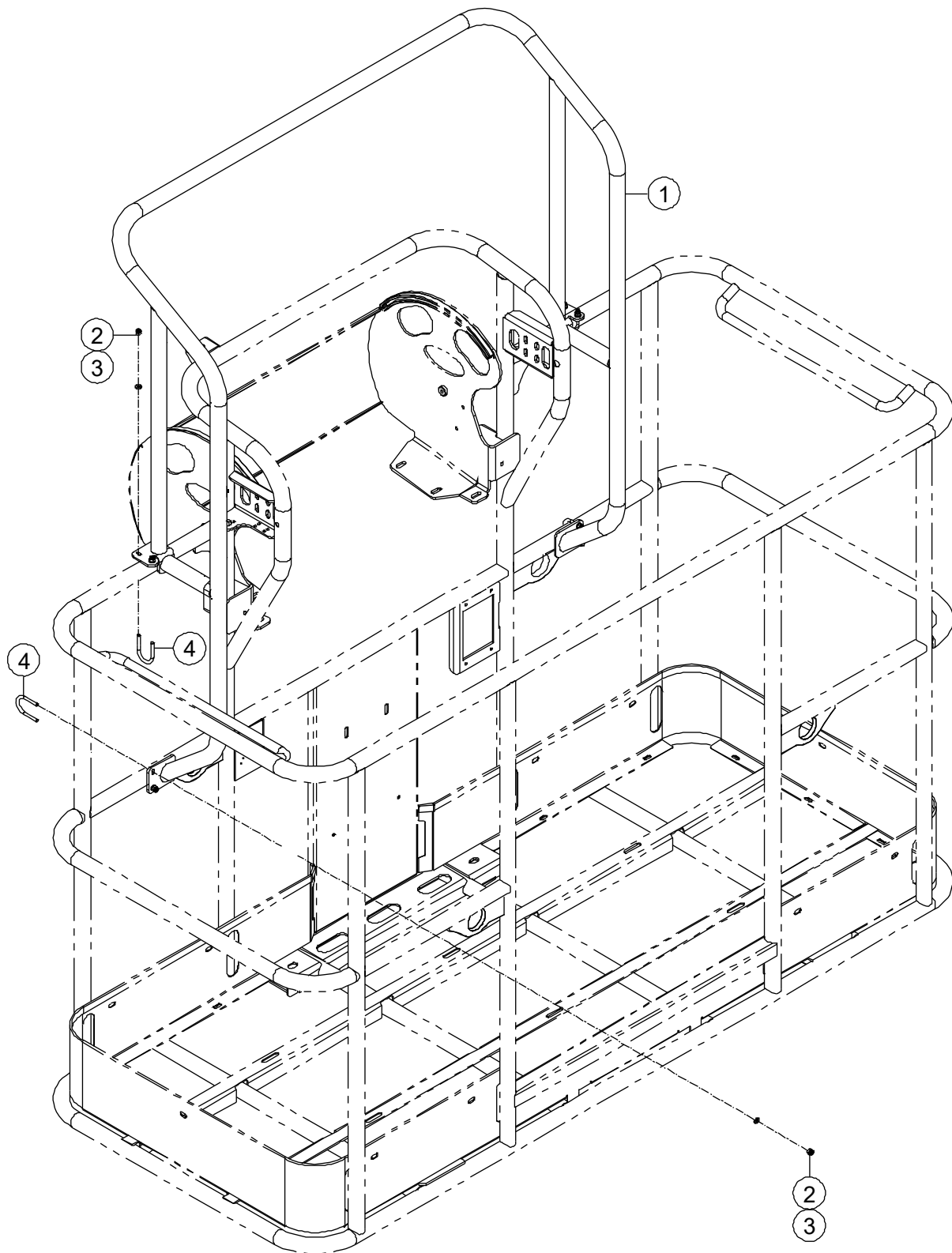
9-15 Platform Accessories 3 (2.44m×0.91m)



9-15 Platform Accessories 3 (2.44m×0.91m)

Item	Part Number	Description	Qty.	Remark
1	00001163	Nut GB/T 6182 M8	22	
2	00000608	Flat Washer GB/T 97.1 8	34	
3	00002268	Bolt GB/T 5783 M5 × 20	8	
4	00000606	Spring Washer GB/T 93 5	8	
5	00000605	Flat Washer GB/T 97.1 5	8	
6	00001188	Screw GB/T 70.2 M8×20	8	
7	92101394	Bracket	2	
8	92101389	Support	1	
9	00000993	Bolt GB/T 5783 M8 × 25	10	
10	00002000	Flat Washer GB/T 96.1 8	10	
11	00000619	Bolt GB/T 5783 M6 × 25	10	
12	00002583	Flat Washer GB/T 96.1 6	10	
13	92101400	Chain	10	
14	92100782	Clamp	10	
15	00001033	Nut GB/T 6182 M6	10	
16	00000620	Flat Washer GB/T 97.1 6	10	
17	00003607	Bolt GB/T 5783 M8 × 50	4	
18	92101396	Bracket	2	
19	00009340	Switch, Limit	2	

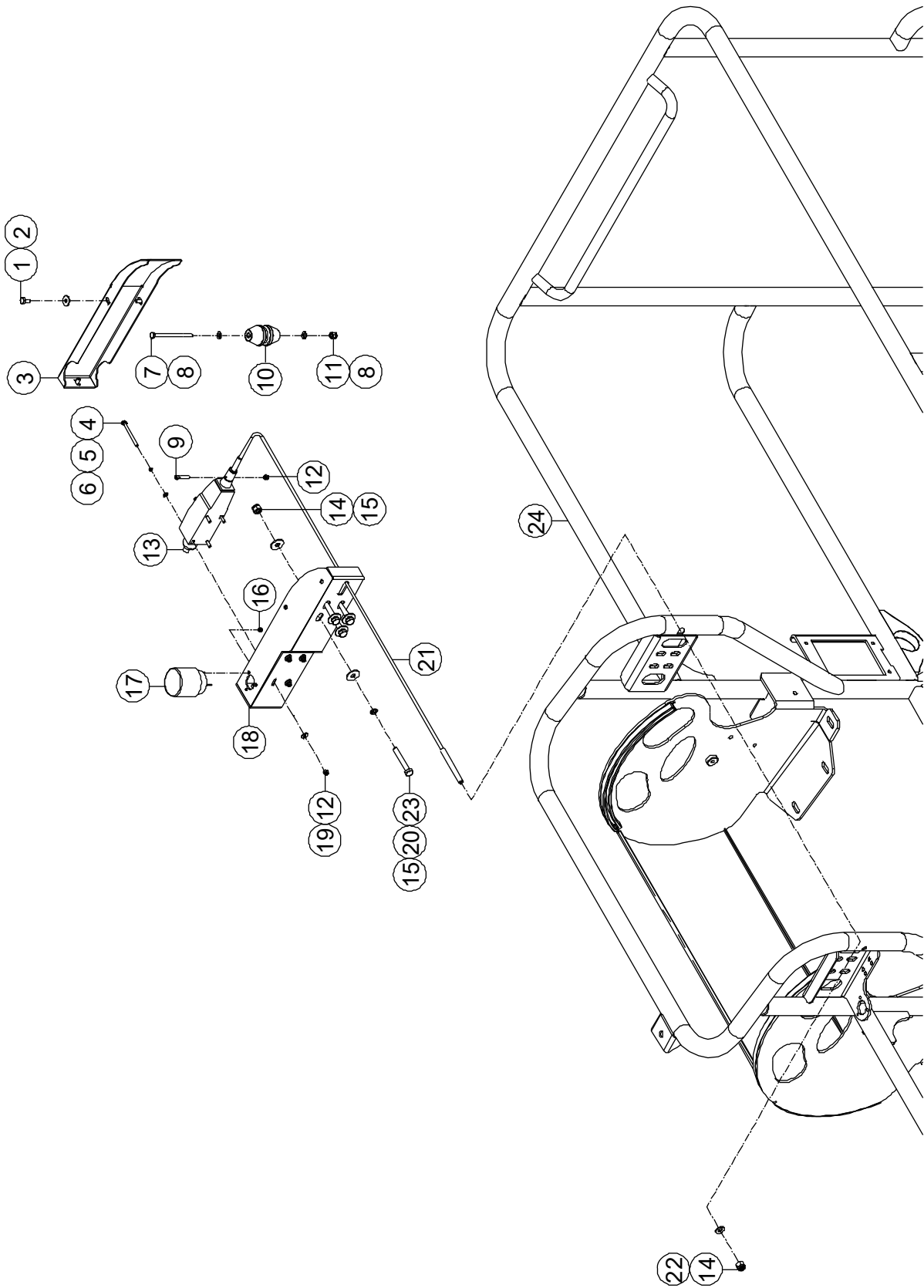
9-16 Platform Accessories 3



9-16 Platform Accessories 3

Item	Part Number	Description	Qty.	Remark
1	92101036	Pinch Guard	1	
2	00001033	Nut GB/T 6182 M6	8	
3	00000620	Flat Washer GB/T 97.1 6	8	
4	92101043	Clamp	4	

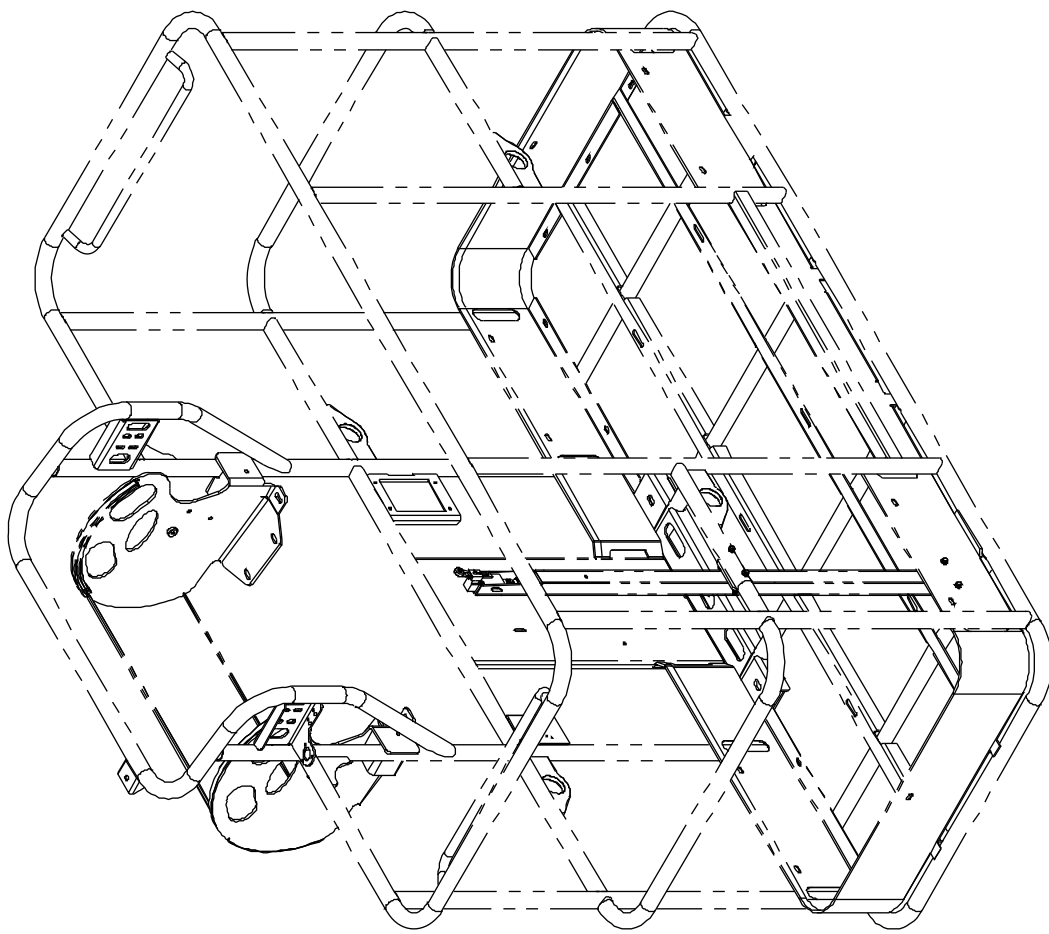
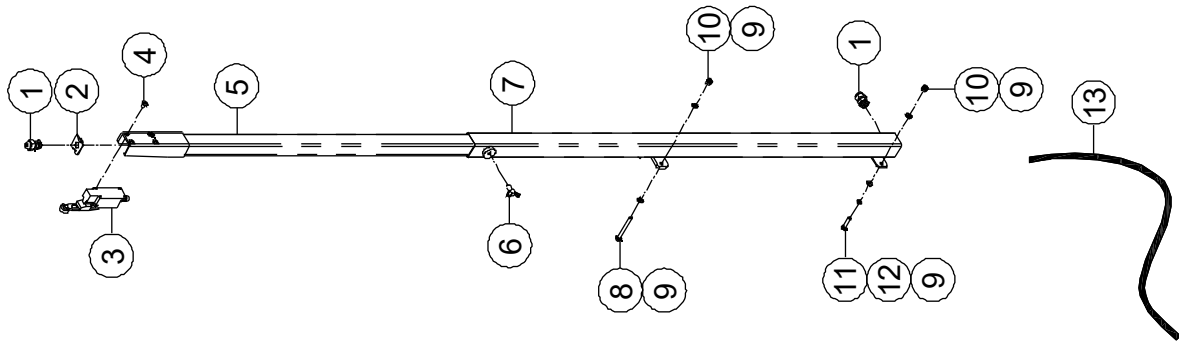
9-17 Lift Guard Contact Alarm



9-17 Lift Guard Contact Alarm

Item	Part Number	Description	Qty.	Remark
1	00000745	Bolt GB/T 5783 M6 × 12	3	
2	00002583	Flat Washer GB/T 96.1 6	3	
3	92100775	Housing	1	
4	00005191	Bolt GB/T 5783 M4 × 55	4	
5	00000779	Spring Washer GB/T 93 4	4	
6	00000778	Flat Washer GB/T 97.1 4	4	
7	00007023	Bolt GB/T 5782 M6 × 80	1	
8	00000620	Flat Washer GB/T 97.1 6	2	
9	00002228	Screw GB/T 70 M4 × 25	1	
10	92100774	Roller	1	
11	00001033	Nut GB/T 6182 M6	1	
12	00001236	Nut GB/T 889.1 M4	5	
13	00005189	Pull-Wire Switch	1	
14	00001163	Nut GB/T 6182 M8	5	
15	00002000	Flat Washer GB/T 96.1 8	8	
16	00003700	Nut GB/T 889.1 M3	3	
17	00005190	Beacon	1	
18	92100770	Bracket	1	
19	00003610	Flat Washer GB/T 96.1 4	4	
20	00000609	Spring Washer GB/T 93 8	4	
21	92100773	Wire Rope Fastener	1	
22	00000608	Flat Washer GB/T 97.1 8	1	
23	00002507	Bolt GB/T 5783 M8 × 55	4	
24	50005787	Platform	1	1.83m×0.79m
	50010127	Platform	1	2.44m×0.91m

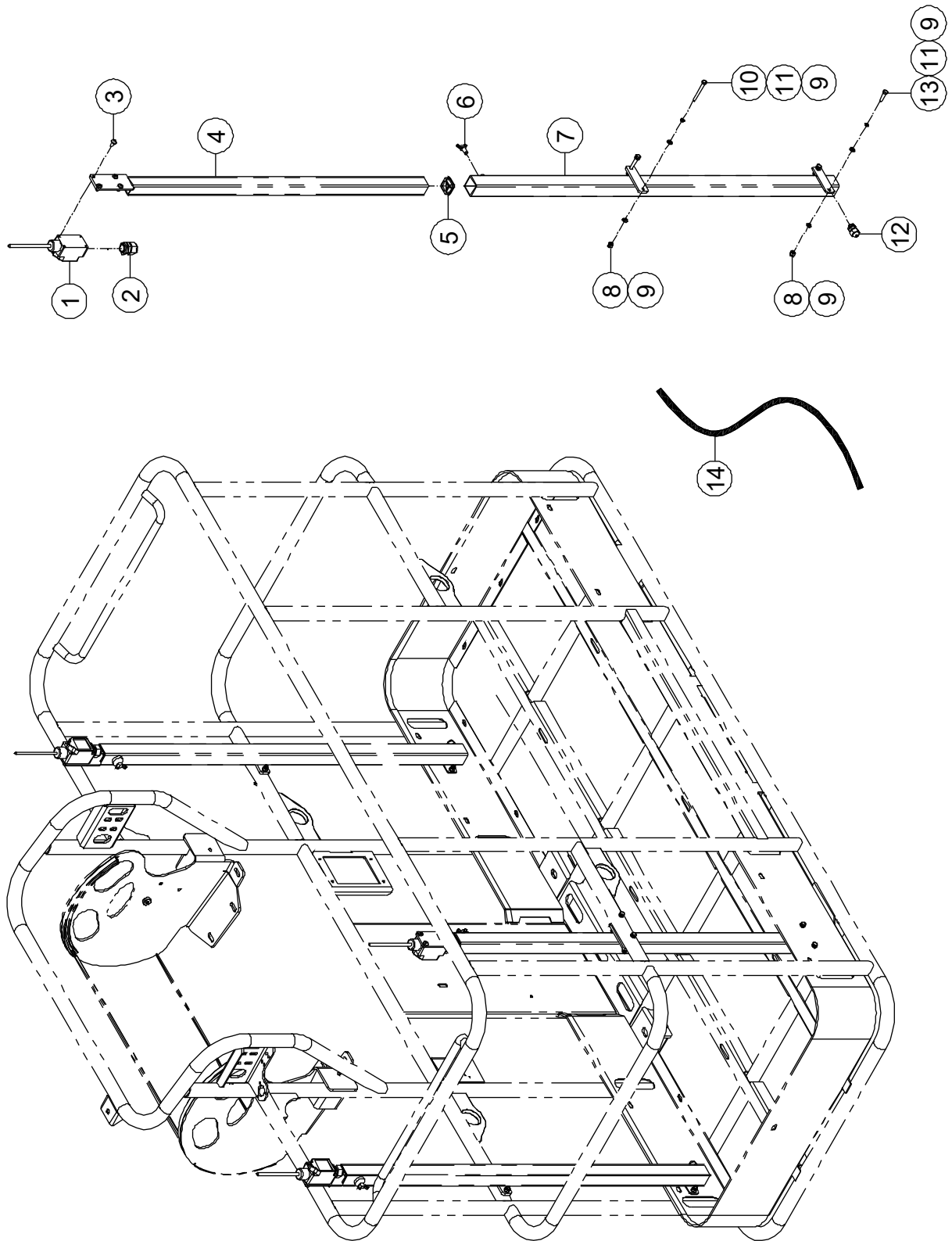
9-18 Anti-collision Device Installations 1



9-18 Anti-collision Device Installations 1

Item	Part Number	Description	Qty.	Remark
1	00001825	M12 Clamp	4	
2	10001599	Bracket, Limit Switch	2	
3	00002354	Limit Switch	2	
4	00000999	Screw GB/T 973 M5×10	8	
5	10001645	Pole	2	
6	00002586	Screw M8×16	2	
7	10001644	Pole	2	
8	00001066	Bolt GB/T 5782 M6 × 55	4	
9	00000620	Flat Washer GB/T 97.1 6	16	
10	00001033	Nut GB/T 6182 M6	8	
11	00000619	Bolt GB/T 5783 M6 × 25	4	
12	00000621	Spring Washer GB/T 93 6	8	
13	00006839	3.4m Harness	2	

9-19 Anti-collision Device Installations 2



9-19 Anti-collision Device Installations 2

Item	Part Number	Description	Qty.	Remark
1	00002606	Limit Switch	4	
2	00005080	M12 Clamp	4	
3	00001060	Screw GB/T 818 M6 × 12 - H	16	
4	10001704	Pole	4	
5	10003413	Plug	4	
6	00002586	Screw M8×16	4	
7	10001644	Pole	4	
8	00001033	Nut GB/T 6182 M6	16	
9	00000620	Flat Washer GB/T 97.1 6	32	
10	00001066	Bolt GB/T 5782 M6 × 55	8	
11	00000621	Spring Washer GB/T 93 6	16	
12	00001825	M12 Clamp	4	
13	00000619	Bolt GB/T 5783 M6 × 25	8	
14	00009366	Harness	4	

Zhejiang Dingli Machinery Co., Ltd.

No.188 Qihang Road. Deqing Zhejiang P.R.
China 313219

Tel: +86-572-8681688

Fax: +86-572-8681690

Web: www.cndingli.com

E-mail: market@cndingli.com

DINGLI